



**PARTQUIP**  
QUALITY GUARANTEED AUTO PARTS



# SUSPENSION CATALOGUE

## 2022

COPYRIGHT RESERVED



## Important

The information listed here in is correct to the best of the Company's knowledge and belief, having been compiled from reliable and official sources of information.

However we cannot assume any responsibility for possible errors.

Please refer to your Partquip price list for parts currently available.

### Notes:

This catalogue replaces all previous issues. For older vehicles not covered in this issue, please refer to previous issues or contact your nearest Partquip branch. While every effort has been made to ensure that the information in this catalogue is correct at the time of printing, Partquip cannot accept any responsibility for errors, which may occur.

### Quality:

The manufacturing standards of all parts are very high and ensure the maximum degree of safety under all climatic conditions. It is necessary sometimes to manufacture parts that differ slightly in appearance from the old parts removed from a vehicle. In many cases these will be of improved, modern design and in all cases they will function as well as the parts replaced.

### Guarantee:

All goods are guaranteed for 12 months from date of purchase against defects arising from faulty material or manufacture/workmanship. This guarantee does not extend to defects caused by wear and tear, neglect or accidental damage. All goods are sold with the understanding that we cannot accept liability for consequential personal injury, damage or loss as a result of the misuse or incorrect fitment of our products.

### General:

All parts listed, sold or supplied are offered and sold as parts for replacement only. Vehicle or manufacturer names, descriptions, symbols and numbers listed in this catalogue are used for reference purposes only.

The contents of this catalogue are protected by copyright.

Unlawful use of the contents will result in prosecution.

© COPYRIGHT 2022

All rights reserved. No part of this book may be reproduced or transmitted in any form or by any means, electronic or mechanical, including photocopying, or by any information storage or retrieval system, without permission from the copyright holder.



## Steering & Suspension Parts

Copyright

Important Information

I - X

### APPLICATION SECTION

Alfa Romeo	1
Audi	6
BMW	32
C.A.M, Chana, CMC	68
Chery, Chevrolet	73
Chrysler, Citroen	94
Daewoo, Daihatsu, Datsun, Dodge	109
Fiat	125
Ford	140
Foton, Gonow, GWM	197
Honda	205
Hyundai	225
Isuzu	260
Iveco, Jaguar	274
Jeep	277
Kia	287
Land Rover, Range Rover	310
Leyland, Lexus	317
Mahindra, Mazda	320
Meiya	367
Mercedes-Benz	368
Mitsubishi	391
Nissan	412
Opel	479
Peugeot	505
Renault	522
Saab, Seat, Smart, Ssangyong, Subaru, Suzuki	553
Tata	568
Toyota	575
Volkswagen	663
Volvo	720

### BUYERS GUIDE

Power Steering Pumps <b>*New</b>	733
Ball Joints	738
Control Arms	774
Drag Links & Control Links	810
Idler Arms	819
Tie Rod Ends and Rack Ends	826
Steering Racks	913



## **IMPORTANT INFORMATION WHEN FITTING SUSPENSION PARTS:**

### **Disclaimer / Warning**

Incorrect fitment of all parts could lead to serious damage or personal injury. Partquip highly recommends that all parts only be fitted by a qualified Automotive Technician at an accredited workshop in accordance with the vehicle manufacturers specifications.

Kindly take note:

- All parts supplied with a grease nipple must be greased prior to fitment.
- All parts supplied with bolts and nuts must be securely fastened/torqued according to the correct OEM specifications.

The manufacturer and distributor cannot be held responsible for any damage or personal injury should the above instructions not be strictly adhered to.

### **All Suspension with Ball Pins**

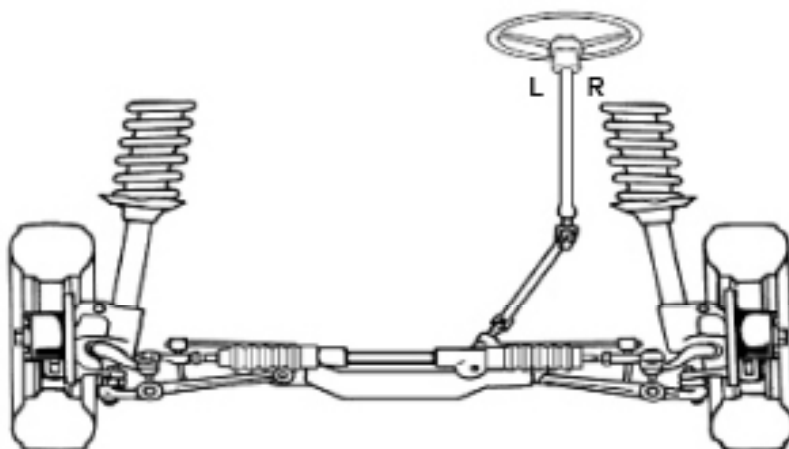
Please note that all ball pins must be tested for free movement prior to fitment.

### **Fitting the Correct Parts**

Please make sure that you have been supplied the correct part by comparing it to the sample taken out of the vehicle. If the part is fitted prior to checking and it is incorrect we will not be liable for any claims/credits as the part has already been fitted/damaged and cannot be used again.

## How to use this catalogue

### IMPORTANT



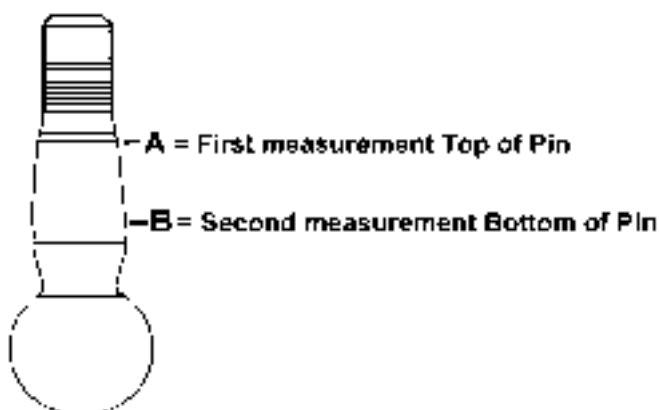
The position of the Steering Wheel is always indicated as being viewed from the REAR of the vehicle; i.e. : Sitting inside the vehicle, looking towards the FRONT.)

### Numbering System (Prefixes)

TR = Tie Rod ends, Rack ends  
BJ = Ball Joints  
KP = King Pins  
SK = Suspension Kits  
SRK = Steering Rack Parts

DL = Drag Links, Side Rods, Cross Rods, Centre Rods  
IA = Idler Arms, Pitman Arms, Bell cranks  
IAB = Idler Arm Bush  
TD = Bushes  
AR = Control Arm Bushes

### Pin Taper Measurement

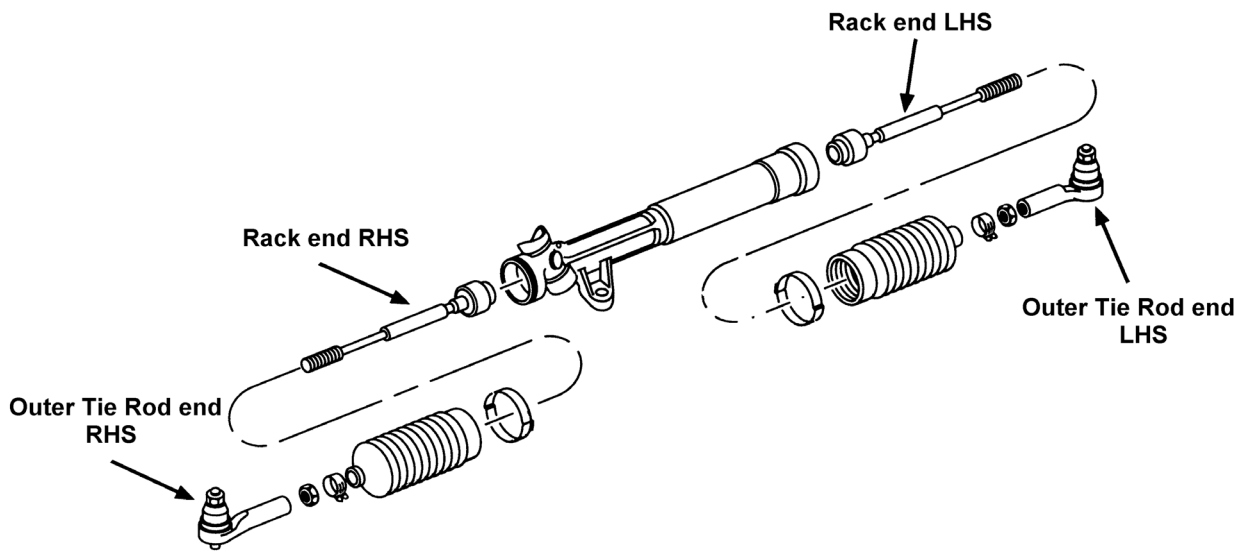


### Measuring the length of a Rack End

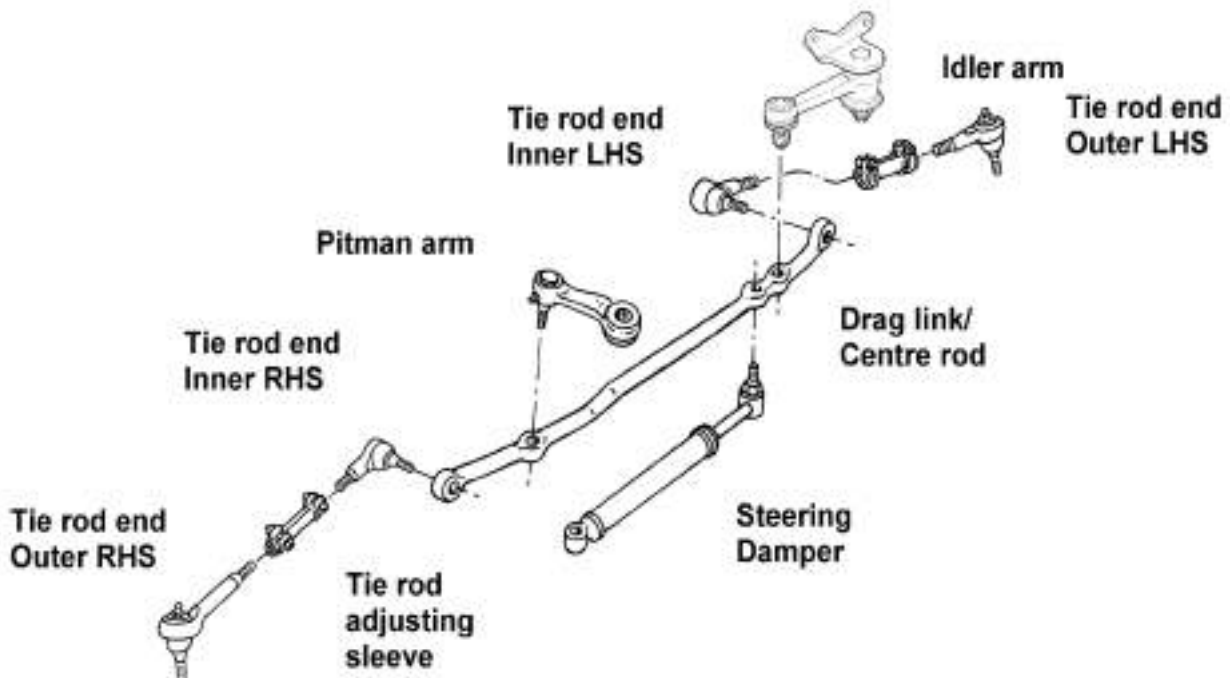


# Basic Steering Layouts

## Rack & Pinion System

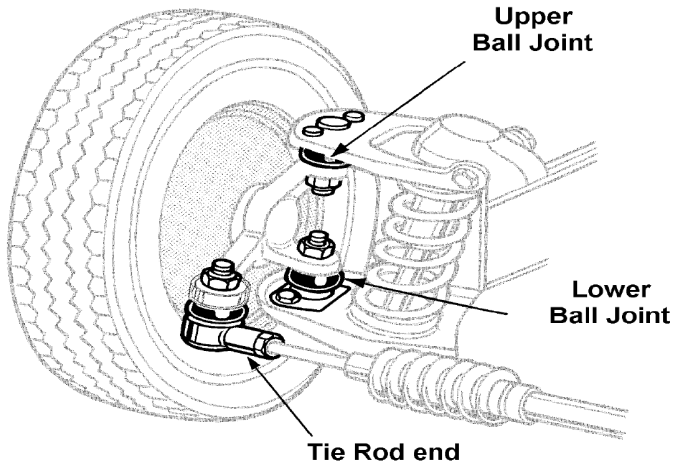


## Steering Box System



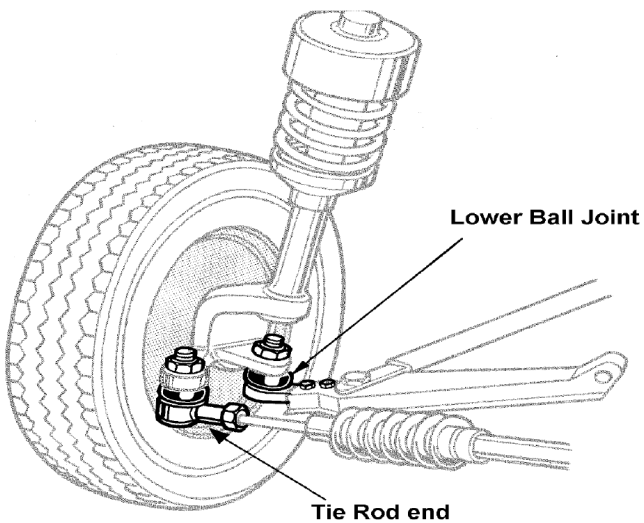
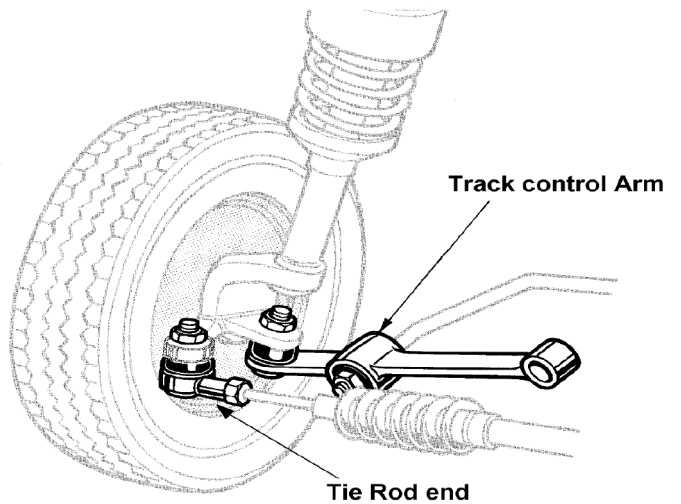


## Basic Steering & Suspension Layouts



Double wishbone with ball joints and tie rod end

McPherson strut with track control arm and tie rod end



McPherson strut with lower ball joint and tie rod end

## Glossary of Terms used in this Catalogue



**SR: Steering Rack**



**TR: Tie Rod End, Inner or Outer, Female or Male Thread, LHT or RHT**



**DL: Centre Rod / Drag Link**



**TR: Stabiliser Link, Front or Rear, LHT or RHT**



**DL: Side Rod Assy. Upper or Lower, LHS or RHS**



**TR: Rack End, Female or Male Thread, LHT or RHT**



**SK: Steering Shaft**



**SK: V-Arm Shaft, Upper or Lower, LHS or RHS**



**BJ: Ball Joint, Upper or Lower, LHS or RHS**



**IA: Idler Arm**



**IA: Pitman Arm**



**IA: Bell Crank**



**IAB: Idler Arm Bush**



**CS: Control Arm, Upper or Lower, LHS or RHS**



**BJ: Track Control Arm, Upper or Lower, LHS or RHS**



**CL: Control Link, Female or Male Thread, LHT or RHT**



**PSP: Power Steering Pump**



## Fitting Instructions

### Left Hand Thread & Right Hand Thread (LHT & RHT)



In certain tie rod ends, male or female threads could be either LHT or RHT. These are most commonly found in older steering box suspension setups and seldom found in modern rack and pinion suspension systems.

The best way to differentiate between the two is to turn the thread either clockwise or anti-clockwise. The way in which the first piece of thread flows indicates whether it is left hand thread or right hand thread.

### Pin Taper



When fitting tie rod ends, ball joints and drag links, it is important to take note of the pin measurements, lengths of the pins and the way in which they taper.

Pins on tie rod ends and ball joints usually fit into steering knuckles, but in some cases, such as on 4x4 vehicles, they fit into drag links. Their measurements are very important and if they are not as per the sample removed from the vehicle or according to spec, it could result in failure. A pin that fits loosely in the knuckle or drag link etc. would allow room for play, resulting in premature wear of the part. A pin that is too big would result in the part not being able to be secured properly in position when fitting it to the knuckle.

Above is an example of two different tie rod ends that fit on various Mazda BT-50's & Ford Rangers. Even though they differ by only 1mm at the bottom of the pin due to the taper, they are not the same.

## Ensure Retaining Bolts & Nuts Are Securely Fastened



When replacing complete control arms, ALWAYS check that the ball joint's retaining nuts and bolts are tightened properly in accordance with the manufacturing specifications.

## Grease Nipple Design



All parts supplied with grease nipples must be fitted & then greased with a grease gun prior to fitment.

These type of designs can be found on certain drag links, tie rod ends and ball joints.

1. Fit Grease Nipple to Part.
2. Grease the Nipple using a Grease Gun

## Ball Joint Fitment Tips

To avoid ball joints that end up like this, ALWAYS ensure that the dustboots are secured in position and are in good condition.



Sand and dirt enters the unprotected opening and creates wear upon all surfaces, resulting in a prematurely damaged and worn part.



When fitting press-in ball joints, it is often advisable to remove the dust boot and its retaining ring to ensure that the boot is not damaged during the assembly process.



The result of not removing the dust boot prior to fitment.





Press-in ball joints **HAVE** to be pressed into position using a press! Trying to hammer it into position using a socket or similar device often damages the unit and very often results in misalignment. Impact marks such as this is a clear indication that the incorrect tools and fitment techniques were used.

Impact damage



Clear evidence of misalignment



## Priming of Power Steering Pumps Prior to Fitment



### Preventing Power Steering Pump failure as a result of a dry pump:

All pumps are factory tested and then drained of all fluids. If the pump is fitted and run whilst dry, **IT WILL FAIL.**

- Power steering pumps have to be hand primed prior to use (this is of particular importance should the pump have a separate reservoir.)
- Prior to using the pump, ensure that the reservoir is filled to its operating level.
- Using your hand, turn the pulley in the appropriate direction until fluid is pumped from the pressure port.
- Top up the reservoir as required, install the pump and thereafter bleed the system as per the vehicle manufacturers instructions.

### NB: Power Steering Pump Fluid:

- The use of lesser quality power steering fluids will result in the premature failure of the pump.
- Use an OE recommended fluid (or an equivalent) for complete system replacements.

The rotation shown is common for many vehicle applications. In order to properly prepare the pump for use, rotate the pulley by hand in the appropriate direction for your specific vehicle.

### Indicators that a Power Steering Pump is failing:

- Noises emanate from the pump during operation.
- A leak develops from the shaft seal.
- Foaming occurs inside the reservoir or the reservoir boils over.
- Abnormal deterioration occurs on the bushing as a result of improper lubrication.



"PK" refers to the numbers of grooves present on the pulley of the Power Steering Pump.

# ALFA ROMEO

145, 146, 155, GTV



Model	Year
2.0 Quadrofoglio	96-01
2.0 Ti	96-99
2.0 TS, 2.5 V6	96-98
2.0 Spider	96-99

LEFT/  
PASSENGER

RIGHT/  
DRIVER



TR5577



TR5578



TR5578



TR5577



CS127



CS128

REMARKS:

PART NO	DESCRIPTION	DIMENSIONS	COMMENTS
TR5577	Outer Tie Rod End	M12 x 1.5mm, 14.0/16.0mm Pin	
TR5578	Rack End	M14 x 1.5mm, M12 x 1.5mm, Length 287/303mm	
CS127	Lower Control Arm LHS		
CS128	Lower Control Arm RHS		



# ALFA ROMEO

147, 156



**Model**  
1.6 TS, Selespeed  
2.0 TS, 2.5 V6

**Year**  
01-  
98-04

LEFT/  
PASSENGER



TR5581

TR5582



CS130



TR5584



TR5583



CS132

RIGHT/  
DRIVER



TR5582

TR5581



CS129



CS131



TR5583



TR5584

REMARKS:

PART NO	DESCRIPTION	DIMENSIONS	COMMENTS
TR5581	Outer Tie Rod End	M14 x 1.5mm, 12.5/14.4mm Pin	
TR5582	Rack End	M16 x 1.5mm, M14 x 1.5mm, Length 205/222mm	
TR5583	Link Rod - Front Axle	Length 124mm	156 Only
TR5584	Stab. Rod - Rear Axle	Length 180mm	
CS129	Upper Control Arm RHS	12.7mm Pin	
CS130	Upper Control Arm LHS	12.7mm Pin	
CS131	Lower Control Arm RHS		
CS132	Lower Control Arm LHS		

# ALFA ROMEO

## 164



**Model**  
3.0 Super

**Year**  
96-99

LEFT/  
PASSENGER

RIGHT/  
DRIVER



TR5585



TR5586



TR5586



TR5585



BJ1078



CS134



CS133



BJ1078

REMARKS:

PART NO	DESCRIPTION	DIMENSIONS	COMMENTS
TR5585	Outer Tie Rod End	M14 x 1.5mm, 12.5mm Pin	
TR5586	Rack End	M14 x 1.5mm, M14 x 1.5mm, Length 269/283mm	
BJ1078	Lower Ball Joint	15.5/17.5mm Pin	
CS133	Lower Control Arm RHS		
CS134	Lower Control Arm LHS		

# ALFA ROMEO

## 166



**Model**  
3.0 Sportronic

**Year**  
99-04

**LEFT/  
PASSENGER**

**RIGHT/  
DRIVER**



REMARKS:

PART NO	DESCRIPTION	DIMENSIONS	COMMENTS
TR5581	Outer Tie Rod End	M14 x 1.5mm, 12.5/14.4mm Pin	
TR5588	Rack End	M16 x 1.5mm, M14 x 1.5mm, Length 215/234mm	
TR5590	Upper Cross Rod Front Axle	Length 145mm	
TR5591	Stab. Rod - Rear Axle	Length 95mm	
TR5592	Stab. Rod - Rear Axle		
CS137/8	Upper Control Arm		
CS135/6	Lower Control Arm		

ALFA ROMEO  
BERLINA, GIULIA, GT, GTV



Model	Year
1750, 2000	68-77
1.6 Super Nova	75-77
1.6 Junior	72-77
1750, 2.0	68-77

LEFT/  
PASSENGER

RIGHT/  
DRIVER



TR900



TR1514



TR1514



TR900

REMARKS:

PART NO	DESCRIPTION	DIMENSIONS	COMMENTS
TR900	Centre Rod End	M14 x 1.5mm, 12.7/14.2mm Pin	
TR1514	Inner Tie Rod End	M14 x 1.5mm, 12.9/14.1mm Pin	

# AUDI

80, 90



Model	Year
80 1.5 GL, 1.6 GLS	75-76
80 1.6 GL, GLS, S/W	76-81
90 1.8 Super	68-72

LEFT/ PASSENGER	RIGHT/ DRIVER
 BJ855	 BJ855

REMARKS:

PART NO	DESCRIPTION	DIMENSIONS	COMMENTS
BJ855	Lower Ball Joint	17mm Pin	77-81

# AUDI

100, 100/4, 100/5, 200, 400, 500

Model	Year
1.6 LS, 2.0 5 D, GL, GL 5 D, 2.2 5E, 5S, GL-5, GLS 5E	77-84
1.6, 1.9	81-84
2.2 GLX 5E	78-83
1.8	87-91
2.1 e 2.2 SE, Turbo	83-93

LEFT/ PASSENGER	RIGHT/ DRIVER
 BJ955	 BJ954
 TR5381	 TR5381
 TR5382	 TR5382

REMARKS:

PART NO	DESCRIPTION	DIMENSIONS	COMMENTS
TR5381	Outer Tie Rod End	M16 x 1.5mm, 12.7/14.3mm Pin	400 and 500 Only
TR5382	Outer Tie Rod End	M14 x 1.5mm, 12.9/14.2mm Pin	400 and 500 Only
BJ954	Lower Track Control Arm RHS	18mm Pin	100/4/5, 200 - P/S
BJ955	Lower Track Control Arm LHS	18mm Pin	100/4/5, 200 - P/S

# AUDI 500



**Model**  
2.3 E, SE,  
2.8 SEL

**Year**  
92-94

LEFT/  
PASSENGER

RIGHT/  
DRIVER



REMARKS:

PART NO	DESCRIPTION	DIMENSIONS	COMMENTS
TR5381	Outer Tie Rod End	M16 x 1.5mm, 12.7/14.3mm Pin	
TR5386	Outer Tie Rod End	M18 x 1.5mm, 12.8/14.2mm Pin	
BJ985	Lower Track Control Arm RHS	18.9mm Pin	
BJ986	Lower Track Control Arm LHS	18.9mm Pin	



# AUDI A1



**Model**  
1.2 TFSi  
1.4 TFSi  
1.6 TDi

**Year**  
10-

**LEFT/  
PASSENGER**

**RIGHT/  
DRIVER**



TR6198



TR6197



TR6197



TR6198



TR5706



TR5712



TR5712



TR5706



CS379L



CS379R



TR5605



BJ1278L



CS378L



CS378R



BJ1278R



TR5605



TR6337



TR5953



TR5953



TR6337



PSP040

REMARKS: CS378L/R - Longer from the Front Bush to the Ball Joint. (Wider Track Length)

AUDI  
A1

CONTINUED



PART NO	DESCRIPTION	DIMENSIONS	COMMENTS
TR6198	Outer Tie Rod End	M16 x 1.5mm, 15.0/16.5mm Pin	
TR6197	Rack End	M14 x 1.5mm, M16 x 1.5mm, Length 293/309mm	
TR5706	Outer Tie Rod End	M14 x 1.5mm, 13.2/17.1mm Pin	TRW/SMI
TR5712	Rack End	M14 x 1.5mm, M14 x 1.5mm, Length 295/309mm	Power Steering TRW
TR5605	Front Stab. Link	Length 271mm	
TR5953	Rear Stab. Link	Length 95mm	
TR6337	Rear Stab. Link	Length 70mm	
BJ1278L/R	Lower Ball Joint	15.0/18.0mm Pin	
CS379L/R	Lower Control Arm		(L - BJ to Bush: 360mm)
CS378L/R	Lower Control Arm		(L - BJ to Bush: 376mm)
PSP040	Power Steering Pump		Electric Hydraulic Pump

# AUDI A1



**Model**  
(DKLA) 1.0 25 TFSi,  
30 TFSi, 35 TFSi,  
40 TFSi

**Year**  
18-

**LEFT/  
PASSENGER**



**RIGHT/  
DRIVER**



REMARKS:

PART NO	DESCRIPTION	DIMENSIONS	COMMENTS
TR5842	Outer Tie Rod End	M16 x 1.5mm, 13.2/16.0mm Pin	
TR6476	Rack End	M14 x 1.5mm, M16 x 1.5mm, Length 315mm	
TR5605	Front Stab. Link	Length 271mm	
BJ1139L/R	Lower Ball Joint	15.4/19.8mm Pin	
CS465L/R	Lower Control Arm		Bush I.D: 60mm
CS467L/R	Lower Control Arm		Alt. Bush I.D: 65mm

# AUDI A3



**Model**  
1.8, 1.8T, 1.8 TFSi

**Year**  
98-04

**LEFT/  
PASSENGER**

**RIGHT/  
DRIVER**



TR5538



TR5540



TR5540



TR5538



TR5706



TR5595



TR5595



TR5706



SR5862



TR5600



BJ1054



CS139L



CS139R



BJ1053



TR5599



PSP021

REMARKS:

# AUDI A3

CONTINUED



PART NO	DESCRIPTION	DIMENSIONS	COMMENTS
TR5538	Outer Tie Rod End	M14 x 1.5mm, 13.2/17.1mm Pin	To Chassis 1-C-W047-124 Short
TR5540	Rack End	M16 x 1.5mm, M14 x 1.5mm, Length 339/359mm	To Chassis 1-C-W047-124 Long
TR5706	Outer Tie Rod End	M14 x 1.5mm, 13.2/17.1mm Pin	To Chassis 1-C-W047-125 Long
TR5595	Rack End	M16 x 1.5mm, M14 x 1.5mm, Length 324/342mm	To Chassis 1-C-W047-125 Short
TR5599	Front Stab. Link	Length 336mm	
TR5600	Front Stab. Link	Length 336mm	
SR5862	Steering Rack		Power Steering
BJ1053/4	Lower Ball Joint	15.0/19.0mm Pin	
CS139L/R	Lower Control Arm		
PSP021	Power Steering Pump		

# AUDI A3



**Model**  
1.4 TFSi, 1.6 TDi, 1.8 TFSi, 1.9 TDi, 2.0 FSi, TFSi, TDi, Sportback

**Year**  
03-

LEFT/  
PASSENGER

RIGHT/  
DRIVER



TR5842



TR5841



TR5841



TR5842



BJ1139L



CS247L



CS247R



BJ1139R



TR5849



TR5953



CS274L



CS274R



TR5953



TR5849

REMARKS:

PART NO	DESCRIPTION	DIMENSIONS	COMMENTS
TR5842	Outer Tie Rod End	M16 x 1.5mm, 13.2/16.0mm Pin	
TR5841	Rack End	M16 x 1.5mm, M16 x 1.5mm, Length 311mm	
TR5849	Front Stab. Link	Length 335mm	
TR5953	Rear Stab. Link	Length 95mm	
BJ1139L/R	Lower Ball Joint	15.4/19.8mm Pin	
CS247L/R	Lower Control Arm		
CS274L/R	Lower Control Arm		



# AUDI A3 (8V1)



**Model**  
1.0 TFSi, 1.2 TFSi, 1.4 TFSi, 1.6 TDi, 1.8 TFSi, 2.0 TDi, TFSi, Quattro

**Year**  
12-

**LEFT/  
PASSENGER**

**RIGHT/  
DRIVER**



REMARKS:

PART NO	DESCRIPTION	DIMENSIONS	COMMENTS
TR5842	Outer Tie Rod End	M16 x 1.5mm, 13.2/16.0mm Pin	
TR5841	Rack End	M16 x 1.5mm, M16 x 1.5mm, Length 311mm	
TR5849	Front Stab. Link	Length 335mm	
TR6337	Rear Stab. Link	Length 70mm	
BJ1139L/R	Lower Ball Joint	15.4/19.8mm Pin	
BJ1182L/R	Lower Ball Joint	15.3/18.7mm Pin	Alt.
CS414L/R	Lower Control Arm		

# AUDI A4, A6, A8



Model	Year
1.8 Exec, 1.8T Sport, 2.0, 2.4, 2.6 Exec, 2.8 Exec.	95-01
2.4, 2.8 Quattro	97-99
3.7, 4.2 Quattro	95-04

LEFT/  
PASSENGER

RIGHT/  
DRIVER



TR5491



TR5492



TR5492



TR5491



TR5456



TR5597



TR5597



TR5456



TR5589L



BJ1020



BJ1020



TR5589R



BJ1032



BJ1033



BJ1034



BJ1035



BJ292



BJ293

REMARKS:

**AUDI**  
A4, A6, A8



CONTINUED

PART NO	DESCRIPTION	DIMENSIONS	COMMENTS
TR5491	Outer Tie Rod End	M14 x 1.5mm, 17.5mm Pin	
TR5492	Rack End	M16 x 1.5mm, M14 x 1.5mm, Length 130/147mm	
TR5589L/R	Stab. Link Front Axle	Length 90mm	
TR5456	Stab. Link Rear Axle	Length 119mm	
TR5597	Rear Axle Rod	Length 293mm, Hole I.D 12mm	Only A8
BJ1020	Front Lower Wishbone Link Arm	20.7/23.4mm Pin	
BJ1032	Front Upper Link Arm	16mm Pin	Excl. A8
BJ1033	Front Upper Link Arm	16mm Pin	Excl. A8
BJ1034	Rear Upper Link Arm	16mm Pin	Excl. A8
BJ1035	Rear Upper Link Arm	16mm Pin	Excl. A8
BJ292	Front Axle-Lower Rear Track Control Arm	15.3/19.8mm Pin	LHS
BJ293	Front Axle-Lower Rear Track Control Arm	15.3/19.8mm Pin	RHS

# AUDI A4



**Model**  
1.9 TDi  
1.8T, Multitronic,  
2.0, FSi, TDi, TFSi,  
DTM147, DTM162,  
2.4, 2.6, 2.8 Exec., 3.0  
Quattro

**Year**  
03-04  
04-

**LEFT/  
PASSENGER**

**RIGHT/  
DRIVER**



TR5491

TR5492



TR5492

TR5491



TR5813L



BJ1034



BJ1035



TR5813R



BJ292



BJ293



PSP002



BJ1172



BJ1171



PSP034



BJ1175



BJ1175

REMARKS:

# AUDI A4



CONTINUED

PART NO	DESCRIPTION	DIMENSIONS	COMMENTS
TR5491	Outer Tie Rod End	M14 x 1.5mm, 17.5mm Pin	
TR5492	Rack End	M16 x 1.5mm, M14 x 1.5mm, Length 130/147mm	
TR5813L/R	Front Stab. Link	Length 90mm	
BJ1035	Front Axle-Upper Rear Track Control Arm	16mm Pin	
BJ1034	Front Axle-Upper Rear Track Control Arm	16mm Pin	
BJ1171	Front Axle-Upper Front Track Control Arm	16mm Pin	
BJ1172	Front Axle-Upper Front Track Control Arm	16mm Pin	
BJ1175	Front Axle-Lower Front Track Control Arm	16.3/21.0mm Pin	
BJ292	Front Axle-Lower Rear Track Control Arm	15.3/19.8mm Pin	LHS
BJ293	Front Axle-Lower Rear Track Control Arm	15.3/19.8mm Pin	RHS
PSP002	Power Steering Pump		
PSP034	Power Steering Pump		3.0

# AUDI A4 (8K2)



**Model**  
1.8 TFSi, Quattro, 2.0  
TDi, 2.0 TFSi, 3.0 TDi,  
3.0 TFSi, Quattro, 3.2  
FSi, Quattro

**Year**  
08-

**LEFT/  
PASSENGER**

**RIGHT/  
DRIVER**



TR6192



TR6193



TR6193



TR6192



BJ1319



BJ1283



BJ1273L



BJ1273R



BJ1283



BJ1319



BJ1274L



BJ1274R



BJ1275L



BJ1275R



BJ1276L



BJ1276R



BJ1320L



BJ1320R



BJ1321L



BJ1321R

REMARKS:

**AUDI**  
A4 (8K2)

CONTINUED



PART NO	DESCRIPTION	DIMENSIONS	COMMENTS
TR6192	Outer Tie Rod End	M16 x 1.5mm, 14.7/19.0mm Pin	
TR6193	Rack End	M16 x 1.5mm, M16 x 1.5mm, Length 227/243mm	
BJ1283	Lower Ball Joint	14.0/22.0mm Pin	
BJ1273L/R	Track Control Arm	14.5mm Pin	Rear Lower Front Axle L/RHS
BJ1274L/R	Track Control Arm	13.7mm Pin	Lower Front Axle L/RHS
BJ1275L/R	Track Control Arm	16mm Pin	Upper Front Axle L/RHS
BJ1276L/R	Track Control Arm	16mm Pin	Rear Upper Front Axle L/RHS
BJ1319	Lower Ball Joint	17.4mm Pin, Base Ø 42mm	
BJ1320L/R	Track Control Arm	16.8mm Pin	Rear Lower Front Axle L/RHS
BJ1321L/R	Track Control Arm	17mm Pin	Lower Front Axle L/RHS



# AUDI A5 (8T3)



**Model**  
2.0 TDi, TFSi, Quattro,  
Sportback, 3.2 FSi, TDi

**Year**  
09-

**LEFT/  
PASSENGER**



TR6192



TR6193



BJ1319



BJ1283



BJ1273L



BJ1274L



BJ1275L



BJ1276L



BJ1320L



BJ1321L

**RIGHT/  
DRIVER**



TR6193



TR6192



BJ1273R



BJ1283



BJ1319



BJ1274R



BJ1275R



BJ1276R



BJ1320R



BJ1321R

REMARKS:

**AUDI**  
A5 (8T3)

CONTINUED



PART NO	DESCRIPTION	DIMENSIONS	COMMENTS
TR6192	Outer Tie Rod End	M16 x 1.5mm, 14.7/19.0mm Pin	
TR6193	Rack End	M16 x 1.5mm, M16 x 1.5mm, Length 227/243mm	
BJ1283	Lower Ball Joint	14.0/22.0mm Pin	
BJ1273L/R	Track Control Arm	14.5mm Pin	Rear Lower Front Axle L/RHS
BJ1274L/R	Track Control Arm	13.7mm Pin	Lower Front Axle L/RHS
BJ1275L/R	Track Control Arm	16mm Pin	Upper Front Axle L/RHS
BJ1276L/R	Track Control Arm	16mm Pin	Rear Upper Front Axle L/RHS
BJ1319	Lower Ball Joint	17.4mm Pin, Base Ø 42mm	
BJ1320L/R	Track Control Arm	16.8mm Pin	Rear Lower Front Axle L/RHS
BJ1321L/R	Track Control Arm	17mm Pin	Lower Front Axle L/RHS

# AUDI A6



**Model**  
2.6, 2.8, E

**Year**  
94-97

LEFT/  
PASSENGER

RIGHT/  
DRIVER



BJ986



TR5381



TR5381



BJ985

REMARKS:

PART NO	DESCRIPTION	DIMENSIONS	COMMENTS
TR5381	Outer Tie Rod End Assy.	M16 x 1.5mm, 12.7/14.3mm Pin	
BJ986	Lower Track Control Arm LHS	19mm Pin	
BJ985	Lower Track Control Arm RHS	19mm Pin	

# AUDI A6 (4G2, 4G5)



**Model**  
2.0T, TDi, TFSi,  
Quattro, 2.8 FSi, 3.0  
TDi, TFSi, Quattro

**Year**  
11-

**LEFT/  
PASSENGER**

**RIGHT/  
DRIVER**



REMARKS:

PART NO	DESCRIPTION	DIMENSIONS	COMMENTS
TR6192	Outer Tie Rod End	M16 x 1.5mm, 14.7/19.0mm Pin	
TR6194	Rack End	M16 x 1.5mm, M16 x 1.5mm, Length 237/252mm	
BJ1283	Lower Ball Joint	14.0/22.0mm Pin	
BJ1274L/R	Track Control Arm	13.7mm Pin	Lower Front Axle L/RHS
BJ1275L/R	Track Control Arm	16mm Pin	Upper Front Axle L/RHS
BJ1319	Lower Ball Joint	17.4mm Pin, Base Ø 42mm	
BJ1320L/R	Track Control Arm	16.8mm Pin	Rear Lower Front Axle L/RHS
BJ1321L/R	Track Control Arm	17mm Pin	Lower Front Axle L/RHS

# AUDI A7 (4GA)



**Model**  
3.0 TDi, TFSi, Quattro,  
R/S7 4.0 TFSi, Quattro

**Year**  
10-

**LEFT/  
PASSENGER**

**RIGHT/  
DRIVER**



TR6192



TR6194



TR6194



TR6192



BJ1319



BJ1283



BJ1274L



BJ1274R



BJ1275L



BJ1275R



BJ1276L



BJ1276R



BJ1320L



BJ1320R



BJ1321L



BJ1321R



BJ1283



BJ1319

REMARKS:

**AUDI**  
A7 (4GA)

CONTINUED



PART NO	DESCRIPTION	DIMENSIONS	COMMENTS
TR6192	Outer Tie Rod End	M16 x 1.5mm, 14.7/19.0mm Pin	
TR6194	Rack End	M16 x 1.5mm, M16 x 1.5mm, Length 237/252mm	
BJ1283	Lower Ball Joint	14.0/22.0mm Pin	
BJ1274L/R	Track Control Arm	13.7mm Pin	Lower Front Axle L/RHS
BJ1275L/R	Track Control Arm	16mm Pin	Upper Front Axle L/RHS
BJ1276L/R	Track Control Arm	16mm Pin	Rear Upper Front Axle L/RHS
BJ1319	Lower Ball Joint	17.4mm Pin, Base Ø 42mm	
BJ1320L/R	Track Control Arm	16.8mm Pin	Rear Lower Front Axle L/RHS
BJ1321L/R	Track Control Arm	17mm Pin	Lower Front Axle L/RHS

# AUDI Q3



**Model**  
2.0 TDi, Quattro  
2.0 TFSi Quattro

**Year**  
11-

LEFT/  
PASSENGER

RIGHT/  
DRIVER



REMARKS:

PART NO	DESCRIPTION	DIMENSIONS	COMMENTS
TR5842	Outer Tie Rod End	M16 x 1.5mm, 13.2/16.0mm Pin	
TR5841	Rack End	M16 x 1.5mm, M16 x 1.5mm, Length 311mm	
TR5849	Front Stab. Link	Length 335mm	
TR5953	Rear Stab. Link	Length 95mm	
BJ1139L/R	Lower Ball Joint	15.4/19.8mm Pin	
CS283L/R	Lower Control Arm		



# AUDI Q5 (8RB)



**Model**  
2.0 TDi, TFSi, Quattro,  
3.0 TDi, Quattro, 3.2  
FSi, Quattro

**Year**  
11-

**LEFT/  
PASSENGER**

**RIGHT/  
DRIVER**



TR6192



TR6193



TR6194



BJ1273L



TR6193



TR6194



BJ1273R



TR6192



BJ1319



BJ1283



BJ1274L



BJ1275L



BJ1276L



BJ1320L



BJ1321L



BJ1274R



BJ1275R



BJ1276R



BJ1320R



BJ1321R



BJ1283



BJ1319

REMARKS:

AUDI  
Q5 (8RB)

CONTINUED



PART NO	DESCRIPTION	DIMENSIONS	COMMENTS
TR6192	Outer Tie Rod End	M16 x 1.5mm, 14.7/19.0mm Pin	
TR6193	Rack End	M16 x 1.5mm, M16 x 1.5mm, Length 227/243mm	
TR6194	Rack End	M16 x 1.5mm, M16 x 1.5mm, Length 237/252mm	
BJ1283	Lower Ball Joint	14.0/22.0mm Pin	
BJ1273L/R	Track Control Arm	14.5mm Pin	Rear Lower Front Axle L/RHS
BJ1274L/R	Track Control Arm	13.7mm Pin	Lower Front Axle L/RHS
BJ1275L/R	Track Control Arm	16mm Pin	Upper Front Axle L/RHS
BJ1276L/R	Track Control Arm	16mm Pin	Rear Upper Front Axle L/RHS
BJ1319	Lower Ball Joint	17.4mm Pin, Base Ø 42mm	
BJ1320L/R	Track Control Arm	16.8mm Pin	Rear Lower Front Axle L/RHS
BJ1321L/R	Track Control Arm	17mm Pin	Lower Front Axle L/RHS

# AUDI S3, TT



**Model**  
1.8 Quattro  
1.8 Roadster,  
1.8T Coupe

**Year**  
01-03  
00-08

**LEFT/  
PASSENGER**



**RIGHT/  
DRIVER**



REMARKS:

PART NO	DESCRIPTION	DIMENSIONS	COMMENTS
TR5596	Outer Tie Rod End	M16 x 1.5mm, 13.2/16.4mm Pin	
TR5598	Rack End	M16 x 1.5mm, M16 x 1.5mm, Length 333/353mm	
TR5599	Front Stab. Link RHS	Length 336mm	
TR5600	Front Stab. Link LHS	Length 336mm	
TR5601	Rear Stab. Link	Length 175mm	
BJ1081	Lower Ball Joint	15.5/20.3mm Pin	
CS140L/R	Lower Control Arm		

# AUDI S3



**Model**  
1.8T Quattro

**Year**  
03-08

LEFT/  
PASSENGER

RIGHT/  
DRIVER



REMARKS:

PART NO	DESCRIPTION	DIMENSIONS	COMMENTS
TR5842	Outer Tie Rod End	M16 x 1.5mm, 13.2/16.0mm Pin	
TR5841	Rack End	M16 x 1.5mm, M16 x 1.5mm, Length 311mm	
TR5849	Front Stab. Link	Length 335mm	
BJ1139L/R	Lower Ball Joint	15.4/19.8mm Pin	
CS247L/R	Lower Control Arm		

BMW  
2500, 2800



Model	Year
2.5	69-78
2.8	69-72
3.0L	76-78
3.0S	72-76

LEFT/  
PASSENGER

RIGHT/  
DRIVER



TR1434



TR5043



TR5043



TR1434

REMARKS:

PART NO	DESCRIPTION	DIMENSIONS	COMMENTS
TR1434	Outer Tie Rod End	M16 x 1.5mm, 12.5/14.1mm Pin	
TR5043	Inner Tie Rod End	M16 x 1.5mm, 12.5/14.0mm Pin	

# BMW

## 1 SERIES - E81/E87



**Model**                      **Year**  
 116i, 118i, 120i, 120d, 125i, 130i, 135i      04-10



REMARKS:

PART NO	DESCRIPTION	DIMENSIONS	COMMENTS
TR5844	Outer Tie Rod End	M14 x 1.5mm, 16.2mm Pin, Length 140mm	
TR5843	Rack End	M18 x 1.5mm, M14 x 1.5mm, Length 247/263mm	
TR5875L/R	Front Stab. Link	Length 290mm	
TR5877	Rear Stab. Link	Length 161mm	
BJ1149	Front Lower Track Control Arm LHS	16.2mm Pin	
BJ1150	Front Lower Track Control Arm RHS	16.2mm Pin	
BJ1147	Front Lower Rear Track Control Arm LHS	16.2mm Pin	
BJ1148	Front Lower Rear Track Control Arm RHS	16.2mm Pin	
PSP018	Power Steering Pump	125i, 130i	N51, N52 & N53 Engines
PSP026	Power Steering Pump	116i, 118i	N45 & N46 Engines
PSP031	Power Steering Pump	120d	N47 Engines

# BMW

## 1 SERIES - F20/F21



**Model**                      **Year**  
 116i, 118i (T), 120D, 125i,      11-15  
 135i

**LEFT/  
PASSENGER**

**RIGHT/  
DRIVER**



TR6342



TR6343



TR6343



TR6342



TR6345L



TR6344L



BJ1333L



BJ1334L



BJ1333R



BJ1334R



TR6344R



TR6345R

REMARKS:

PART NO	DESCRIPTION	DIMENSIONS	COMMENTS
TR6342	Outer Tie Rod End	M14 x 1.5mm, 16.2mm Pin, Length 150mm	
TR6343	Rack End	M16 x 1.5mm, M14 x 1.5mm, Length 253mm	
TR6344L/R	Front Stab. Link	Length 311mm	
TR6345L/R	Rear Stab. Link	Length 135mm	
BJ1333L/R	Lower Front Track Control Arm	16.2mm Pin, Length 395mm	
BJ1334L/R	Rear Lower Front Track Control Arm	16mm Pin	



# BMW

## 2 SERIES - F22/F23/F45/F87



**Model**  
218d, 218i, 220d, xDrive,  
220i, 225d, 228i, xDrive,  
230i, xDrive, M235i, xDrive,  
M240i, xDrive, M2

**Year**  
13-

LEFT/  
PASSENGER

RIGHT/  
DRIVER



TR6342



TR6343



TR6343



TR6342



TR6345L



TR6344L



BJ1333L



BJ1334L



BJ1333R



BJ1334R



TR6344R



TR6345R

REMARKS:

PART NO	DESCRIPTION	DIMENSIONS	COMMENTS
TR6342	Outer Tie Rod End	M14 x 1.5mm, 16.2mm Pin, Length 150mm	
TR6343	Rack End	M16 x 1.5mm, M14 x 1.5mm, Length 253mm	
TR6344L/R	Front Stab. Link	Length 311mm	
TR6345L/R	Rear Stab. Link	Length 135mm	
BJ1333L/R	Lower Front Track Control Arm	16.2mm Pin, Length 395mm	
BJ1334L/R	Rear Lower Front Track Control Arm	16mm Pin	

# BMW 3 SERIES - E30



**Model**  
316, 316i, 318i, 320i, 323i,  
325i iS Shadowline,  
Cabriolet, 2.7 iS  
Showdownline, 333i

**Year**  
83-93

**LEFT/  
PASSENGER**

**RIGHT/  
DRIVER**



TR5162



TR5472



TR5471



TR5162



TR5159



TR5472



TR5472



TR5159



BJ847



BJ848



CS364L



CS364R



BJ848



BJ847

REMARKS:

PART NO	DESCRIPTION	DIMENSIONS	COMMENTS
TR5162	Outer Tie Rod End	M14 x 1.5mm, 12.6/14.2mm Pin, Length 197mm	Manual Steering & Power Steering
TR5472	Rack End	M18 x 1.5mm, M14 x 1.5mm, Length 231/252mm	Without Boot
TR5471	Rack End	M18 x 1.5mm, M14 x 1.5mm, Length 231/252mm	With Boot (Steering Damper)
TR5159	Front Stab. Link	Length 69mm	
BJ847	Lower Outer Ball Joint	14.3/16.2mm Pin, Base Ø 41.4mm	Short Pin
BJ848	Lower Inner Ball Joint	15.0/18.4mm Pin, Base Ø 41.4mm	Long Pin
CS364L/R	Lower Control Arm		

# BMW

## 3 SERIES - E36, M3, Z3



<b>Model</b>	<b>Year</b>
316i, 318i Motorsport I / II, S, 320i, 323i, 325i, TDS, 328i, Individual, M-Coupe, Z3 2.8, 3.0, Roadster	92-00    97-05

**LEFT/  
PASSENGER**

**RIGHT/  
DRIVER**



REMARKS:

PART NO	DESCRIPTION	DIMENSIONS	COMMENTS
TR5393	Outer Tie Rod End	M14 x 1.5mm, 12.6/14.2mm Pin	
TR5489	Rack End	M18 x 1.5mm, M14 x 1.5mm, Length 209/227mm	With Boot
TR5490	Rack End	M18 x 1.5mm, M14 x 1.5mm, Length 208/227mm	Without Boot
TR5159	Front Stab. Link	Length 69mm	
TR5380	Front Stab. Link	Length 240mm	
BJ848	Lower Inner Ball Joint	15.0/18.4mm Pin, Base Ø 41.4mm	
BJ971	Lower Outer Ball Joint	14.4/16.5mm Pin, Base Ø 49.1mm	New Improved Design
CS361L/R	Lower Control Arm LHS		
PSP003	Power Steering Pump		
PSP035	Power Steering Pump		

# BMW 3 SERIES - E46, Z4



**Model**                      **Year**  
 318i, 320d, 320i, 323Ci    98-05  
 Coupe, 323i, 325Ci  
 Coupe, 325i, 328i,  
 330Ci Coupe, 330d,  
 330i

**LEFT/  
PASSENGER**

**RIGHT/  
DRIVER**



TR5602



TR5604



TR5604



TR5602



TR5605



CS143



CS142



TR5605



CS143B



CS142B



CS143M



CS142M



PSP005



PSP006



PSP007



PSP025

REMARKS:

**BMW**  
3 SERIES - E46, Z4



CONTINUED

PART NO	DESCRIPTION	DIMENSIONS	COMMENTS
TR5602	Outer Tie Rod End	M14 x 1.5mm, 14.7/16.3mm Pin, Length 244mm	
TR5604	Rack End	M18 x 1.5mm, M14 x 1.5mm, Length 208/225mm	
TR5605	Front Stab. Link	Length 271mm	
CS142	Lower Control Arm RHS	Outer Pin 14.4/16.0mm	
CS143	Lower Control Arm LHS	Outer Pin 14.4/16.0mm	
CS142B	Lower Control Arm RHS		With Bush AR7205
CS143B	Lower Control Arm LHS		With Bush AR7204
CS142M	Lower Control Arm RHS	Outer Pin 16.5/18.0mm	M3 Only
CS143M	Lower Control Arm LHS	Outer Pin 16.5/18.0mm	M3 Only
PSP005	Power Steering Pump		320/323/328i
PSP006	Power Steering Pump		318i
PSP007	Power Steering Pump		Diesel
PSP025	Power Steering Pump		Round Back Type

# BMW

## 3 SERIES - E90/E91/E92/E93



**Model**                      **Year**  
 316i, 320i, 320d, 323i,    05-10  
 325i, 325Ci, 330Ci,  
 330d, 330i, 335i

LEFT/ PASSENGER	RIGHT/ DRIVER
 TR5844	 TR5843
 TR6431	 TR5843
 TR5875L	 TR5844
 BJ1149	 BJ1150
 BJ1147	 BJ1148
 PSP031	 TR6431
	 PSP018
	 PSP026

REMARKS:

PART NO	DESCRIPTION	DIMENSIONS	COMMENTS
TR5844	Outer Tie Rod End	M14 x 1.5mm, 16.2mm Pin, Length 140mm	
TR6431	Outer Tie Rod End	M14 x 1.5, 15.4mm Pin, Length 124mm	Alt.
TR5843	Rack End	M18 x 1.5mm, M14 x 1.5mm, Length 247/263mm	
TR5875L/R	Front Stab. Link	Length 290mm	
BJ1149	Front Lower Track Control Arm LHS	16.2mm Pin	
BJ1150	Front Lower Track Control Arm RHS	16.2mm Pin	
BJ1147	Front Lower Rear Track Control Arm LHS	16.2mm Pin	
BJ1148	Front Lower Rear Track Control Arm RHS	16.2mm Pin	
PSP018	Power Steering Pump	325i, 330i	N51, N52 & N53 Engines
PSP026	Power Steering Pump	316i, 318i, 320i	N45 & N46 Engines
PSP031	Power Steering Pump	320d	N47 Engines

# BMW

## 3 SERIES - F30/F31/F35/F80



**Model**                      **Year**  
 316i, 320i, 320d, 328i,    11-  
 330d, 335i, M3

**LEFT/  
PASSENGER**

**RIGHT/  
DRIVER**



TR6431



TR6431



TR6342



TR6343



TR6343



TR6342



TR6345L



TR6344L



BJ1333L



BJ1334L



BJ1333R



BJ1334R



TR6344R



TR6345R

REMARKS:

PART NO	DESCRIPTION	DIMENSIONS	COMMENTS
TR6342	Outer Tie Rod End	M14 x 1.5mm, 16.2mm Pin, Length 150mm	
TR6431	Outer Tie Rod End	M14 x 1.5, 15.4mm Pin, Length 124mm	Alt.
TR6343	Rack End	M16 x 1.5mm, M14 x 1.5mm, Length 253mm	
TR6344L/R	Front Stab. Link	Length 311mm	
TR6345L/R	Rear Stab. Link	Length 135mm	
BJ1333L/R	Lower Front Track Control Arm	16.2mm Pin, Length 395mm	
BJ1334L/R	Rear Lower Front Track Control Arm	16mm Pin	



# BMW 4 SERIES (COUPE) - F32/F82



**Model**                      **Year**  
 420i, 420d, 428i, 430i, 15-  
 435i, M4

**LEFT/  
PASSENGER**

**RIGHT/  
DRIVER**



TR6342



TR6343



TR6343



TR6342



TR6345L



TR6344L



BJ1333L



BJ1334L



BJ1333R



BJ1334R



TR6344R



TR6345R

REMARKS:

PART NO	DESCRIPTION	DIMENSIONS	COMMENTS
TR6342	Outer Tie Rod End	M14 x 1.5mm, 16.2mm Pin, Length 150mm	
TR6343	Rack End	M16 x 1.5mm, M14 x 1.5mm, Length 253mm	
TR6344L/R	Front Stab. Link	Length 311mm	
TR6345L/R	Rear Stab. Link	Length 135mm	
BJ1333L/R	Lower Front Track Control Arm	16.2mm Pin, Length 395mm	
BJ1334L/R	Rear Lower Front Track Control Arm	16mm Pin	

**BMW**  
5 SERIES - E12



**Model**  
518, 518i, 520, 520i,  
525, 528i, 530, 535i,  
M535i

**Year**  
74-85

LEFT/  
PASSENGER



TR1434



TR5043

RIGHT/  
DRIVER



TR5043



TR1434



DL5045

REMARKS:

PART NO	DESCRIPTION	DIMENSIONS	COMMENTS
TR1434	Outer Tie Rod End	M16 x 1.5mm, 12.5/14.1mm Pin	
TR5043	Inner Tie Rod End	M16 x 1.5mm, 12.5/14.0mm Pin	
DL5045	Centre Rod	14.2mm Pin, Length 490mm	

# BMW 5 SERIES - E28



**Model**  
518, 518i, 520, 520i,  
525, 528, 528i, 530,  
535i, M535i

**Year**  
74-85

**LEFT/  
PASSENGER**



TR5394



TR5397

**RIGHT/  
DRIVER**



TR5397



TR5394



DL5046



TR5380



BJ1055



BJ637



BJ1056



BJ636



TR5380

REMARKS:

PART NO	DESCRIPTION	DIMENSIONS	COMMENTS
TR5394	Outer Tie Rod End	M14 x 1.5mm, 12.5/14.3mm Pin	
TR5397	Inner Tie Rod End	M14 x 1.5mm, 12.5/14.3mm Pin	
TR5380	Front Stab. Link	Length 240mm	
DL5046	Centre Rod	12.6/14.2mm Pin, Length 570mm	
BJ1055/6	Upper Thrust Rods L/RHS	16.5/19.0mm Pin	
BJ636/7	Lower Track Control Arm L/RHS	16.5/18.0mm Pin	

# BMW 5 SERIES - E34



**Model**  
520i, 525i, 530i, 535i,  
540i 4.0 Edition, M5  
3.5

**Year**  
89-96

LEFT/  
PASSENGER

RIGHT/  
DRIVER



TR5394



TR5397



TR5397



TR5394



DL5047



TR5380



BJ974



BJ637



BJ973



BJ636



TR5380

REMARKS:

PART NO	DESCRIPTION	DIMENSIONS	COMMENTS
TR5394	Outer Tie Rod End	M14 x 1.5mm, 12.5/14.3mm Pin	
TR5397	Inner Tie Rod End	M14 x 1.5mm, 12.5/14.3mm Pin	
TR5380	Front Stab. Link	Length 240mm	
DL5047	Centre Rod	12.6/14.2mm Pin, Length 606mm	
BJ973/4	Upper Track Control Arm L/RHS	16.5/18.4mm Pin	
BJ636/7	Lower Track Control Arm L/RHS	16.5/18.0mm Pin	

# BMW 5 SERIES - E39



**Model**                      **Year**  
 523i, 525i, 528i, 530d, 96-04  
 530i

**LEFT/  
PASSENGER**

**RIGHT/  
DRIVER**



REMARKS:

**BMW**  
5 SERIES - E39



CONTINUED

PART NO	DESCRIPTION	DIMENSIONS	COMMENTS
TR5550	Outer Tie Rod End	M16 x 1.0mm, 12.7/16.4mm Pin	
TR5549	Rack End	M18 x 1.5mm, M16 x 1.0mm, Length 176/198mm	
TR5606L/R	Front Stab. Link	Length 240mm	
TR5607	Rear Stab. Link	Length 67mm	
BJ1065L/R	Front Upper Track Control Arm L/RHS	14.3/18.3mm Pin	
BJ1066L/R	Front Lower Track Control Arm L/RHS	14.2/18.3mm Pin	
BJ1082L/R	Rear Axle - Upper Rear Control Arm L/RHS	13.0mm Pin	
BJ1119	Rear Axle - Upper Front Control Arm L/RHS	9.9mm Pin	
PSP004	Power Steering Pump		
PSP007	Power Steering Pump		Diesel

# BMW 5 SERIES - E39



**Model**  
540i 4.4, M5 5.0

**Year**  
98-04

LEFT/  
PASSENGER

RIGHT/  
DRIVER



TR5551



TR5551



DL5549



BJ1067L



BJ1067R



TR5608



TR5607



BJ1068L



BJ1068R



TR5607



TR5608



BJ1082L



BJ1082R

REMARKS:

PART NO	DESCRIPTION	DIMENSIONS	COMMENTS
TR5551	Outer Tie Rod End	M16 x 1.5mm, 12.9/17.1mm Pin	
TR5608	Front Stab. Link	Length 285mm	
TR5607	Rear Stab. Link	Length 67mm	
DL5549	Centre Rod	14.6/16.2mm Pin, Length 851mm	
BJ1067L/R	Upper Track Control Arm	14.7/18.4mm Pin	
BJ1068L/R	Lower Track Control Arm	14.2/18.3mm Pin	
BJ1082L/R	Rear Axle - Upper Rear Control Arm L/RHS	13.0mm Pin	

# BMW

## 5 SERIES - E60/E61



**Model**                      **Year**  
 520d, 520i, 523i, 525i,      03-10  
 530i, 530d, 545i, M5

**LEFT/  
PASSENGER**

**RIGHT/  
DRIVER**



REMARKS:

PART NO	DESCRIPTION	DIMENSIONS	COMMENTS
TR5846	Outer Tie Rod End	M16 x 1.5mm, 16.2mm Pin	
TR5845	Rack End	M18 x 1.5mm, M16 x 1.5mm, Length 240/262mm	
TR5874L/R	Front Stab. Link	Length 300mm	
TR5873	Rear Stab. Link	Length 133mm	
BJ1153	Upper Front Axle Track Control Arm LHS	16.2mm Pin	
BJ1154	Upper Front Axle Track Control Arm RHS	16.2mm Pin	
BJ1151	Lower Front Axle Control Arm LHS	16.2mm Pin	
BJ1152	Lower Front Axle Control Arm RHS	16.2mm Pin	



# BMW

## 5 SERIES - F10/F11/F18



**Model**  
520d, 530d GT

**Year**  
10-

**LEFT/  
PASSENGER**

**RIGHT/  
DRIVER**



TR6346



TR6347



TR6347



TR6346



TR6348



BJ1335L



BJ1335R



BJ1335GL



BJ1335GR



BJ1336L



BJ1336R



CS417



CS417



CS418C



CS417C



CS417C



CS418C

REMARKS:

**BMW**  
5 SERIES - F10/F11/F18



CONTINUED

PART NO	DESCRIPTION	DIMENSIONS	COMMENTS
TR6346	Outer Tie Rod End	M14 x 1.5mm, 16.2mm Pin, Length 160mm	
TR6347	Rack End	M18 x 1.5mm, M14 x 1.5mm, Length 247mm	
TR6348	Front Stab. Link	Length 300mm	
BJ1335L/R	Rear Lower Front Track Control Arm	19mm Pin, Length 245mm	
BJ1335GL/R	Rear Lower Front Track Control Arm	19mm Pin, Length 250mm	GT Only
BJ1336L/R	Lower Front Track Control Arm	19mm Pin	
CS417	Upper Front Control Arm L/RHS	21mm Pin	
CS417C	Upper Front Control Arm L/RHS	21mm Pin	For Camber Rectification - 30min
CS418C	Upper Front Control Arm L/RHS	21mm Pin	For Camber Rectification +30min

# BMW 6 SERIES - E24



**Model**  
635 CSi

**Year**  
80-89

**LEFT/  
PASSENGER**

**RIGHT/  
DRIVER**



TR5394



TR5397



TR5397



TR5394



DL5046



TR5380



BJ1055



BJ637



BJ1056



BJ636



TR5380

REMARKS:

PART NO	DESCRIPTION	DIMENSIONS	COMMENTS
TR5394	Outer Tie Rod End	M14 x 1.5mm, 12.5/14.3mm Pin	
TR5397	Inner Tie Rod End	M14 x 1.5mm, 12.5/14.3mm Pin	
TR5380	Front Stab. Link	Length 240mm	
DL5046	Centre Rod	12.6/14.2mm Pin, Length 570mm	
BJ1055/6	Upper Thrust Rods L/RHS	16.5/19.0mm Pin	
BJ636/7	Lower Track Control Arm L/RHS	16.5/18.0mm Pin	

# BMW

## 6 SERIES - F12/F13



**Model**  
640d, 650i, xDrive,  
Coupe, M6

**Year**  
11-

**LEFT/  
PASSENGER**

**RIGHT/  
DRIVER**



TR6346



TR6347



TR6347



TR6346



TR6348



BJ1335L



BJ1335R



BJ1336L



BJ1336R



TR6348



CS417



CS417



CS417C



CS417C

REMARKS:

**BMW**  
6 SERIES - F12/F13



CONTINUED

PART NO	DESCRIPTION	DIMENSIONS	COMMENTS
TR6346	Outer Tie Rod End	M14 x 1.5mm, 16.2mm Pin, Length 160mm	
TR6347	Rack End	M18 x 1.5mm, M14 x 1.5mm, Length 247mm	
TR6348	Front Stab. Link	Length 300mm	
BJ1335L/R	Rear Lower Front Track Control Arm	19mm Pin, Length 245mm	
BJ1336L/R	Lower Front Track Control Arm	19mm Pin	
CS417	Upper Front Control Arm L/RHS	21mm Pin	
CS417C	Upper Front Control Arm L/RHS	21mm Pin	For Camber Rectification - 30min

**BMW**  
7 SERIES - E23



<b>Model</b>	<b>Year</b>
728, 728i, 730, 733i, 735i, 745i 3.5	78-87

LEFT/  
PASSENGER

RIGHT/  
DRIVER



TR1434



TR1434

REMARKS:

PART NO	DESCRIPTION	DIMENSIONS	COMMENTS
TR1434	Outer Tie Rod End	M16 x 1.5mm, 12.5/14.1mm Pin	

**BMW**  
7 SERIES - E32  
8 SERIES - E31



<b>Model</b>	<b>Year</b>
730i, 735i, 740i, 750i L	87-95
850i L	91-94

LEFT/  
PASSENGER



TR5394



TR5397

RIGHT/  
DRIVER



TR5397



TR5394



DL5428



TR5380



BJ976



BJ637



BJ975



BJ636



TR5380

REMARKS:

PART NO	DESCRIPTION	DIMENSIONS	COMMENTS
TR5394	Outer Tie Rod End	M14 x 1.5mm, 12.5/14.3mm Pin	
TR5397	Inner Tie Rod End	M14 x 1.5mm, 12.5/14.3mm Pin	
TR5380	Front Stab. Link	Length 240mm	
DL5428	Centre Rod	13.0/14.0mm Pin, Length 540mm	Excl. 850
BJ975/6	Upper Track Control Arm L/RHS	16.4/18.3mm Pin	
BJ636/7	Lower Track Control Arm L/RHS	16.5/18.0mm Pin	Excl. 850

# BMW 7 SERIES - E38



**Model**  
740i, 4.4, 750i L 5.4

**Year**  
95-03

LEFT/  
PASSENGER

RIGHT/  
DRIVER




TR5730



TR5730



DL5562



REMARKS:

PART NO	DESCRIPTION	DIMENSIONS	COMMENTS
TR5730	Outer Tie Rod End	M16 x 1.5mm, 14.6/16.7mm Pin	
TR5731	Front Stab. Link	Length 308mm	
TR5732	Rear Stab. Link	Length 77mm	
DL5562	Complete Centre Rod	15.0/16.0mm Pin	
BJ1112/3	Upper Track Control Arm	16.5/18.2mm Pin	
BJ1110/1	Lower Front Track Control Arm	14.3/18.0mm Pin	
BJ1114/5	Rear Axle Lower Control Arm	14mm Pin	



# BMW MINI (R50, R52, R53)



**Model**  
1.6 Cooper, CVT, S,  
Convertible

**Year**  
02-07

**LEFT/  
PASSENGER**

**RIGHT/  
DRIVER**



REMARKS:

PART NO	DESCRIPTION	DIMENSIONS	COMMENTS
TR5760	Outer Tie Rod End	M14 x 1.5mm, 12.8/15.2mm Pin	
TR5761	Rack End	M16 x 1.5mm, M14 x 1.5mm, Length 185/200mm	
TR5762	Front Stab. Link	Length 331mm	
TR5950	Front Stab. Link	Length 300mm	
TR5880	Rear Stab. Link	Length 233mm	
BJ1120	Outer Ball Joint	15.1/17.3mm Pin	
BJ1121L/R	Inner Ball Joint	16.5/20.5mm Pin	
CS251L/R	Lower Control Arm		

# BMW MINI (R55, R56, R57)

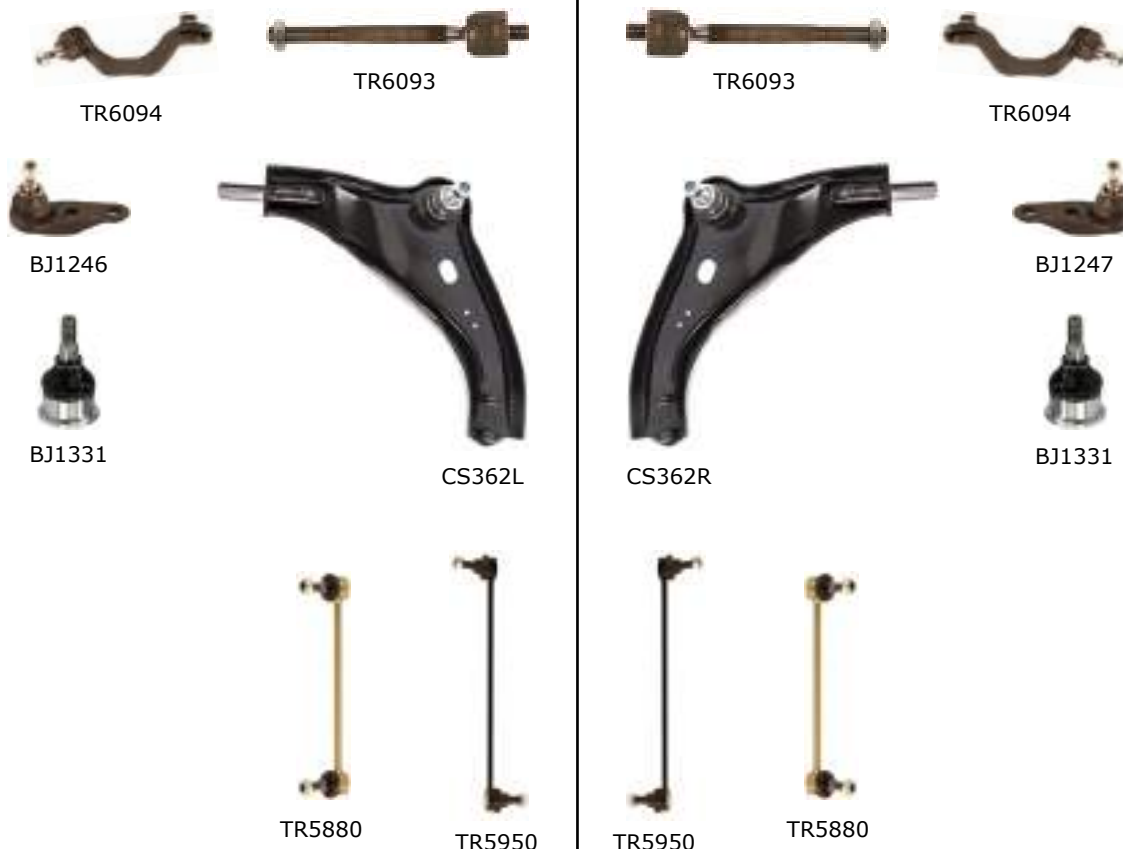


**Model**  
1.6 Cooper, CVT, S,  
Convertible, Clubman,  
John Cooper, Cooper  
S, One

**Year**  
07-10

**LEFT/  
PASSENGER**

**RIGHT/  
DRIVER**



REMARKS:

PART NO	DESCRIPTION	DIMENSIONS	COMMENTS
TR6094	Outer Tie Rod End	M14 x 1.5mm, 13.7/16.9mm Pin	
TR6093	Rack End	M14 x 1.5mm, M14 x 1.5mm, Length 196/213mm	
TR5950	Front Stab. Link	Length 300mm	
TR5880	Rear Stab. Link	Length 233mm	
BJ1246	Lower Ball Joint LHS	16.4/19.8mm Pin	
BJ1247	Lower Ball Joint RHS	16.4/19.8mm Pin	
BJ1331	Front Inner Ball Joint	19mm Pin, Base Ø 40mm	
CS362L/R	Lower Control Arm		

# BMW MINI COUNTRYMAN (R60)



**Model**                      **Year**  
Cooper S, Cooper S All      10-  
4, Countryman, JCW

**LEFT/  
PASSENGER**

**RIGHT/  
DRIVER**



REMARKS:

PART NO	DESCRIPTION	DIMENSIONS	COMMENTS
TR6339	Outer Tie Rod End	M14 x 1.5mm, 12.7mm Pin, Length 270mm	
TR6340	Outer Tie Rod End	M14 x 1.5mm, 13.8mm Pin, Length 270mm	Alt.
TR6093	Rack End	M14 x 1.5mm, M14 x 1.5mm, Length 196/213mm	
TR6341L/R	Front Stab. Link	Length 290mm	
BJ1332	Lower Ball Joint	16.7mm Pin	
CS416L/R	Lower Control Arm		

# BMW X1 (E84)



**Model**                      **Year**  
sDrive 1.8i, xDrive 2.8i, 09-15  
sDrive 1.6d, sDrive 2.0d, xDrive 2.0d,  
xDrive 2.0d, xDrive 2.3d, xDrive 2.5d

**LEFT/  
PASSENGER**

**RIGHT/  
DRIVER**



TR5844



TR5843



TR5843



TR5844



TR6431



TR6432



TR6432



TR6431



TR5875L



BJ1149



BJ1150



TR5875R



BJ1147



BJ1148



TR6433L



TR6433R



TR6345L



BJ1359



BJ1359



TR6345R



BJ1360L



BJ1360R



BJ963



BJ963



PSP026



PSP031

REMARKS:

**BMW**  
X1 (E84)

CONTINUED



PART NO	DESCRIPTION	DIMENSIONS	COMMENTS
TR5844	Outer Tie Rod End	M14 x 1.5mm, 16.2mm Pin, Length 140mm	mfr. TRW
TR5843	Rack End	M18 x 1.5mm, M14 x 1.5mm, Length 247/263mm	
TR6431	Outer Tie Rod End	M14 x 1.5, 15.4mm Pin, Length 124mm	mfr. ZF
TR6432	Rack End	M18 x 1.5mm, M14 x 1.5mm, Length 260mm	mfr. ZF
TR5875L/R	Front Stab. Link	Length 290mm	
TR6433L/R	Front Stab. Link	Length 340mm	
TR6345L/R	Rear Stab. Link	Length 135mm	
BJ1149	Front Lower Track Control Arm LHS	16.2mm Pin	
BJ1150	Front Lower Track Control Arm RHS	16.2mm Pin	
BJ1147	Front Lower Rear Track Control Arm LHS	16.2mm Pin	
BJ1148	Front Lower Rear Track Control Arm RHS	16.2mm Pin	
BJ1359	Front Lower Track Control Arm	16.5mm Pin	
BJ1360L/R	Rear Lower Front Track Control Arm		
BJ963	Lower Ball Joint L/RHS	17.9/20.4mm Pin	
PSP026	Power Steering Pump		1.8 (N46 Engine)
PSP031	Power Steering Pump		2.0d (N47 Engines)

# BMW X3 - E83



**Model**                      **Year**  
2.0d, 2.5si, 3.0d, 3.0si    04-10

**LEFT/  
PASSENGER**

**RIGHT/  
DRIVER**



REMARKS:

PART NO	DESCRIPTION	DIMENSIONS	COMMENTS
TR5848	Outer Tie Rod End	M14 x 1.5mm, 15.4/19.0mm Pin	
TR5847	Rack End	M18 x 1.5mm, M14 x 1.5mm, Length 220/242mm	
TR5876L/R	Front Stab. Link	Length 300mm	
TR5878	Rear Stab. Link	Length 95mm	
BJ1157	Front Upper Track Control Arm LHS	Hole I.D. - 16.8/19.95mm Pin	
BJ1158	Front Upper Track Control Arm RHS	Hole I.D. - 16.8/19.95mm Pin	
BJ1155	Front Lower Track Control Arm LHS	15.5/20.8mm Pin	
BJ1156	Front Lower Track Control Arm RHS	15.5/20.8mm Pin	
BJ1140	Lower Ball Joint	17.7/20.7mm Pin	

# BMW X3 - F25



**Model**  
2.0i, 2.0D, 2.8i, 3.0D,  
3.5i

**Year**  
11-

**LEFT/  
PASSENGER**

**RIGHT/  
DRIVER**



TR6419

TR6420



TR6420

TR6419



BJ1355



BJ1355



TR6422



TR6421L



BJ1357L



BJ1356L



BJ1357R



BJ1356R



TR6421R



TR6422

REMARKS:

PART NO	DESCRIPTION	DIMENSIONS	COMMENTS
TR6419	Outer Tie Rod End	M16 x 1.5mm, 15.4mm Pin, Length 175mm	
TR6420	Rack End	M16 x 1.5mm, M16 x 1.5mm, Length 228mm	
TR6421L/R	Front Stab. Link	Length 340mm	
TR6422	Rear Stab. Link	Length 130mm	
BJ1355	Lower Ball Joint	19mm Pin	
BJ1357L/R	Lower Front Axle Track Control Arm	18mm Pin	
BJ1356L/R	Rear Lower Front Axle Track Control Arm	18.8mm Pin	

# BMW X5 - E53



**Model**  
3.0d, 3.0si, 4.8i

**Year**  
00-06

**LEFT/  
PASSENGER**

**RIGHT/  
DRIVER**



TR5790



TR5791



TR5791



TR5790



TR5794



TR5792L



BJ1008



BJ1161



BJ963



BJ977L



BJ1009



BJ1162



BJ977R



TR5792R



TR5794



BJ963

REMARKS:

PART NO	DESCRIPTION	DIMENSIONS	COMMENTS
TR5790	Outer Tie Rod End	M14 x 1.5mm, 15.2/18.2mm Pin	
TR5791	Rack End	M18 x 1.5mm, M14 x 1.5mm, Length 219/240mm	
TR5792L/R	Front Stab. Link	Length 360mm	
TR5794	Rear Stab. Link	Length 66mm	
BJ1008	Front Lower Track Control Arm LHS	15.2/20mm Pin	
BJ1009	Front Lower Track Control Arm RHS	15.2/20mm Pin	
BJ1161	Front Lower Rear Track Control Arm LHS	Hole I.D. - 16.8/20.0mm Pin	
BJ1162	Front Lower Rear Track Control Arm RHS	Hole I.D. - 16.8/20.0mm Pin	
BJ977L/R	Rear Upper Track Control Arm	14.0mm Pin	
BJ963	Lower Ball Joint L/RHS	17.9/20.4mm Pin	



# BMW X5 - E70/E71



**Model**  
3.0d, 3.0i, 3.5d 4.8i

**Year**  
06-

**LEFT/  
PASSENGER**

**RIGHT/  
DRIVER**



TR6088



TR6089



TR6089



TR6088



TR6086L



TR6087



CS820L



CS820R



TR6087



TR6086R



BJ1281L



BJ1281R



BJ1282L



BJ1282R

REMARKS:

PART NO	DESCRIPTION	DIMENSIONS	COMMENTS
TR6088	Outer Tie Rod End	M14 x 1.5mm, 15.5mm Pin	
TR6089	Rack End	M18 x 1.5mm, M14 x 1.5mm, Length 219mm	
TR6086L/R	Front Stab. Link	Length 249mm	
TR6087	Rear Stab. Link	Length 132mm	
BJ1281L/R	Track Control Arm	19.0/24.0mm Pin	
BJ1282L/R	Track Control Arm	19.0/24.0mm Pin	
CS820L/R	Upper Control Arm	20mm Pin	

Model 2.0, 2.5, 3.0, 3.2  
Year 03-08

LEFT/  
PASSENGER



TR5602



TR5604



TR5605



CS143



CS143B

RIGHT/  
DRIVER



TR5604



TR5602



CS142



CS142B



TR5605

REMARKS:

PART NO	DESCRIPTION	DIMENSIONS	COMMENTS
TR5602	Outer Tie Rod End	M14 x 1.5mm, 14.7/16.3mm Pin, Length 244mm	
TR5604	Rack End	M18 x 1.5mm, M14 x 1.5mm, Length 208/225mm	
TR5605	Front Stab. Link	Length 271mm	
CS142	Lower Control Arm RHS	Outer Pin 14.4/16.0mm	
CS143	Lower Control Arm LHS	Outer Pin 14.4/16.0mm	
CS142B	Lower Control Arm RHS		With Bush AR7205
CS143B	Lower Control Arm LHS		With Bush AR7204

**Model**  
2.2 P/van, Bus

**Year**  
06-

**LEFT/  
PASSENGER**

**RIGHT/  
DRIVER**



TR5418



TR5419



TR5419



TR5418



TR5418A



TR5419A



TR5419A



TR5418A



BJ984



CS222L



CS222R



BJ984



BJ931



BJ931

REMARKS:

PART NO	DESCRIPTION	DIMENSIONS	COMMENTS
TR5418	Outer Tie Rod End	M17 x 1.5mm, 14.6/16.5mm Pin	
TR5419	Rack End	M14 x 1.5mm, M17 x 1.5mm Length 276/293mm	
TR5418A	Outer Tie Rod End	M15 x 1.5mm, 14.5/16.0mm Pin	
TR5419A	Rack End	M14 x 1.5mm, M15 x 1.5mm Length 275/291mm	
BJ984	Upper Ball Joint	17.0/19.0mm Pin	
BJ931	Lower Ball Joint	18.0/20.0mm Pin	
CS222L/R	Lower Control Arm		

Model  
2.2, 2.2i, 2.4, 2.8

Year  
07-

LEFT/  
PASSENGER

RIGHT/  
DRIVER



TR5897



TR5896



TR5896



TR5897



BJ933



CS803L



CS803R



BJ933



BJ934



CS212L



CS212R



BJ934

REMARKS:

PART NO	DESCRIPTION	DIMENSIONS	COMMENTS
TR5897	Outer Tie Rod End	M18 x 1.5mm, 16.0/18.0mm Pin	
TR5896	Inner Tie Rod End	M18 x 1.5mm, 16.0/18.0mm Pin	
BJ933	Upper Ball Joint	15.0/17.0mm Pin	
CS803L/R	Upper Control Arm		
BJ934	Lower Ball Joint	18.0/20.0mm Pin	
CS212L/R	Lower Control Arm		

**Model**  
Star Club Cab 1.0,  
Single Cab 1.3

**Year**  
06-

LEFT/  
PASSENGER

RIGHT/  
DRIVER



TR5832



TR5833



TR5833



TR5832



BJ1138



CS244L



CS244R



BJ1138

REMARKS:

PART NO	DESCRIPTION	DIMENSIONS	COMMENTS
TR5832	Outer Tie Rod End	M12 x 1.25mm, 12.0/14.0mm Pin	
TR5833	Rack End	M14 x 1.5mm, M12 x 1.25mm, Length 240mm	
BJ1138	Lower Ball Joint	15.0mm Pin	
CS244L/R	Lower Control Arm		

Model  
2.4, 4RB2

Year  
11-

LEFT/  
PASSENGER



RIGHT/  
DRIVER



REMARKS:

CONTINUED

PART NO	DESCRIPTION	DIMENSIONS	COMMENTS
TR5812	Outer Tie Rod End	M15 x 1.5mm, 14.0/17.0mm Pin	
TR5419A	Rack End	M14 x 1.5mm, M15 x 1.5mm, Length 275/291mm	
TR6110	Front Stab. Link	Length 160mm	
SR5746	Steering Rack		
DL5570	Strut Bar		
CS304L/R	Upper Control Arm		
BJ1040	Lower Ball Joint	17.0/21.0mm Pin	
CS305L/R	Lower Control Arm		
SK524	Shaft Assy	Spline ID - 17.2mm Both Sides, Length - 400/438mm	Intermediate Steering
PSP014	Power Steering Pump		
PSP015	Power Steering Pump		

Model  
0.8, 1.1

Year  
08-

LEFT/  
PASSENGER

RIGHT/  
DRIVER



TR5477



TR5476



TR5476



TR5477



BJ1084



BJ1084

REMARKS:

PART NO	DESCRIPTION	DIMENSIONS	COMMENTS
TR5477	Outer Tie Rod End	M12 x 1.5mm, 12.5/14.0mm Pin	
TR5476	Rack End	M16 x 1.5mm, M12 x 1.5mm, Length 250/264mm	
BJ1084	Lower Track Control Arm	15.0mm Pin	



Model  
1.6, 2.0

Year  
08-

LEFT/  
PASSENGER

RIGHT/  
DRIVER



REMARKS:

PART NO	DESCRIPTION	DIMENSIONS	COMMENTS
TR5713	Outer Tie Rod End	M15 x 1.5mm, 12.6/15.0mm Pin	
TR5457	Rack End	M14 x 1.5mm, M15 x 1.5mm, Length 298/315mm	
TR5969	Front Stab. Link	Length 285mm	
TR6109L/R	Rear Stab. Link	Length 100mm	
BJ1050	Lower Ball Joint	15.2/18.0mm Pin	
CS280L/R	Lower Control Arm		

# CHEVROLET

2500, 3800, 4100



Model	Year
2.5 LS, S/W	73-78
3.8 LS, S/W	72-78
4.1 LE	72-78

LEFT/  
PASSENGER

RIGHT/  
DRIVER



BJ693



BJ693



BJ694



BJ694

REMARKS:

PART NO	DESCRIPTION	DIMENSIONS	COMMENTS
BJ693	Upper Ball Joint	13.0/15.0mm Pin, Base Ø 41mm	
BJ694	Lower Ball Joint	16.0/18.0mm Pin, Base Ø 43.3mm	

# CHEVROLET

## AJ SERIES / HG SERIES



Model	Year
Constantia 4.1, 5.0 De Ville 5.0, Kommando, 4.1 LS Constantia, 4.1 Kommando	72-78 69-72

LEFT/  
PASSENGER

RIGHT/  
DRIVER



BJ10197



BJ10197

REMARKS:

PART NO	DESCRIPTION	DIMENSIONS	COMMENTS
BJ10197	Lower Ball Joint	17.5/20.0mm Pin	

CHEVROLET  
ASCONA, CHEVAIR



Model	Year
1.3 S	78-81
1.6, 2.0 DL, 2.3 GL, SR	76-82

LEFT/  
PASSENGER

RIGHT/  
DRIVER



BJ694



BJ694

REMARKS:

PART NO	DESCRIPTION	DIMENSIONS	COMMENTS
BJ694	Lower Ball Joint	16.0/18.0mm Pin, Base Ø 43.3mm	

# CHEVROLET AVEO



**Model**  
1.0 LS, LT, 1.5 LS, LT

**Year**  
03-

**LEFT/  
PASSENGER**

**RIGHT/  
DRIVER**



TR5890



TR5964



TR5964



TR5890



TR5891



BJ1167



CS269L



CS269R



BJ1167



TR5891

REMARKS:

PART NO	DESCRIPTION	DIMENSIONS	COMMENTS
TR5890	Outer Tie Rod End	M12 x 1.5mm, 13.2/15.1mm Pin	
TR5964	Rack End	M16 x 1.5mm, M12 x 1.5mm, Length 196/219mm	
TR5891	Front Stab. Link	Length 261mm	
BJ1167	Lower Ball Joint	15.1/17.0mm Pin	
CS269L/R	Lower Control Arm		

# CHEVROLET AVEO



Model 1.6  
Year 11-

LEFT/  
PASSENGER

RIGHT/  
DRIVER



REMARKS:

PART NO	DESCRIPTION	DIMENSIONS	COMMENTS
TR6262	Outer Tie Rod End	M14 x 1.5mm, 13.5mm Pin	
TR6261	Rack End	M14 x 1.5mm, M14 x 1.5mm, Length 334mm	
TR6445	Rack End	M16 x 1.5mm, M14 x 1.5mm, Length 329mm	Alt.
TR6263	Front Stab. Link	Length 295mm	
BJ1306	Lower Ball Joint	18.2mm Pin	
CS380L/R	Lower Control Arm		

# CHEVROLET CAPTIVA



**Model**  
2.0, 2.2, 2.4 LPG, 3.0  
3.2

**Year**  
07-

**LEFT/  
PASSENGER**

**RIGHT/  
DRIVER**



TR6178



TR6178



TR6427



TR6187



TR6187



TR6427



TR6177L



BJ1266



CS814L



CS814R



BJ1266



TR6177R

REMARKS:

PART NO	DESCRIPTION	DIMENSIONS	COMMENTS
TR6178	Outer Tie Rod End	M14 x 1.5mm, 12.5/16.1mm Pin	
TR6427	Outer Tie Rod End	M14 x 1.5mm, 13.3mm Pin, Length 75mm	Alt.
TR6187	Rack End	M16 x 1.5mm, M14 x 1.5mm, Length 360mm	
TR6177L/R	Front Stab. Link	Length 286mm	
BJ1266	Lower Ball Joint	15.1/19.5mm Pin	
CS814L/R	Lower Control Arm		

# CHEVROLET

## COMMODORE, SENATOR, REKORD, BERLINA



Model	Year
2.8 GL, 3.8, 4.1 GL 4.1	78-82
2.0, 2.3 GL, L	79-82 78-92

LEFT/  
PASSENGER



TR5131

TR5130

RIGHT/  
DRIVER




TR5130

TR5131



DL5132



DL5133



BJ822



BJ822



IAB6043

REMARKS:

PART NO	DESCRIPTION	DIMENSIONS	COMMENTS
TR5131	Outer Tie Rod End	M14 x 1.5mm, 13.5/15.0mm Pin	
TR5130	Inner Tie Rod End	M14 x 1.5mm, 13.5/15.0mm Pin	
DL5132	Centre Rod	13.3/15.3mm Pin, Length 624mm	Rekord
DL5133	Centre Rod	13.5/15.0mm Pin, Length 785mm	Commodore, Senator
BJ822	Lower Ball Joint	16.1/18.1mm Pin, Base Ø 35mm	
IAB6043	Idler Arm Bush		



# CHEVROLET CRUZE



**Model**  
1.6, 1.8, 2.0 CDi

**Year**  
09-

**LEFT/  
PASSENGER**

**RIGHT/  
DRIVER**



TR6180



TR6179



TR6302



TR6188



CS815L



TR6179



TR6302



CS815R



TR6180



TR6188

REMARKS:

PART NO	DESCRIPTION	DIMENSIONS	COMMENTS
TR6180	Outer Tie Rod End	M16 x 1.5mm, 13.1/18.1mm Pin	
TR6179	Rack End	M16 x 1.5mm, M16 x 1.5mm Length 294/312mm	
TR6302	Rack End	M16 x 1.5mm, M16 x 1.5mm, Length 299mm	Alt.
TR6188	Front Stab. Link	Length 304mm	
CS815L/R	Lower Control Arm		

CHEVROLET  
EL CAMINO, EL TORO



Model	Year
4.1, 5.0	72-78
4.1	73-78

LEFT/  
PASSENGER

RIGHT/  
DRIVER



BJ10197



BJ10197

REMARKS:

PART NO	DESCRIPTION	DIMENSIONS	COMMENTS
BJ10197	Lower Ball Joint	17.5/20.0mm Pin	

# CHEVROLET LUV



**Model**  
1.6

**Year**  
72-78

LEFT/  
PASSENGER

RIGHT/  
DRIVER



TR1524



TR1524



DL1525



BJ700



BJ700

REMARKS:

PART NO	DESCRIPTION	DIMENSIONS	COMMENTS
TR1524	Outer Tie Rod End	M16 x 1.5mm, 13.0/15.0mm Pin	
DL1525	Side Rod Assy. L/RHS	13.3/15.2mm Pin, Length 356mm	
BJ700	Lower Ball Joint	17.5/21.0mm Pin	

# CHEVROLET NOMAD



**Model**                      **Year**  
2.5 HD Suspension        75-80

LEFT/  
PASSENGER

RIGHT/  
DRIVER



TR1205



TR1205



BJ693



BJ693



BJ10197



BJ10197

REMARKS:

PART NO	DESCRIPTION	DIMENSIONS	COMMENTS
TR1205	Outer Tie Rod End	1/2" x 20 unf, 11.5/13.0mm Pin	
BJ693	Upper Ball Joint	13.0/15.0mm Pin, Base Ø 41mm	78-80
BJ10197	Lower Ball Joint	17.5/20.0mm Pin	78-80

# CHEVROLET OPTRA



**Model**  
1.6, LS, 1.8 LT

**Year**  
04-

**LEFT/  
PASSENGER**

**RIGHT/  
DRIVER**



TR6090



TR5455



TR5455



TR6090



TR6428L



BJ1244



CS358L



TR6429



CS358R



BJ1244



TR6429



TR6428R

REMARKS:

PART NO	DESCRIPTION	DIMENSIONS	COMMENTS
TR6090	Outer Tie Rod End	M14 x 1.5mm, 13.3mm Pin	
TR5455	Rack End	M16 x 1.5mm, M14 x 1.5mm, Length 338/350mm	
TR6428L/R	Front Stab. Link	Length 271mm	
TR6429	Rear Stab. Link	Length 217mm	
BJ1244	Lower Ball Joint	18mm Pin	
CS358L/R	Lower Control Arm		

# CHEVROLET ORLANDO



**Model**  
1.8

**Year**  
11-

**LEFT/  
PASSENGER**

**RIGHT/  
DRIVER**



TR6180



TR6329



TR6329



TR6180



TR6188



CS409L



CS409R



TR6188

REMARKS:

PART NO	DESCRIPTION	DIMENSIONS	COMMENTS
TR6180	Outer Tie Rod End	M16 x 1.5mm, 13.1/18.1mm Pin	
TR6329	Rack End	M16 x 1.5mm, M16 x 1.5mm, Length 310mm	
TR6188	Front Stab. Link	Length 304mm	
CS409L/R	Lower Control Arm		

# CHEVROLET SONIC



**Model**  
1.3D, 1.4, 1.6, 1.8

**Year**  
11-

**LEFT/  
PASSENGER**

**RIGHT/  
DRIVER**



REMARKS:

PART NO	DESCRIPTION	DIMENSIONS	COMMENTS
TR5890	Outer Tie Rod End	M12 x 1.5mm, 13.2/15.1mm Pin	
TR5964	Rack End	M16 x 1.5mm, M12 x 1.5mm, Length 196/219mm	
TR6262	Outer Tie Rod End	M14 x 1.5mm, 13.5mm Pin	
TR6261	Rack End	M14 x 1.5mm, M14 x 1.5mm, Length 334mm	
TR5891	Front Stab. Link	Length 264mm	
TR6263	Front Stab. Link	Length 295mm	
BJ1167	Lower Ball Joint	15.1/17.0mm Pin	
CS269L/R	Lower Control Arm		

# CHEVROLET SONIC



**Model**  
1.3D, 1.4, 1.6, 1.8

**Year**  
11-

LEFT/  
PASSENGER

RIGHT/  
DRIVER



REMARKS:

PART NO	DESCRIPTION	DIMENSIONS	COMMENTS
TR6262	Outer Tie Rod End	M14 x 1.5mm, 13.5mm Pin	
TR6261	Rack End	M14 x 1.5mm, M14 x 1.5mm, Length 334mm	
TR6445	Rack End	M16 x 1.5mm, M14 x 1.5mm, Length 329mm	Alt.
TR6263	Front Stab. Link	Length 295mm	
BJ1306	Lower Ball Joint	18.2mm Pin	
CS380L/R	Lower Control Arm		



# CHEVROLET SPARK



**Model**  
0.8 LS, LT, 1.0 LS, LT

**Year**  
03-09

LEFT/  
PASSENGER

RIGHT/  
DRIVER



TR5477



TR5476



BJ1084



TR5476



TR5477



BJ1084

REMARKS:

PART NO	DESCRIPTION	DIMENSIONS	COMMENTS
TR5477	Outer Tie Rod End	M12 x 1.5mm, 12.5/14.0mm Pin	
TR5476	Rack End	M16 x 1.5mm, M12 x 1.5mm, Length 250/264mm	
BJ1084	Lower Track Control Arm	15mm Pin	

# CHEVROLET SPARK



Model 1.0, 1.2  
Year 10-

LEFT/  
PASSENGER

RIGHT/  
DRIVER



TR6230



TR6231



TR6231



TR6230



TR6232



BJ1298



CS833L



CS833R



BJ1298



TR6232



PSP039

REMARKS:

PART NO	DESCRIPTION	DIMENSIONS	COMMENTS
TR6230	Outer Tie Rod End	M12 x 1.25mm, 13.2/15.0mm Pin	
TR6231	Rack End	M12 x 1.25mm, M14 x 1.5mm, Length 244/262mm	
TR6232	Front Stab. Link	Length 235mm	
BJ1298	Lower Ball Joint	16mm Pin	
CS833L/R	Lower Control Arm		
PSP039	Power Steering Pump		4PK

# CHEVROLET TRAILBLAZER



**Model**  
2.5, 2.8, 3.6

**Year**  
12-

**LEFT/  
PASSENGER**

**RIGHT/  
DRIVER**



TR5806



TR6334



TR6334



TR5806



TR6332L



BJ1326



CS411L



CS411R



BJ1326



TR6332R



BJ1327



CS412L



CS412R



BJ1327

REMARKS:

PART NO	DESCRIPTION	DIMENSIONS	COMMENTS
TR5806	Outer Tie Rod End	M14 x 1.5mm, 16.0/18.0mm Pin	
TR6334	Rack End	M14 x 1.5mm, M18 x 1.5mm, Length 323/340mm	
TR6332L/R	Front Stab. Link	Length 155mm	
BJ1326	Upper Ball Joint		
BJ1327	Lower Ball Joint		
CS411L/R	Upper Control Arm		
CS412L/R	Lower Control Arm		

# CHEVROLET CORSA / UTILITY



**Model**  
1.3D, 1.4, 1.8, Sport

**Year**  
10-

LEFT/  
PASSENGER

RIGHT/  
DRIVER



TR6206



TR6207



TR6207



TR6206



BJ1289



CS1505L



CS1505R



BJ1289



PSP037

REMARKS:

PART NO	DESCRIPTION	DIMENSIONS	COMMENTS
TR6206	Outer Tie Rod End	M14 x 1.5mm, 10.7/13.1mm Pin	
TR6207	Rack End	M14 x 1.5mm, M14 x 1.5mm, Length 279/295mm	
BJ1289	Lower Ball Joint	16mm Pin	
CS1505L/R	Lower Control Arm		
PSP037	Power Steering Pump		5PK

# CHRYSLER NEON, PT CRUISER



**Model**                      **Year**  
 1.6, 1.8, 2.0 LE, LX, SE 96-06  
 2.0 Tour, Classic, 2.2  
 TDi Classic, Ltd., 2.4  
 Touring, Cabrio Ltd.

**LEFT/  
PASSENGER**

**RIGHT/  
DRIVER**



TR5587

TR5603



TR5603

TR5587



BJ1083



CS258L



CS258R



BJ1083

REMARKS:

PART NO	DESCRIPTION	DIMENSIONS	COMMENTS
TR5587	Outer Tie Rod End	M14 x 1.5mm, Length 119mm	
TR5603	Rack End	M14 x 1.5mm, M14 x 1.5mm, Length 309mm	
BJ1083	Lower Ball Joint	18mm Pin	
CS258L/R	Lower Control Arm		

# CHRYSLER VOYAGER II, GRAND VOYAGER



**Model**  
2.0 SE, 2.4 SE, 5.5 TD  
SE, 3.3 SE MPV  
2.5TD SE, 2.8CRD LX,  
SE, 3.3 LE, LX, Ltd., SE  
MPV

**Year**  
97-04

LEFT/  
PASSENGER

RIGHT/  
DRIVER



TR6107



TR6108



TR6108



TR6107



TR5609



TR5432



TR5432



TR5609



BJ1083



CS367L



CS367R



BJ1083

REMARKS:

PART NO	DESCRIPTION	DIMENSIONS	COMMENTS
TR6107	Outer Tie Rod End	M14 x 1.25mm, 12.5/15.0mm Pin	
TR6108	Rack End	M14 x 1.5mm, M14 x 1.5mm, Length 296/311mm	
TR5609	Outer Tie Rod End	M14 x 1.5mm, 13.0/15.0mm Pin, Length 115mm	
TR5432	Rack End	M14 x 1.5mm, M14 x 1.5mm, Length 318/335mm	Alt.
BJ1083	Lower Ball Joint	18mm Pin	
CS367L/R	Lower Control Arm		

# CHRYSLER

## VOYAGER III, GRAND VOYAGER



**Model**                      **Year**  
 2.4 SE, 2.5 SE, TD, 3.3 SE MPV      04-08  
 2.5 SE, 2.8 CRD LX,  
 SE, Ltd., 3.3 LE, LX,  
 Ltd, SE MPV

**LEFT/  
PASSENGER**

**RIGHT/  
DRIVER**



TR6107

TR6108



TR6108

TR6107



BJ1256



CS368L



CS368R



BJ1256

REMARKS:

PART NO	DESCRIPTION	DIMENSIONS	COMMENTS
TR6107	Outer Tie Rod End	M14 x 1.25mm, 12.5/15.0mm Pin	
TR6108	Rack End	M14 x 1.5mm, M14 x 1.5mm, Length 296/311mm	
BJ1256	Lower Ball Joint	13.5mm Pin, Base Ø 37.4mm	
CS368L/R	Lower Control Arm		

# CITROEN

## BERLINGO, XSARA, XSARA PICASSO (N68)



<b>Model</b>	<b>Year</b>
1.4, 1.9D P/van	03-
1.6 SX, 2.0 VTS, HDi	01-06
1.6, 1.8 Exclusive, 2.0 HDi Exclusive	

**LEFT/  
PASSENGER**

**RIGHT/  
DRIVER**



TR5653



TR5727



TR5727



TR5653



BJ1314



CS203L



CS203R



BJ1314



BJ1108



CS395L



CS395R



BJ1108



TR5707



TR6130



CS396L



CS396R



TR6130



TR5707

REMARKS:



**CITROEN**  
BERLINGO, XSARA, XSARA PICASSO (N68)



CONTINUED

PART NO	DESCRIPTION	DIMENSIONS	COMMENTS
TR5653	Outer Tie Rod End	M14 x 1.5mm, 12.1/15.9mm Pin	
TR5727	Rack End	M12 x 1.0mm, M14 x 1.5mm, Length 340mm/353mm	
TR5707	Front Stab. Link	Length 300mm	
TR6130	Front Stab. Link	Length 335mm	Alt.
BJ1108	Lower Ball Joint	15.5/18.0mm Pin	
BJ1314	Lower Ball Joint	16mm Pin	
CS203L/R	Lower Control Arm		16mm
CS395L/R	Lower Control Arm		18mm
CS396L/R	Lower Control Arm	18mm Pin	BJ Part of Arm

# CITROEN BERLINGO



**Model**  
1.6, HDi 90L2

**Year**  
11-

**LEFT/  
PASSENGER**

**RIGHT/  
DRIVER**



REMARKS:

PART NO	DESCRIPTION	DIMENSIONS	COMMENTS
TR5999	Outer Tie Rod End	M14 x 1.5mm, 12.0/15.0mm Pin	
TR6304	Rack End	M14 x 1.5mm, M14 x 1.5mm, Length 262mm	
TR6130	Front Stab. Link	Length 335mm	
BJ1118	Lower Ball Joint	M38 x 1.5mm, 15.6/18.0mm Pin	
CS393L/R	Lower Control Arm		

# CITROEN C1



**Model**  
1.0i Furio, Play

**Year**  
07-  
14-

**LEFT/  
PASSENGER**

**RIGHT/  
DRIVER**



TR5892



TR5974



TR5974



TR5892



BJ1134



CS270L



CS270R



BJ1134

REMARKS:

PART NO	DESCRIPTION	DIMENSIONS	COMMENTS
TR5892	Outer Tie Rod End	M12 x 1.25mm, 12.5/15.0mm Pin	
TR5974	Rack End	M14 x 1.5mm, M12 x 1.25mm, Length 223/240mm	
BJ1134	Lower Ball Joint	13.5/16.7mm Pin, Base Ø 36.8mm	
CS270L/R	Lower Control Arm		

# CITROEN

## C2, C3



<b>Model</b>	<b>Year</b>
1.4i VTR, HDi, 1.6i VTS Pluriel, 1.6i Sensordrive, Pluriel Sensordrive	02-10

LEFT/  
PASSENGER

RIGHT/  
DRIVER



REMARKS:

PART NO	DESCRIPTION	DIMENSIONS	COMMENTS
TR5733	Outer Tie Rod End	M14 x 1.5mm, 12.2/15.0mm Pin	
TR5734	Rack End	M12 x 1.0mm, M14 x 1.5mm, Length 239/255mm	
TR5652	Front Stab. Link	Length 335mm	
BJ1116	Lower Ball Joint	18mm Pin	
CS259L/R	Lower Control Arm		

# CITROEN C3



**Model**                      **Year**  
 1.2 Vti, 1.4 Vti, 1.6 HDi    10-  
 90, 1.6 Vti 120, 1.6  
 e-HDi

**LEFT/  
PASSENGER**

**RIGHT/  
DRIVER**



TR6335



TR6336



TR6336



TR6335



TR5652



BJ1328



CS413L



CS413R



BJ1328



TR5652



TR5900L



TR5900R

REMARKS:

PART NO	DESCRIPTION	DIMENSIONS	COMMENTS
TR6335	Outer Tie Rod End	M14 x 1.5mm, 12.2mm Pin	
TR6336	Rack End	M12 x 1.0mm, M14 x 1.5mm, Length 245mm	
TR5652	Front Stab. Link	Length 335mm	
TR5900L/R	Front Stab. Link	Length 330mm	
BJ1328	Lower Ball Joint	18mm Pin	
CS413L/R	Lower Control Arm		

# CITROEN C4



**Model**  
1.6i VTR, HDi, Coupe,  
2.0 VTS Coupe

**Year**  
05-10

**LEFT/  
PASSENGER**

**RIGHT/  
DRIVER**



TR5650



TR5772



TR5772



TR5650



TR5653



TR6323



TR6323



TR5653



TR6130



BJ1118



CS393L



CS393R



BJ1118



TR6130

REMARKS:

PART NO	DESCRIPTION	DIMENSIONS	COMMENTS
TR5650	Outer Tie Rod End	M14 x 1.5mm, 12.1/15.8mm Pin	
TR5772	Rack End	M14 x 1.5mm, M14 x 1.5mm, Length 322/335mm	
TR5653	Outer Tie Rod End	M14 x 1.5mm, 12.1/15.9mm Pin	Alt.
TR6323	Rack End	M14 x 1.5mm, M14 x 1.5mm, Length 343mm	
TR6130	Front Stab. Link	Length 335mm	
BJ1118	Lower Ball Joint	M38 x 1.5mm, 15.6/18.0mm Pin	
CS393L/R	Lower Control Arm		

# CITROEN C4 AIRCROSS



**Model**  
2.0i Aircross

**Year**  
12-

**LEFT/  
PASSENGER**

**RIGHT/  
DRIVER**



TR6223



TR6327



TR6327



TR6223



TR6225



BJ1296



CS435L



CS435R



BJ1296



TR6226R



TR6225

REMARKS:

PART NO	DESCRIPTION	DIMENSIONS	COMMENTS
TR6223	Outer Tie Rod End	M14 x 1.5mm, 13.3/15.0mm Pin	
TR6327	Rack End	M14 x 1.5mm, M14 x 1.5mm, Length 339mm	
TR6225	Front Stab. Link	Length 265mm	
TR6226L/R	Rear Stab. Link	Length 80mm	
BJ1296	Lower Ball Joint	20mm Pin, Base Ø 40.1mm	
CS435L/R	Lower Control Arm		

# CITROEN

## C4, PICASSO, GRAND PICASSO



**Model**  
 1.6 HDi Picasso, 1.8 Picasso, 1.6 THP 150, 1.6 THP, 1.6 Vti 120, 1.6 Vti, 1.6 e-HDi, 1.6 THP 155 Picasso

**Year**  
 09-

**LEFT/  
 PASSENGER**

**RIGHT/  
 DRIVER**



TR5650



TR5772



TR5772



TR5650



TR5653



TR6323



TR6323



TR5653



TR6000



TR6000



TR5999



TR6304



TR6304



TR5999



TR6324



TR6325



TR6325



TR6324



TR6328



TR6326



TR6326



TR6328



TR6130



BJ1118



CS324L



CS324R



BJ1118



TR6130

REMARKS:



# CITROEN C4, PICASSO, GRAND PICASSO



CONTINUED

LEFT/  
PASSENGER

RIGHT/  
DRIVER



BJ1324



CS393L



CS393R



BJ1324



CS405L



CS405R

PART NO	DESCRIPTION	DIMENSIONS	COMMENTS
TR5650	Outer Tie Rod End	M14 x 1.5mm, 12.1/15.8mm Pin	
TR5772	Rack End	M14 x 1.5mm, M14 x 1.5mm, Length 322/335mm	
TR5653	Outer Tie Rod End	M14 x 1.5mm, 12.1/15.9mm Pin	Alt.
TR6323	Rack End	M14 x 1.5mm, M14 x 1.5mm, Length 343mm	
TR5999	Outer Tie Rod End	M14 x 1.5mm, 12.0/15.0mm Pin	
TR6000	Rack End	M14 x 1.5mm, M14 x 1.5mm, Length 278/294mm	
TR6304	Rack End	M14 x 1.5mm, M14 x 1.5mm, Length 262mm	
TR6324	Outer Tie Rod End	M16 x 1.5mm, 12.0mm Pin	Picasso & Grand Picasso
TR6325	Rack End	M14 x 1.5mm, M16 x 1.5mm, Length 313mm	Picasso & Grand Picasso
TR6328	Outer Tie Rod End	M14 x 1.5mm, 14.5mm Pin	
TR6326	Rack End	M14 x 1.5mm, M14 x 1.5mm, Length 225mm	Alt.
TR6130	Front Stab. Link	Length 335mm	
CS324L/R	Lower Control Arm		
BJ1118	Lower Ball Joint	M38 x 1.5mm, 15.6/18.0mm Pin	
CS393L/R	Lower Control Arm		
BJ1324	Lower Ball Joint	16.5mm Pin	
CS405L/R	Lower Control Arm		

# CITROEN C5



**Model**                      **Year**  
2.0 SX, 3.0 Exclusive      01-06

LEFT/  
PASSENGER

RIGHT/  
DRIVER



TR5724



TR5725



TR5725



TR5724



BJ1094



BJ1094

REMARKS:

PART NO	DESCRIPTION	DIMENSIONS	COMMENTS
TR5724	Outer Tie Rod End	M16 x 1.5mm, 12.2/14.0mm Pin, Length 230mm	
TR5725	Rack End	M16 x 1.5mm, M16 x 1.5mm, Length 183/200mm	
BJ1094	Lower Ball Joint	15.9/17.4mm Pin, Base Ø 41.5mm	

# CITROEN DS3



**Model**  
1.2 Vti 82, 1.6 THP  
150, 1.6 Vti 120, 1.6  
THP, 1.6 E-HDi 90, 1.6  
THP 155

**Year**  
10-

**LEFT/  
PASSENGER**



TR6335



TR6336



BJ1328



BJ1116



CS267L



TR5900L



TR5652



CS413L

**RIGHT/  
DRIVER**



TR6336



TR6335



CS267R



BJ1116



BJ1328



CS413R



TR5652



TR5900R

REMARKS:

PART NO	DESCRIPTION	DIMENSIONS	COMMENTS
TR6335	Outer Tie Rod End	M14 x 1.5mm, 12.2mm Pin	
TR6336	Rack End	M12 x 1.0mm, M14 x 1.5mm, Length 245mm	
TR5652	Front Stab. Link	Length 335mm	
TR5900L/R	Front Stab. Link	Length 330mm	
BJ1116	Lower Ball Joint	18mm Pin	
CS267L/R	Lower Control Arm		
BJ1328	Lower Ball Joint	18mm Pin	
CS413L/R	Lower Control Arm		

**DAEWOO**  
CIELO, ESPERO, LANOS, LANOS II



Model	Year
1.5 150i L, GL, GLX, GTX, 1.8 CD, 2.0 CD	96-98
1.35i S, 1.6 SX, 1.4S, 1.6 SX	97-00 00-04

LEFT/  
PASSENGER



TR5427  
LANOS II



TR5169



BJ841



CS1504L

RIGHT/  
DRIVER



TR5169



TR5427  
LANOS II



BJ841



CS1504R

REMARKS:

PART NO	DESCRIPTION	DIMENSIONS	COMMENTS
TR5169	Outer Tie Rod End	M16 x 1.5mm, 13.0/15.5mm Pin	Cielo 1.5, L, GL, GLX, GTX Espero 1.8CD, 2.0CD
TR5427	Outer Tie Rod End	M16 x 2.0mm, 13.0/15.5mm Pin	Lanos 1.35i S, 1.6 SX, Lanos II 1.4S, 1.6 SX
BJ841	Lower Ball Joint	13.4/16.4mm Pin	
CS1504L/R	Lower Control Arm LHS		

DAEWOO  
MATIZ



Model: 0.8 S, SE  
Year: 99-04

LEFT/  
PASSENGER

RIGHT/  
DRIVER



TR5477



TR5476



BJ1084



TR5476



TR5477



BJ1084

REMARKS:

PART NO	DESCRIPTION	DIMENSIONS	COMMENTS
TR5477	Outer Tie Rod End	M12 x 1.5mm, 12.5/14.0mm Pin	
TR5476	Rack End	M16 x 1.5mm, M12 x 1.5mm, Length 250/264mm	
BJ1084	Lower Track Control Arm	15mm	

# DAEWOO NUBIRA, NUBIRA II



Model	Year
1.6 SX, 2.0 CDX	97-00
1.6 SX, 2.0 CDX	00-04

LEFT/  
PASSENGER

RIGHT/  
DRIVER



REMARKS:

PART NO	DESCRIPTION	DIMENSIONS	COMMENTS
TR5140	Outer Tie Rod End	M14 x 1.5mm, 12.5/14.0mm Pin	Nubira
TR5404	Outer Tie Rod End	M14 x 1.5mm, 13.3/15.3mm Pin	Nubira II
TR5455	Rack End	M16 x 1.5mm, M14 x 1.5mm, Length 338/350mm	
TR5612	Rear Stab. Link L/RHS	Length 246mm	
BJ1015	Lower Ball Joint	16mm Pin	
CS144	Lower Control Arm RHS		
CS145	Lower Control Arm LHS		

**Model**  
1.6 SX, 2.0 CDX, CDX  
Plus

**Year**  
01-03

LEFT/  
PASSENGER

RIGHT/  
DRIVER



TR5700



TR5645



BJ987



TR5645



BJ987



TR5700

REMARKS:

PART NO	DESCRIPTION	DIMENSIONS	COMMENTS
TR5700	Outer Tie Rod End	M14 x 1.5mm, 13.0/15.0mm Pin	
TR5645	Rack End	M16 x 1.5mm, M14 x 1.5mm, Length 240/263mm	
BJ987	Lower Ball Joint	16mm Pin	

# DAIHATSU CHARADE SERIES - G11



**Model**  
1.0 CX, CXL, Turbo

**Year**  
83-85

LEFT/  
PASSENGER

RIGHT/  
DRIVER



TR5823



TR5454



TR5454



TR5823



BJ845



BJ845

REMARKS:

PART NO	DESCRIPTION	DIMENSIONS	COMMENTS
TR5823	Outer Tie Rod End	M12 x 1.25mm, 12.0/14.0mm Pin	
TR5454	Rack End	M11 x 1.5mm, M12 x 1.25mm, Length 226/264mm	
BJ845	Lower Track Control Arm	15mm Pin	



# DAIHATSU CHARADE



<b>Model</b> 1.0	<b>Year</b> 03-08 07-10
---------------------	-------------------------------

**LEFT/  
PASSENGER**

**RIGHT/  
DRIVER**



REMARKS:

PART NO	DESCRIPTION	DIMENSIONS	COMMENTS
TR5823	Outer Tie Rod End	M12 x 1.25mm, 12.0/14.0mm Pin	
TR5839	Rack End	M14 x 1.5mm, M12 x 1.25mm, Length 224/248mm	
TR6176	Rack End	M14 x 1.5mm, M12 x 1.25mm, Length 242/257mm	
TR6153	Front Stab. Link	Length 88mm	
CS430L/R	Lower Control Arm		

Model	Year
847, 989	97-99
847	97-00

LEFT/  
PASSENGER

RIGHT/  
DRIVER



TR5823



TR5839



TR5839



TR5823



BJ1129



BJ1128

REMARKS:

PART NO	DESCRIPTION	DIMENSIONS	COMMENTS
TR5823	Outer Tie Rod End	M12 x 1.25mm, 12.0/14.0mm Pin	
TR5839	Rack End	M14 x 1.5mm, M12 x 1.25mm, Length 224/248mm	
BJ1128/9	Lower Track Control Arm L/RHS	13.8mm Pin	

Model 1.5 Year 06-

LEFT/  
PASSENGER

RIGHT/  
DRIVER



TR6378



TR6174



TR6174



TR6378



TR6154



TR6154

REMARKS:

PART NO	DESCRIPTION	DIMENSIONS	COMMENTS
TR6378	Outer Tie Rod End	M14 x 1.5mm, 11.8mm Pin, Length 115mm	
TR6174	Rack End	M14 x 1.5mm, M14 x 1.5mm, Length 243mm	
TR6154	Rear Stab. Link	Length 220mm	

# DAIHATSU SIRION



**Model**  
1.3CX, 1.5i Sport

**Year**  
98-09

**LEFT/  
PASSENGER**

**RIGHT/  
DRIVER**



TR5823



TR5839



TR5839



TR5823



TR5823A



TR6176



TR6176



TR5823A



TR6378



TR6174



TR6174



TR6378



BJ1129



BJ1128



TR6154



TR6379L



CS245L



CS245R



TR6379R



TR6154

REMARKS:

# DAIHATSU SIRION



CONTINUED

PART NO	DESCRIPTION	DIMENSIONS	COMMENTS
TR5823	Outer Tie Rod End	M12 x 1.25mm, 12.0/14.0mm Pin	
TR5839	Rack End	M14 x 1.5mm, M12 x 1.25mm, Length 224/248mm	98-09
TR5823A	Outer Tie Rod End	M12 x 1.25mm, 12.0/14.0mm Pin, Length 115mm	
TR6176	Rack End	M14 x 1.5mm, M12 x 1.25mm, Length 242/257mm	05-08
TR6378	Outer Tie Rod End	M14 x 1.5mm, 11.8mm Pin, Length 115mm	05-
TR6174	Rack End	M14 x 1.5mm, M14 x 1.5mm, Length 243mm	08-
TR6379L/R	Front Stab. Link	Length 50mm	
TR6154	Rear Stab. Link	Length 220mm	
BJ1128/9	Lower Track Control Arm L/RHS	13.8mm Pin	98-05
CS245L/R	Lower Control Arm	15.4/17.5mm Pin	05-

<b>Model</b>	<b>Year</b>
1.3 SUV	97-04
1.5 SUV	07-

**LEFT/  
PASSENGER**

**RIGHT/  
DRIVER**



REMARKS:

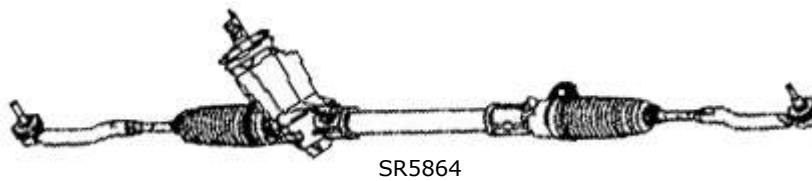

PART NO	DESCRIPTION	DIMENSIONS	COMMENTS
TR5377	Outer Tie Rod End	M14 x 1.5mm, 14.5/17.5mm Pin	
TR6380	Outer Tie Rod End	M14 x 1.5mm, 17.5mm Pin, Length 150mm	07-
TR5385	Rack End	M14 x 1.5mm, M14 x 1.5mm, Length 295/311mm	
TR6169	Rear Stab. Link	Length 115mm	
BJ1343	Lower Ball Joint	18mm Pin	07-
CS431L/R	Lower Control Arm	15mm Pin	97-04
CS432L/R	Lower Control Arm		07-

Model 1.2 Year 15-

LEFT/  
PASSENGER



RIGHT/  
DRIVER



BJ1311



CS389L



CS389R



BJ1311

REMARKS:

PART NO	DESCRIPTION	DIMENSIONS	COMMENTS
TR6299	Outer Tie Rod End	M12 x 1.25mm, 11.5mm Pin, Length 178mm	
TR6300	Rack End	M14 x 1.5mm, M12 x 1.25mm, Length 226/240mm	
TR6477	Rack End	M16 x 1.5mm, M12 x 1.25mm, Length 226/245mm	Alt.
SR5864	Steering Rack		
BJ1311	Lower Ball Joint	16.0mm Pin, Base Ø 34.9mm	
CS389L/R	Lower Control Arm		

DODGE  
AVENGER



**Model**  
1.6 GL, GLS, Sport

**Year**  
74-78

LEFT/  
PASSENGER

RIGHT/  
DRIVER



TR1205



TR1205

REMARKS:

PART NO	DESCRIPTION	DIMENSIONS	COMMENTS
TR1205	Outer Tie Rod End	1/2" x 20 unf, 11.5/13.0mm Pin	



# DODGE CALIBER



**Model**  
1.8, 2.0, 2.4

**Year**  
06-

**LEFT/  
PASSENGER**

**RIGHT/  
DRIVER**



TR6196



TR6217



TR6217



TR6196



TR5527



BJ1277



TR6226L



CS817L



CS817R



BJ1277



TR6226R



TR5527

REMARKS:

PART NO	DESCRIPTION	DIMENSIONS	COMMENTS
TR6196	Outer Tie Rod End	M14 x 1.5mm, 12.5/16.0mm Pin	
TR6217	Rack End	M14 x 1.5mm, M14 x 1.5mm, Length 298/311mm	
TR5527	Front Stab. Link	Length 265mm	
TR6226L/R	Rear Stab. Link	Length 80mm	
BJ1277	Lower Ball Joint	20mm Pin, Base Ø 39.8mm	
CS817L/R	Lower Control Arm		

Model  
2.0, 2.4, 2.7, 3.6

Year  
08-

LEFT/  
PASSENGER

RIGHT/  
DRIVER



REMARKS:

PART NO	DESCRIPTION	DIMENSIONS	COMMENTS
TR6196	Outer Tie Rod End	M14 x 1.5mm, 12.5/16.0mm Pin	
TR6217	Rack End	M14 x 1.5mm, M14 x 1.5mm, Length 298/311mm	
TR5527	Front Stab. Link	Length 265mm	
TR6464	Front Stab. Link	Length 265mm	Alt.
TR6474	Rear Stab. Link	Length 80mm	
BJ1344	Lower Ball Joint	15.8mm Pin	
CS433L/R	Lower Control Arm		

# DODGE NITRO



**Model**  
2.8, 3.7

**Year**  
07-

**LEFT/  
PASSENGER**

**RIGHT/  
DRIVER**



TR6381



TR6382



TR6382



TR6381



TR6383



BJ1345



CS434L



CS434R



BJ1345



TR6383



AR9482



AR9482

REMARKS:

PART NO	DESCRIPTION	DIMENSIONS	COMMENTS
TR6381	Outer Tie Rod End	M16 x 1.5mm, 15.2mm Pin, Length 135mm	
TR6382	Rack End	M18x 1.5mm, M16 x 1.5mm, Length 285mm	
TR6383	Rear Stab. Link	Length 270mm	
BJ1345	Lower Ball Joint	17.3mm Pin, Base Ø 49.7mm	
CS434L/R	Lower Control Arm		
AR9482	Front Stab. Link	Length 180mm	

Model	Year
0.9	12-
1.2	07-
1.4	07-

LEFT/  
PASSENGER

RIGHT/  
DRIVER



TR5854



TR6244



TR6244



TR5854



TR5765



CS835L



CS835R



TR5765



CS835SL



CS835SR

REMARKS:

PART NO	DESCRIPTION	DIMENSIONS	COMMENTS
TR5854	Outer Tie Rod End	M12 x 1.5mm, 11.3/13.7mm Pin	
TR6244	Rack End	M14 x 1.5mm, M12 x 1.5mm, Length 255/269mm	
TR5765	Front Stab. Link	Length 291mm	
CS835L/R	Lower Control Arm	17.0mm Pin	
CS835SL/R	Lower Control Arm	17.0mm Pin	Ride Height Sensor (Gas - Discharge Head Lamps)

**Model**  
1.2, 1.4 16V, 1.6

**Year**  
08-15

LEFT/  
PASSENGER

RIGHT/  
DRIVER



TR6320



TR6321



TR6321



TR6320



TR5885



BJ1322



CS402L



CS402R



BJ1322



TR5885

REMARKS:

PART NO	DESCRIPTION	DIMENSIONS	COMMENTS
TR6320	Outer Tie Rod End	M14 x 1.5mm, 11.6mm Pin, Length 136mm	
TR6321	Rack End	M14 x 1.5mm, M14 x 1.5mm, Length 295mm	
TR5885	Front Stab. Link	Length 300mm	
BJ1322	Lower Ball Joint	18.0mm Pin	
CS402L/R	Lower Control Arm		

Model  
1.4, 1.4 DDCT, 1.6

Year  
08-15

LEFT/  
PASSENGER

RIGHT/  
DRIVER



REMARKS:

PART NO	DESCRIPTION	DIMENSIONS	COMMENTS
TR6320	Outer Tie Rod End	M14 x 1.5mm, 11.6mm Pin, Length 136mm	
TR6321	Rack End	M14 x 1.5mm, M14 x 1.5mm, Length 295mm	
TR6399	Front Stab. Link	Length 282mm	
BJ1348	Lower Ball Joint	19.0mm Pin	
CS443L/R	Lower Control Arm		

**Model**  
1.3, 1.4, 1.9 Cargo  
P/van

**Year**  
03-06

LEFT/  
PASSENGER

RIGHT/  
DRIVER



REMARKS:

PART NO	DESCRIPTION	DIMENSIONS	COMMENTS
TR5766	Outer Tie Rod End	M14 x 1.5mm, 12.0mm Pin	
TR5767	Front Stab. Link	Length 118mm	
BJ1122	Lower Ball Joint	13.7/17.5 mm Pin	
CS209L/R	Lower Control Arm		

# FIAT MULTIPLA



<b>Model</b> 1.6 Active, 1.9 JTD ELX, Dynamic	<b>Year</b> 99-06
---	----------------------

LEFT/  
PASSENGER

RIGHT/  
DRIVER



TR5852



TR5619



TR5619



TR5852



TR5480



CS248L



CS248R



TR5480

REMARKS:

PART NO	DESCRIPTION	DIMENSIONS	COMMENTS
TR5852	Outer Tie Rod End	M14 x 1.5mm, 12mm Pin	
TR5619	Rack End	M14 x 1.5mm, M14 x 1.5mm, Length 301/316mm	
TR5480	Front Stab. Link	Length 275mm	
CS248L/R	Lower Control Arm		



# FIAT PALIO I & II, SIENA



**Model**  
1.2 ED, EL, Go!, Paint  
Ltd, Vibe, 1.6 EL, ELX,  
HL, Weekend, 1.7Td, EL

**Year**  
99-06

**LEFT/  
PASSENGER**



TR5616



TR5838



TR5613



TR5870



BJ1045



CS149



BJ1086



CS242L

**RIGHT/  
DRIVER**



TR5838



TR5613



TR5870



TR5616



BJ1045



CS148



BJ1086



CS242R

**FIAT**  
PALIO I & II, SIENA



CONTINUED

LEFT/  
PASSENGER



CS216L

RIGHT/  
DRIVER



CS216R

REMARKS:

PART NO	DESCRIPTION	DIMENSIONS	COMMENTS
TR5616	Outer Tie Rod End	M14 x 1.5mm, 12.0/13.0mm Pin	
TR5838	Rack End	M14 x 1.5mm, M14 x 1.5mm, Length 292/301mm	Manual Steering 00-02
TR5613	Rack End	M16 x 1.5mm, M14 x 1.5mm, Length 286/303mm	Power Steering 02-
TR5870	Rack End	M16 x 1.5mm, M14 x 1.5mm, Length 300/320mm	Power Steering Alt.
BJ1045	Lower Ball Joint	13.7/17.5mm Pin	00-02
BJ1086	Lower Ball Joint	13.1/15.2mm Pin	02-
CS148	Lower Control Arm RHS		Power Steering 00-02
CS149	Lower Control Arm LHS		Power Steering 00-02
CS216L/R	Lower Control Arm		Manual Steering 00-02
CS242L/R	Lower Control Arm		Power Steering 02-

# FIAT PANDA



**Model**  
1.1 Active,  
1.2 Dynamic

**Year**  
03-

**LEFT/  
PASSENGER**

**RIGHT/  
DRIVER**



TR5854



TR5853



TR5853



TR5854



TR5879



CS260L



CS260R



TR5879

REMARKS:

PART NO	DESCRIPTION	DIMENSIONS	COMMENTS
TR5854	Outer Tie Rod End	M12 x 1.5mm, 11.3/13.7mm Pin	
TR5853	Rack End	M14 x 1.5mm, M12 x 1.5mm, Length 224/242mm	
TR5879	Front Stab. Link	Length 315mm	
CS260L/R	Lower Control Arm	15.0mm Pin	

**Model**  
1.2 Active, Dynamic,  
1.3 JTD Multijet Active,  
Dynamic, 1.8 HGT

**Year**  
04-05

LEFT/  
PASSENGER

RIGHT/  
DRIVER



TR5671



TR5692



TR5692



TR5671



CS183L



CS183R

REMARKS:

PART NO	DESCRIPTION	DIMENSIONS	COMMENTS
TR5671	Outer Tie Rod End	M12 x 1.5mm, 12.0/13.0mm Pin	
TR5692	Rack End	M14 x 1.5mm, M12 x 1.5mm, Length 276mm	
CS183L/R	Lower Control Arm	15.0mm Pin	

# FIAT PUNTO / GRANDE PUNTO



Model	Year
1.2 Active, Dynamic, 1.3 JTD Multijet Active, Dynamic, 1.8 HGT	05-
1.2 Active, 1.3, 1.4i Active, Dynamic, 1.9	06-



REMARKS:

PART NO	DESCRIPTION	DIMENSIONS	COMMENTS
TR5884	Outer Tie Rod End	M14 x 1.5mm, 11.7/14.8mm Pin	
TR5893	Rack End	M14 x 1.5mm, M14 x 1.5mm, Length 289/307mm	
TR5885	Front Stab. Link	Length 301mm	
BJ1168	Lower Ball Joint	16.0mm Pin	
CS277L/R	Lower Control Arm		

# FIAT SEICENTO



**Model**  
1.1

**Year**  
01-03

**LEFT/  
PASSENGER**

**RIGHT/  
DRIVER**



TR5620



TR5621



CS153



TR5621



TR5620



CS152

REMARKS:

PART NO	DESCRIPTION	DIMENSIONS	COMMENTS
TR5620	Outer Tie Rod End	M12 x 1.5mm, 12.0/13.0mm Pin	
TR5621	Rack End	M12 x 1.25mm, M12 x 1.5mm, Length 276/286mm	
CS152	Lower Control Arm RHS	12.5mm Pin	
CS153	Lower Control Arm LHS	12.5mm Pin	

**Model**  
1.6 Active, Multiwagon  
Active  
1.9 JTD Dynamic,  
Multiwagon  
JTD Dynamic, 2.4

**Year**  
03-

**LEFT/  
PASSENGER**



**RIGHT/  
DRIVER**



REMARKS:

PART NO	DESCRIPTION	DIMENSIONS	COMMENTS
TR5763	Outer Tie Rod End	M14 x 1.5mm, 11.7/14.8mm Pin	
TR5764	Rack End	M14 x 1.5mm, M14 x 1.5mm, Length 312/318mm	
TR5765	Front Stab. Link	Length 291mm	
BJ1248	Lower Ball Joint	15.3mm Pin	
CS208L/R	Lower Control Arm	17.0mm Pin	
CS447L/R	Lower Control Arm		

**Model**  
1.2 EL  
1.4XS, Adventure  
1.6 EL, LX  
1.7D EL P/Up

**Year**  
05-

**LEFT/  
PASSENGER**

**RIGHT/  
DRIVER**



REMARKS:

PART NO	DESCRIPTION	DIMENSIONS	COMMENTS
TR5616	Outer Tie Rod	M14 x 1.5mm, 12.0/13.0mm Pin	
TR5613	Rack End	M16 x 1.5mm, M14 x 1.5mm, Length 286/303mm	Power Steering
TR5870	Rack End	M16 x 1.5mm, M14 x 1.5mm, Length 300/320mm	Power Steering Alt.
BJ1045	Lower Ball Joint	13.7/17.5mm Pin	Alt.
BJ1086	Lower Ball Joint	13.1/15.2mm Pin	
CS209L/R	Lower Control Arm		Alt.
CS242L/R	Lower Control Arm		Power Steering



Model 2.0 Year 99-04

LEFT/  
PASSENGER

RIGHT/  
DRIVER



TR5618



TR5619



TR5619



TR5618



CS151



CS150

REMARKS:

PART NO	DESCRIPTION	DIMENSIONS	COMMENTS
TR5618	Outer Tie Rod End	M14 x 1.5mm, 12.5/14.0mm Pin, Length 75mm	
TR5619	Rack End	M14 x 1.5mm, M14 x 1.5mm, Length 301/316mm	
CS150	Lower Control Arm RHS	17.0mm Pin	
CS151	Lower Control Arm LHS	17.0mm Pin	

**Model**  
1.0 Cento, 1.1  
Espresso, Fire, Mia,  
P/van Rio, Tempo, 1.4  
Beat, Mia, Pacer, Pacer  
SX, Tempo SX, Turbo

**Year**  
90-05

LEFT/  
PASSENGER



RIGHT/  
DRIVER



REMARKS:

PART NO	DESCRIPTION	DIMENSIONS	COMMENTS
TR5401	Outer Tie Rod End	M12 x 1.5mm, 12.0/13.0mm Pin	
TR5402	Rack End	M14 x 1.5mm, M12 x 1.5mm, Length 266/282mm	
BJ982	Lower Ball Joint	12.3/14.4mm Pin, Ø 37.1mm Base	
CS118	Lower Control Arm LHS		
CS119	Lower Control Arm RHS		
SR5796	Steering Rack		Not For 1.4 Turbo

**Model**  
1.3, 1.4 Leisure, 1.6  
Leisure, Nite

**Year**  
83-94

LEFT/  
PASSENGER

RIGHT/  
DRIVER



TR1205



TR5431



BJ844



BJ965



TR5431



TR1205



BJ843



BJ964

REMARKS:

PART NO	DESCRIPTION	DIMENSIONS	COMMENTS
TR1205	Outer Tie Rod End	1/2" x 20 unf, 11.5/13.0mm Pin	
TR5431	Rack End	1/2" x 20 unf, M14 x 1.5mm, Length 287/306mm	
BJ843	Lower Track Control Arm RHS	17mm Pin	83-86
BJ844	Lower Track Control Arm LHS	17mm Pin	83-86
BJ964	Lower Track Control Arm RHS	17mm Pin	86-94
BJ965	Lower Track Control Arm LHS	17mm Pin	86-94

# FORD BANTAM



**Model**  
1.3 Explorer, 1.6i  
Explorer, i Leisure

**Year**  
94-02

**LEFT/  
PASSENGER**



**RIGHT/  
DRIVER**



REMARKS:

PART NO	DESCRIPTION	DIMENSIONS	COMMENTS
TR5184	Outer Tie Rod End	M12 x 1.25mm, 12.5/14.0mm Pin	
TR5461	Rack End	M14 x 1.5mm, M12 x 1.25mm, Length 305/325mm	Manual Steering
TR5345	Outer Tie Rod End	M12 x 1.25mm, 13.0/14.0mm Pin	Alt.1
TR5462	Rack End	M17 x 1.0mm, M12 x 1.25mm, Length 305/325mm	Power Steering
TR5570	Outer Tie Rod End	M14 x 2.0mm, 11.6/13.8mm Pin	Alt.2
SR5991	Steering Rack		Manual Steering
BJ926	Lower Ball Joint	16.0mm Pin	
CS120	Lower Control Arm LHS		
CS121	Lower Control Arm RHS		

# FORD BANTAM (ROCAM)



**Model**  
1.3i XL P/up P/S, 1.6i  
XL, XLE P/up P/S,  
1.8di XL P/up P/S

**Year**  
03-

LEFT/  
PASSENGER

RIGHT/  
DRIVER



TR5570




TR5571



TR5571



TR5570



SR5853



SR5865



TR5568



BJ1019



CS159L



TR5380



CS159R



BJ1019



TR5568



TR5380



PSP016

REMARKS:

FORD  
BANTAM (ROCAM)



CONTINUED

PART NO	DESCRIPTION	DIMENSIONS	COMMENTS
TR5570	Outer Tie Rod End	M14 x 2.0mm, 11.6/13.8mm Pin	
TR5571	Rack End	M14 x 1.5mm, M14 x 2.0mm, Length 307/325mm	
TR5380	Front Stab. Link	Length 240mm	
TR5568	Front Stab. Link	Length 298mm	Alt.
SR5853	Steering Rack		Manual Steering
SR5865	Steering Rack		Power Steering
BJ1019	Lower Ball Joint	16.5mm Pin	
CS159L/R	Lower Control Arm		
PSP016	Power Steering Pump		6PK

**Model**  
1.0 Ecoboost

**Year**  
2012-

**LEFT/  
PASSENGER**

**RIGHT/  
DRIVER**



TR6091



TR6092



TR6092



TR6091



TR6134



BJ1245



CS466L



CS466R



BJ1245



TR6134

REMARKS:

PART NO	DESCRIPTION	DIMENSIONS	COMMENTS
TR6091	Outer Tie Rod End	M14 x 1.5mm, 13.0/15.7mm Pin	
TR6092	Rack End	M14 x 1.5mm, M14 x 1.5mm, Length 294/313mm	
TR6134	Front Stab. Link	Length 252mm	
BJ1245	Lower Ball Joint	17.5mm Pin, Base Ø 38.7mm	
CS466L/R	Lower Control Arm		

FORD  
CAPRI



**Model**  
1.6 GT, 2.0 GT, XL, 3.0  
XL

**Year**  
69-73

LEFT/  
PASSENGER

RIGHT/  
DRIVER



REMARKS:

PART NO	DESCRIPTION	DIMENSIONS	COMMENTS
TR1205	Outer Tie Rod End	1/2" x 20 unf, Pin 11.5/13.0mm	
BJ584L/R	Lower Track Control Arm	13.2/15.5mm Pin	



# FORD CORTINA MKIII, MKIV & MKV



Model	Year
1.6L, 2.0, 2.5, 3.0, 2.0 V4, 2.5L P/up	71-77
1.3L, 1.6, 2.0, 3.0. 3.0 1 Tonner, Leisure P/up	77-80
1.3, 1.6, 2.0, 2.4 Dies., 3.0 1-Ton P/up	80-86



REMARKS:

PART NO	DESCRIPTION	DIMENSIONS	COMMENTS
TR1384	Outer Tie Rod End	M14 x 2.0mm, 12.6/14.5mm Pin	
TR5501	Rack End	M14 x 1.5mm, M14 x 2.0mm, Length 250/262mm	Replacement Rack Only
SRK20	Rack End	Length 242mm	Original Rack
SRK21	Steering Rack Bush		22mm Shaft
SRK22	Steering Rack Bush		25mm Shaft
BJ662	Upper Ball Joint	15.3/16.7mm Pin	
BJ663	Lower Ball Joint	15.5/17.5mm Pin	
SR5736	Steering Rack		Thin - 28mm Shaft
SR5738	Steering Rack		Thick - 34mm Shaft

**Model**  
1.6, 1.8 Chas. Cab, 2.0 XLT, 2.2 Explorer Std. XLT, 2.5 Diesel, Turbo Diesel, 3.0 D/cab, Std., 3.4 Leisure D/cab P/up

**Year**  
86-00

**LEFT/  
PASSENGER**



**RIGHT/  
DRIVER**



REMARKS: Various parts of this vehicles suspension may be supplied with grease nipples. PLEASE NOTE THAT ALL PARTS SUPPLIED WITH GREASE NIPPLES MUST BE GREASED PRIOR TO FITMENT

PART NO	DESCRIPTION	DIMENSIONS	COMMENTS
TR5339	Outer Tie Rod End	M14 x 1.5mm, 13.7/14.5mm Pin	LHT
TR5338	Inner Tie Rod End	M14 x 1.5mm, 14.0/15.0mm Pin	
SK102	Upper V-Arm Shaft	Length 226mm, PCD 110mm	
BJ966	Upper Ball Joint	13.5/15.1mm Pin	
CS1110L/R	Upper Control Arm		
BJ967	Lower Ball Joint	18.0/20mm Pin	
CS126L/R	Lower Control Arm		
IA5547	Idler Arm	13.6/14.9mm Pin	
IA5555	Pitman Arm	13.6/15.0mm Pin, Ø 25mm, Spline - 38T	
IA5559	Pitman Arm	13.6/15.1mm Pin, Ø 27mm, Spline - 43T	

# FORD COURIER 4X4



**Model**  
2.5 Diesel, Turbo,  
Diesel D/cab, 3.0 Std.,  
XLT XLT D/cab, 3.4  
Leisure D/cab

**Year**  
90-00

**LEFT/  
PASSENGER**

**RIGHT/  
DRIVER**



TR5513



TR5338



TR5338



TR5513



SK510



BJ966



CS1109L



CS1109R



BJ966



SK510



IA5547



BJ983



CS1114L



CS1114R



BJ983



IA5559



REMARKS: Various parts of this vehicles suspension may be supplied with grease nipples. PLEASE NOTE THAT ALL PARTS SUPPLIED WITH GREASE NIPPLES MUST BE GREASED PRIOR TO FITMENT

PART NO	DESCRIPTION	DIMENSIONS	COMMENTS
TR5513	Outer Tie Rod End	M14 x 1.5mm, 14.0/16.0mm Pin	
TR5338	Inner Tie Rod End	M14 x 1.5mm, 14.0/15.0mm Pin	
SK510	Upper V-Arm Shaft	Length 248mm, PCD 111mm	
BJ966	Upper Ball Joint	13.5/15.1mm Pin	
CS1109L/R	Upper Control Arm		
BJ983	Lower Ball Joint	17.8/20.2mm Pin	
CS1114L/R	Lower Control Arm		
IA5547	Idler Arm	13.6/14.9mm Pin	
IA5559	Pitman Arm	13.6/15.1mm Pin, Ø 27mm, Spline - 43T	

**Model**  
1.0i Ecoboost  
1.5 TDCi  
1.5i

**Year**  
13-

LEFT/  
PASSENGER

RIGHT/  
DRIVER



REMARKS:

PART NO	DESCRIPTION	DIMENSIONS	COMMENTS
TR6091	Outer Tie Rod End	M14 x 1.5mm, 13.0/15.7mm Pin	
TR6092	Rack End	M14 x 1.5mm, M14 x 1.5mm, Length 294/313mm	
TR6134	Front Stab. Link	Length 252mm	
BJ1245	Lower Ball Joint	17.5mm Pin, Base Ø 38.7mm	
CS420L/R	Lower Control Arm		

**Model** 1.1 300, 1.3 30 P/van,  
35 P/van, 45 P/van, 1.6  
45 P/van

**Year** 68-81

LEFT/  
PASSENGER



RIGHT/  
DRIVER



SR5830



SR5831



BJ584L



BJ584R

REMARKS:

PART NO	DESCRIPTION	DIMENSIONS	COMMENTS
TR1205	Outer Tie Rod End	1/2" x 20 unf, 11.5/13.0mm Pin	68-75
TR5431	Rack End	1/2" x 20 unf, M14 x 1.5mm, Length 287/306mm	68-75
TR1384	Outer Tie Rod End	M14 x 2.0mm, 12.6/14.5mm Pin	75-81
TR5501	Rack End	M14 x 1.5mm, M14 x 2.0mm, Length 250/262mm	75-81
SR5830	Steering Rack		72-75 (Short Shaft), TR1384
SR5831	Steering Rack		75-81 (Long Shaft), TR1205
BJ584L/R	Lower Track Control Arm	13.2/15.5mm Pin	

# FORD ESCORT MKI



<b>Model</b>	<b>Year</b>
1.1, 1.3 GT, L, S/W, Super, 1.6 GT, L, XL	68-75 75-81

LEFT/  
PASSENGER



TR1205



TR5431

RIGHT/  
DRIVER



TR5431



TR1205



SRK19



SR5829



BJ584L



BJ584R

REMARKS:

PART NO	DESCRIPTION	DIMENSIONS	COMMENTS
TR1205	Outer Tie Rod End	1/2" x 20 unf, 11.5/13.0mm Pin	
TR5431	Rack End	1/2" x 20 unf, M14 x 1.5mm, Length 287/306mm	
SRK19	Rack End	Length 305mm	Repair Kit for Original Rack
SR5829	Steering Rack		
BJ584L/R	Lower Track Control Arm	13.2/15.5mm Pin	

# FORD ESCORT MKII



**Model**  
1.3L, SE, 1.6GL, L,  
Sport, 2.0 RS2000

**Year**  
75-81

LEFT/  
PASSENGER

RIGHT/  
DRIVER



TR1384



TR5501



TR5501



TR1384



SRK20



SR5830



BJ584L



BJ584R

REMARKS:

PART NO	DESCRIPTION	DIMENSIONS	COMMENTS
TR1384	Outer Tie Rod End	M14 x 2.0mm, 12.6/14.5mm Pin	
TR5501	Rack End	M14 x 1.5mm, M14 x 2.0mm, Length 250/262mm	
SRK20	Rack End	Length 242mm	Repair Kit for Original Rack
SR5830	Steering Rack		TR1384
BJ584L/R	Lower Track Control Arm	13.2/15.5mm Pin	



# FORD ESCORT MKIII



**Model**  
1.3 GL, L, 1.6 GLE, L,  
Sport, XR3, XR3i

**Year**  
81-86

LEFT/  
PASSENGER



TR1205

TR5431

RIGHT/  
DRIVER



TR5431

TR1205



SRK19



SR5831



BJ843



BJ844

REMARKS:

PART NO	DESCRIPTION	DIMENSIONS	COMMENTS
TR1205	Outer Tie Rod End	1/2" x 20 unf, 11.5/13.0mm Pin	
TR5431	Rack End	1/2" x 20 unf, M14 x 1.5mm, Length 287/306mm	
SRK19	Rack End	Length 305mm	Repair Kit for Original Rack
SR5831	Steering Rack		
BJ843	Lower Track Control Arm LHS	17mm Pin	
BJ844	Lower Track Control Arm RHS	17mm Pin	



# FORD

## ESCORT MKIV, MKV, MKVI



**Model**  
1.4i Hatchback, Sedan,  
1.6i GL Hatchback, GL  
Sedan, GLE Hatchback,  
GLE Sedan, 1.8i GLi,  
TD

**Year**  
95-00

**LEFT/  
PASSENGER**

**RIGHT/  
DRIVER**



REMARKS:

PART NO	DESCRIPTION	DIMENSIONS	COMMENTS
TR5448	Outer Tie Rod End	M14 x 2.0mm, 13.2/15.8mm Pin	
TR5449	Rack End	M14 x 1.5mm, M14 x 2.0mm, Length 312/337mm	Manual Steering
TR5571	Rack End	M14 x 1.5m, M14 x 2.0mm, Length 307/325mm	Power Steering
TR5318	Front Stab. Link	Length 238mm	
BJ1010	Lower Ball Joint	17mm Pin	
CS124	Lower Control Arm RHS		
CS125	Lower Control Arm LHS		

# FORD EVEREST



**Model**  
2.2 TDCi, 3.0 TDCi, 3.2 TDCi

**Year**  
10-

**LEFT/  
PASSENGER**

**RIGHT/  
DRIVER**



TR5983

TR5984



TR5984

TR5983



SK105



BJ966



CS1111L



CS1111R



BJ966



SK105



SK114



CS1111-14L



CS1111-14R



SK114



BJ1205

CS1114L



CS1114R



BJ1205



IA5579B

IA5579



IA5590



REMARKS: Various parts of this vehicles suspension may be supplied with grease nipples. PLEASE NOTE THAT ALL PARTS SUPPLIED WITH GREASE NIPPLES MUST BE GREASED PRIOR TO FITMENT

PART NO	DESCRIPTION	DIMENSIONS	COMMENTS
TR5983	Outer Tie Rod End	M14 x 1.5mm, 15.0/17.0mm Pin	
TR5984	Inner Tie Rod End	M14 x 1.5mm, 15.0/17.0mm Pin	
SK105	Upper V-Arm Shaft	Ø 12mm Holes	
SK114	Upper V-Arm Shaft	Ø 14mm Holes	
BJ966	Upper Ball Joint	13.5/15.1mm Pin	
CS1111L/R	Upper Control Arm	12mm Bolt Holes on V-Arm Shaft	
CS1111-14L/R	Upper Control Arm	14mm Bolt Holes on V-Arm Shaft	
BJ1205	Lower Ball Joint	19.4/22.0mm Pin	
CS1114L/R	Lower Control Arm		
IA5579	Idler Arm	14.0/16.0mm Pin, Ø 10mm Holes	
IA5579B	Idler Arm	14.0/16.0mm Pin, Ø 14mm Holes	
IA5590	Pitman Arm	16.3/18.0mm Pin, Ø 32.0/33.4mm, Spline - 28T	

# FORD EVEREST 4X2, 4X4



**Model**  
2.2 TDCi XLT, 3.0 TDCi,  
3.2 TDCi

**Year**  
15-

**LEFT/  
PASSENGER**



TR6185



TR6222



TR6258



TR6222A

**RIGHT/  
DRIVER**



TR6222



TR6185



TR6222A



TR6258



SR5868



SR5869



TR6259L



BJ1286



CS382L



CS382R



BJ1286



TR6259R



CS468L



CS468R



PSP029

FORD  
EVEREST 4X2, 4X4



CONTINUED

LEFT/  
PASSENGER

RIGHT/  
DRIVER



TR6260



BJ1287



CS383L



CS383R



BJ1287



TR6260

REMARKS:

PART NO	DESCRIPTION	DIMENSIONS	COMMENTS
TR6185	Outer Tie Rod End	M14 x 1.5mm, 14.3/17.5mm Pin, Length 205mm	For vehicles with raised suspension
TR6258	Outer Tie Rod End	M14 x 1.5mm, 14.2mm Pin, Length 218mm	Alt. For vehicles with standard suspension
TR6222	Rack End	M14 x 1.5mm, M14 x 1.5mm, Length 202/218mm	
TR6222A	Rack End	M16 x 1.5mm, M14 x 1.5mm, Length 202/218mm	
TR6259L/R	Front Stab. Link	Length 225mm	Raised Body
TR6260	Front Stab. Link	Length 255mm	Standard Body
BJ1286	Upper Ball Joint	14.5/18.0mm Pin, Base Ø 42.6mm	
SR5868	Steering Rack		Power Steering 4X2
SR5869	Steering Rack		Power Steering 4X4
CS382L/R	Upper Control Arm	Length from BJ to Bush - 208mm	Increased Ride Height (Shorter Arm)
CS468L/R	Upper Control Arm	Length from BJ to Bush - 226mm	Standard Suspension (Longer Arm)
BJ1287	Lower Ball Joint	21.4/26.1mm Pin	
CS383L/R	Lower Control Arm		
PSP029	Power Steering Pump		7PK

**Model**                      **Year**  
 4.0 Fairmont, Fairmont    96-04  
 S/W, Futura, Futura  
 S/W, GLi, XR6

LEFT/  
PASSENGER

RIGHT/  
DRIVER



TR5482



TR5483



TR5483



TR5482



BJ1017



BJ1016



BJ1016



BJ1017

REMARKS:

PART NO	DESCRIPTION	DIMENSIONS	COMMENTS
TR5482	Outer Tie Rod End	M16 x 1.5mm, 14.5mm/16.0mm Pin	
TR5483	Rack End	M14 x 1.5mm, M16 x 1.5mm, Length 331/347mm	
BJ1016	Lower Ball Joint	18.0/20.0mm Pin	
BJ1017	Upper Ball Joint	15.0/17.4mm Pin	

# FORD FIESTA




**Model**  
1.3i Flair, Flite, Fun,  
Play, 1.4i Flite, Flair,  
Fun, Trend, 1.6i Sport  
(P/S), Ambiente, Flair,  
Forte', Ghia RSi, Trend

**Year**  
96-04

**LEFT/  
PASSENGER**

**RIGHT/  
DRIVER**



REMARKS:

FORD  
FIESTA

CONTINUED



PART NO	DESCRIPTION	DIMENSIONS	COMMENTS
TR5570	Outer Tie Rod End	M14 x 1.5mm, 11.6/13.8mm Pin	Manual & Power Steering
TR5508	Rack End	M14 x 1.5mm, M14 x 2.0mm, Length 287/306mm	Manual Steering
TR5571	Rack End	M14 x 1.5mm, M14 x 2.0mm, Length 307/325mm	Power Steering
TR5380	Front Stab. Link	Length 240mm	
TR5568	Front Stab. Link	Length 298mm	Long Alt.
SR5853	Steering Rack		Manual Steering
SR5865	Steering Rack		Power Steering
BJ1019	Lower Ball Joint	16.5mm Pin	
CS154	Lower Control Arm RHS		Manual Steering
CS155	Lower Control Arm LHS		Manual Steering
CS159L/R	Lower Control Arm		Power Steering
PSP036	Power Steering Pump		



**Model**  
1.4i Trend, 1.6i Trend,  
TDCi, Ambiente, Ghia,  
2.0i ST

**Year**  
04-08

LEFT/  
PASSENGER

RIGHT/  
DRIVER



REMARKS:

PART NO	DESCRIPTION	DIMENSIONS	COMMENTS
TR5829	Outer Tie Rod End	M14 x 1.5mm, 11.6/13.8mm Pin	
TR5830	Rack End	M14 x 1.5mm, M14 x 1.5mm, Length 274/289mm	
TR5831	Front Stab. Link	Length 285mm	
BJ1136	Lower Ball Joint	16.5/17.5mm Pin	
CS230L/R	Lower Control Arm		
PSP036	Power Steering Pump		

**Model**  
1.4i Ambiente, Trend,  
Titanium, 1.6 TiVCT,  
Ambiente, Trend,  
Titanium  
1.0 Ecoboost, 1.4,  
Sedan, 1.6 Limited,  
Gtdi, 1.6i, 1.6 TDCi, ST

**Year**  
08-  
13-

LEFT/  
PASSENGER

RIGHT/  
DRIVER



REMARKS:

PART NO	DESCRIPTION	DIMENSIONS	COMMENTS
TR6257	Outer Tie Rod End	M14 x 1.5mm, 12.9mm, Pin Length 175mm	Alt.
TR5902	Rack End	M14 x 1.5mm, M14 x 1.5mm, Length 216/229mm	
TR6091	Outer Tie Rod End	M14 x 1.5mm, 13.0/15.7mm Pin	
TR6092	Rack End	M14 x 1.5mm, M14 x 1.5mm, Length 294/313mm	
TR6134	Front Stab. Link	Length 252mm	
BJ1245	Lower Ball Joint	17.5mm Pin, Base Ø 38.7mm	
CS359L/R	Lower Control Arm		

**Model**  
1.4, TDCi

**Year**  
10-

LEFT/  
PASSENGER

RIGHT/  
DRIVER



REMARKS:

PART NO	DESCRIPTION	DIMENSIONS	COMMENTS
TR5829	Outer Tie Rod End	M14 x 1.5mm, 11.6/13.8mm Pin	
TR5830	Rack End	M14 x 1.5mm, M14 x 1.5mm, Length 274/289mm	
TR5831	Front Stab. Link	Length 285mm	
BJ1304	Lower Ball Joint	18.0/19.0mm Pin	
CS840L/R	Lower Control Arm		

# FORD FOCUS I



**Model**  
1.6, 2.0i Trend, RS,  
ST170

**Year**  
00-05

LEFT/  
PASSENGER

RIGHT/  
DRIVER



REMARKS:

PART NO	DESCRIPTION	DIMENSIONS	COMMENTS
TR5622	Outer Tie Rod End	M14 x 2.0mm, 13.0mm Pin	
TR5624	Rack End	M14 x 1.5mm, M14 x 2.0mm, Length 335/353mm	
TR5531	Front Stab. Link	Length 237mm	
BJ1087	Lower Ball Joint	16.5/17.5mm Pin	
CS156	Lower Control Arm RHS		
CS157	Lower Control Arm LHS		

# FORD FOCUS II



**Model**  
1.6 Ambiente, 2.0 TDCi  
Trend, Si, Si Ambiente,  
2.5 ST

**Year**  
05-09

**LEFT/  
PASSENGER**

**RIGHT/  
DRIVER**



TR5921



TR5922



TR5922



TR5921



TR5945



TR5946



TR5946



TR5945



TR5950



BJ1181



TR6046



CS279L



CS279R



BJ1181



TR6046



TR5950



BJ1259



CS819L



CS819R



BJ1259

REMARKS:

FORD  
FOCUS II

CONTINUED



PART NO	DESCRIPTION	DIMENSIONS	COMMENTS
TR5921	Outer Tie Rod End	M16 x 1.5mm, 12.4/16.2mm Pin	
TR5922	Rack End	M14 x 1.5mm, M16 x 1.5mm, Length 293/307mm	
TR5945	Outer Tie Rod End	M17 x 1.5mm, 12.2/15.0mm Pin	Alt.
TR5946	Rack End	M14 x 1.5mm, M17 x 1.5mm, Length 292/309mm	Alt.
TR5950	Front Stab. Link	Length 300mm	
TR6046	Rear Stab. Link	Length 77mm	
BJ1181	Lower Ball Joint	15.0/19.0mm Pin	
BJ1259	Lower Ball Joint	18.1/21.7mm Pin	
CS279L/R	Lower Control Arm		Use with BJ1181
CS819L/R	Lower Control Arm		Use with BJ1259

**Model**  
1.6i, 1.8 Si, Ambiente,  
Trend, 2.0 GDi, 2.0  
TDCi, 2.0 GTDi ST1 &  
ST2, 2.5, RS

**Year**  
11-

**LEFT/  
PASSENGER**

**RIGHT/  
DRIVER**



REMARKS:

PART NO	DESCRIPTION	DIMENSIONS	COMMENTS
TR5921	Outer Tie Rod End	M16 x 1.5mm, 12.4/16.2mm Pin	
TR5922	Rack End	M14 x 1.5mm, M16 x 1.5mm, Length 293/307mm	
TR6351	Outer Tie Rod End	M16 x 1.5mm, 12.4mm Pin, Length 111mm	
TR6352	Rack End	M14 x 1.5mm, M16 x 1.5mm, Length 300mm	
TR5950	Front Stab. Link	Length 300mm	
TR6046	Rear Stab. Link	Length 76mm	
BJ1338L/R	Lower Ball Joint	21mm Pin	
CS851L/R	Lower Control Arm		
CS454L/R	Lower Control Arm	21mm Pin	

**Model**  
1.5, 2.0 Ecoboost,  
Trend, 2.0 Ecoboost  
Titanium, 2.0 TDCi  
Titanium

**Year**  
15-

**LEFT/  
PASSENGER**

**RIGHT/  
DRIVER**



REMARKS:

PART NO	DESCRIPTION	DIMENSIONS	COMMENTS
TR6454	Outer Tie Rod End	M18 x 1.5mm, 16.0mm Pin, Length 115mm	
TR6455	Rack End	M16 x 1.5mm, M18 x 1.5mm, Length 304mm	
TR6456	Front Stab. Link	Length 300mm	
TR6457	Rear Stab. Link	Length 120mm	
CS456L/R	Lower Control Arm	24mm Pin	



# FORD GRANADA



**Model**  
2.0 GL, GLE, 2.5L, 3.0,  
Coupe, Ghia, GL, GLE,  
GXL, GLE, GXL, L, XL

**Year**  
72-86

LEFT/  
PASSENGER

RIGHT/  
DRIVER



TR1384



TR1384



BJ710



BJ710



BJ711



BJ711

REMARKS:

PART NO	DESCRIPTION	DIMENSIONS	COMMENTS
TR1384	Outer Tie Rod End	M14 x 2.0mm, 12.6/14.5mm Pin	
BJ710	Upper Ball Joint	15.5/17.5mm Pin	
BJ711	Lower Ball Joint	15.2/17.4mm Pin	

**Model**  
1.8 1 Ton P/up, 2.0 1  
Ton P/up, Bus, P/van

**Year**  
85-97

LEFT/  
PASSENGER

RIGHT/  
DRIVER



REMARKS: Various parts of this vehicles suspension may be supplied with grease nipples. PLEASE NOTE THAT ALL PARTS SUPPLIED WITH GREASE NIPPLES MUST BE GREASED PRIOR TO FITMENT

FORD  
HUSKY

CONTINUED



PART NO	DESCRIPTION	DIMENSIONS	COMMENTS
TR5347	Outer Tie Rod End	M14 x 1.5mm, 13.5/15.0mm Pin	
TR5349	Inner Tie Rod End	M14 x 1.5mm, 13.0/15.5mm Pin	
DL5553	Side Rod Assy.	13.0/15.0mm Pin, Length 440mm	
SK104	Upper V-Arm Shaft	Length 236mm	
BJ940	Upper Ball Joint	16.0/18.3mm Pin, Base Ø 39mm	
CS300	Upper Control Arm		
BJ941	Lower Ball Joint	19.5/22.0mm Pin	
IA5545	Idler Arm	13.4mm Pin	
IA5546	Bell Crank	13.4mm Pin, Ø 25.0MM, Spline - 36T	
IA5558	Relay Arm	23.4mm Pin, Spline - 36T	
IAB6009	Idler Arm Bush		RHS
IAB6045	Idler Arm Bush		LHS

# FORD IKON



**Model**  
1.3i Low, LX, 1.6i Low,  
High LX, CLX

**Year**  
01-07  
07-

LEFT/  
PASSENGER



RIGHT/  
DRIVER



SR5739



REMARKS:

FORD  
IKON

CONTINUED



PART NO	DESCRIPTION	DIMENSIONS	COMMENTS
TR5570	Outer Tie Rod End	M14 x 1.5mm, 11.6/13.8mm Pin	Manual & Power Steering
TR5508	Rack End	M14 x 1.5mm, M14 x 2.0mm, Length 287/306mm	Manual Steering
TR5571	Rack End	M14 x 1.5mm, M14 x 2.0mm, Length 307/325mm	Power Steering
TR5380	Front Stab. Link	Length 240mm	
TR5568	Front Stab. Link	Length 298mm	Alt.
SR5739	Steering Rack		Power Steering
BJ1019	Lower Ball Joint	16.5mm Pin	
CS154	Lower Control Arm RHS		Manual Steering
CS155	Lower Control Arm LHS		Manual Steering
CS159L/R	Lower Control Arm LHS		Power Steering
PSP030	Power Steering Pump		6PK

Model 1.4, TDCi, 1.6  
Year 07-

LEFT/  
PASSENGER

RIGHT/  
DRIVER



REMARKS:

PART NO	DESCRIPTION	DIMENSIONS	COMMENTS
TR5829	Outer Tie Rod End	M14 x 1.5mm, 11.6/13.8mm Pin	
TR5830	Rack End	M14 x 1.5mm, M14 x 1.5mm, Length 274/289mm	
TR5831	Front Stab. Link	Length 285mm	
BJ1304	Lower Ball Joint	18.0/19.0mm Pin	
BJ1136	Lower Ball Joint	16.5/17.5mm Pin	Alt.
CS840L/R	Lower Control Arm		with BJ1304

# FORD KA (RB)



**Model**  
1.3 Ambiente, Trend,  
Collection

**Year**  
05-09

**LEFT/  
PASSENGER**

**RIGHT/  
DRIVER**



REMARKS:

PART NO	DESCRIPTION	DIMENSIONS	COMMENTS
TR6098	Outer Tie Rod End	M10 x 1.25mm, 1/2" x 20 unf, 11.9/14.0mm Pin	
TR5508K	Rack End	M14 x 1.5mm, 1/2" x 20 unf, Length 300mm	Ford KA
TR5380	Front Stab. Link	Length 240mm	Alt.
TR5568	Front Stab. Link	Length 298mm	
BJ1019	Lower Ball Joint	16.5mm Pin	
CS365L/R	Lower Control Arm		
PSP030	Power Steering Pump		6PK

# FORD KUGA 4X2, 4X4



**Model**  
1.5, 1.6 Ecoboost FWD  
2.0 TDCi Powershift  
AWD

**Year**  
12-

**LEFT/  
PASSENGER**

**RIGHT/  
DRIVER**



TR6227



TR5922



TR5922



TR6227



TR6351



BJ1297L



CS832L



CS832R



BJ1297R



TR6351



TR6229



TR5950



CS852L



CS852R



TR5950



TR6229

REMARKS:

PART NO	DESCRIPTION	DIMENSIONS	COMMENTS
TR6227	Outer Tie Rod End	M16 x 1.5mm, 12.4/16.1mm Pin	
TR6351	Outer Tie Rod End	M16 x 1.5mm, 12.4mm Pin, Length 111mm	
TR5922	Rack End	M14 x 1.5mm, M16 x 1.5mm, Length 293/307mm	
TR5950	Front Stab. Link	Length 300mm	
TR6229	Rear Stab. Link	Length 180mm	
BJ1297L/R	Lower Ball Joint	21mm Pin	
CS832L/R	Lower Control Arm		
CS852L/R	Lower Control Arm		



# FORD LASER/METEOR



**Model**  
1.3 Dash, L Tracer H/B,  
Plus, Sedan, Tonic, 1.4L,  
1.5 GL, GLS, Sport, 1.6  
GL, Sport Tracer H/B,  
Sedan, 1.6i Sport, Tracer,  
TX3 2.0i RS  
**Year**  
86-02

1.3, GL, L, 1.4 LX, 1.5 GLS,  
1.6 16, GL, GLE, GLi, 2.0  
GLE, GLi 86-95



REMARKS:

PART NO	DESCRIPTION	DIMENSIONS	COMMENTS
TR5184	Outer Tie Rod End	M12 x 1.25mm, 12.8/14.3mm Pin	
TR5461	Rack End	M14 x 1.5mm, M12 x 1.25mm, Length 305/325mm	Without Power Steering
TR5345	Outer Tie Rod End	M12 x 1.25mm, 13.0/14.0mm Pin	Alt.
TR5462	Rack End	M17 x 1.0mm, M12 x 1.25mm, Length 306/324mm	With Power Steering
SR5991	Steering Rack		
BJ926	Lower Ball Joint	16mm Pin	
CS121	Lower Control Arm RHS		
CS120	Lower Control Arm LHS		

# FORD MONDEO



**Model**                      **Year**  
 1.8 TDi LX, 1.8i LX, 2.0i    97-01  
 Aspen, CLX, 2.5i Si

**LEFT/  
PASSENGER**

**RIGHT/  
DRIVER**



TR5488



TR5509



TR5509



TR5488



TR5466



TR5510



TR5510



TR5466



TR5511



BJ1013



CS315L



CS315R



BJ1013



TR5511

REMARKS:

PART NO	DESCRIPTION	DIMENSIONS	COMMENTS
TR5488	Outer Tie Rod End	M16 x 1.5mm, 12.2/14.7mm Pin	
TR5509	Rack End	M14 x 1.5mm, M16 x 1.5mm, Length 332/350mm	1.8, 2.0 14" Wheels
TR5466	Outer Tie Rod End	M16 x 1.5mm, 12.7/16.2mm Pin	
TR5510	Rack End	M14 x 1.5mm, M16 x 1.5mm, Length 330/346mm	2.5i 15" Wheels
TR5511	Front Stab. Link	Length 236mm	
BJ1013	Lower Ball Joint	18mm Pin	
CS315L/R	Lower Control Arm		

# FORD MONDEO II



**Model**  
2.0 Ghia

**Year**  
01-06

**LEFT/  
PASSENGER**

**RIGHT/  
DRIVER**



REMARKS:

PART NO	DESCRIPTION	DIMENSIONS	COMMENTS
TR5466A	Outer Tie Rod End	M16 x 1.5mm, 12.7mm Pin	
TR5468	Rack End	M14 x 1.5mm, M16 x 1.5mm, Length 343/361mm	2.0 16" Wheels
TR5511A	Front Stab. Link	Length 250mm	
BJ1013A	Lower Ball Joint	21mm Pin	
CS160L/R	Lower Control Arm		

# FORD RANGER



**Model**  
1.8 P/up, XL, P/up, 2.2 P/up, 2.8TD, D/C P/up, XL, High Trail, XLT, D/C SuperCab XLT, XLE D/C P/up., 3.0 TDCi

**Year**  
99-11

**LEFT/  
PASSENGER**

**RIGHT/  
DRIVER**



TR5513



TR5308



TR5339



TR5338



SK105



BJ966



CS1111L



SK114



CS1111-14L



SK510



CS1112L



BJ1291



BJ967



CS126L



TR5308



TR5513



TR5338



TR5339



CS1111R



BJ966



SK105



CS1111-14R



SK114



CS1112R



SK510



CS126R



BJ967



BJ1291

# FORD RANGER

CONTINUED



LEFT/  
PASSENGER



BJ983



BJ1205



CS1114L



IA5579



IA5579B

RIGHT/  
DRIVER



BJ983



BJ1205



CS1114R



IA5559



IA5580



IA5581



REMARKS: Various parts of this vehicles suspension may be supplied with grease nipples. PLEASE NOTE THAT ALL PARTS SUPPLIED WITH GREASE NIPPLES MUST BE GREASED PRIOR TO FITMENT

# FORD RANGER

CONTINUED



PART NO	DESCRIPTION	DIMENSIONS	COMMENTS
TR5513	Outer Tie Rod End	M14 x 1.5mm, 14.0/16.0mm Pin	
TR5308	Inner Tie Rod End	M14 x 1.5mm, 14.0/16.0mm Pin	Alt.
TR5339	Outer Tie Rod End	M14 x 1.5mm, 13.7/14.5mm Pin	LHT
TR5338	Inner Tie Rod End	M14 x 1.5mm, 14.0/15.0mm Pin	
SK105	Upper V-Arm Shaft	Ø 12mm Holes	
SK114	Upper V-Arm Shaft	Ø 14mm Holes	
BJ966	Upper Ball Joint	13.5/15.1mm Pin	
CS1111L/R	Upper Control Arm	12mm Bolt Holes on V-Arm Shaft	Hi Trail
CS1111-14L/R	Upper Control Arm	14mm Bolt Holes on V-Arm Shaft	Hi Trail, Alt.
SK510	Upper V-Arm Shaft	Length 248mm, PCD 111mm	
CS1112L/R	Upper Control Arm		Standard Body
BJ983	Lower Ball Joint	17.8/20.2mm Pin	Hi Trail
BJ1205	Lower Ball Joint	19.4/22.0mm Pin	
CS1114L/R	Lower Control Arm		Hi Trail
BJ967	Lower Ball Joint	18.0/20.0mm Pin	Standard Body
BJ1291	Lower Ball Joint	19.5/22.0mm Pin	Alt.
CS126L/R	Lower Control Arm		Standard Body
IA5559	Pitman Arm	13.6/15.1mm Pin, Ø 27.0mm, Spline - 43T	1.8, 99-00
IA5579	Idler Arm	Ø 10mm, 14.0/16.0 Pin	STD & Hi Trail
IA5579B	Idler Arm	Ø 14mm, 14.0/16.0 Pin	STD & Hi Trail
IA5580	Pitman Arm	14.3/16.0mm Pin, Ø 30.0mm, Spline - 36T	1.8, 99-00
IA5581	Pitman Arm	15.3/17.0mm Pin, Ø 30.0mm, Spline - 36T	2.2, 2.5, 99-09

# FORD RANGER 4X4



**Model**  
2.5 TD D/C P/up, XL,  
High Trail XL, XLT, D/C,  
Super Cab XLT P/up,  
3.0 TDCi, 4.0i V6 Sub  
Cab, XLT Hi Trail, Super  
Cab XLT, XLE D/C P/up

**Year**  
00-06

**LEFT/  
PASSENGER**

**RIGHT/  
DRIVER**



TR5513



TR5308



TR5308



TR5513



SK105



BJ966



CS1111L



CS1111R



BJ966



SK105



SK114



CS1111-14L



CS1111-14R



SK114



IA5579



BJ983



CS1114L



CS1114R



BJ983



IA5580



IA5579B



BJ1205



BJ1205



IA5581



BJ1291



CS850L



CS850R



BJ1291



# FORD RANGER 4X4



CONTINUED



REMARKS: Various parts of this vehicles suspension may be supplied with grease nipples. PLEASE NOTE THAT ALL PARTS SUPPLIED WITH GREASE NIPPLES MUST BE GREASED PRIOR TO FITMENT

PART NO	DESCRIPTION	DIMENSIONS	COMMENTS
TR5513	Outer Tie Rod End	M14 x 1.5mm, 14.0/16.0mm Pin	
TR5308	Inner Tie Rod End	M14 x 1.5mm, 14.0/16.0mm Pin	
SK105	Upper V-Arm Shaft	Ø 12mm Holes	
SK114	Upper V-Arm Shaft	Ø 14mm Holes	
BJ966	Upper Ball Joint	13.5/15.1mm Pin	
CS1111L/R	Upper Control Arm	12mm Bolt Holes on V-Arm Shaft	Hi Trail
CS1111-14L/R	Upper Control Arm	14mm Bolt Holes on V-Arm Shaft	Hi Trail, Alt.
BJ983	Lower Ball Joint	17.8/20.2mm Pin	
BJ1205	Lower Ball Joint	19.4/22.0mm Pin	
CS1114L/R	Lower Control Arm		
BJ1291	Lower Ball Joint	19.5/22.0mm Pin	Alt.
CS850L/R	Lower Control Arm		
IA5579	Idler Arm	Ø 10mm, 14.0/16.0 Pin	
IA5579B	Idler Arm	Ø 14mm, 14.0/16.0 Pin	
IA5580	Pitman Arm	14.3/16.0mm Pin, Ø 30.0mm, Spline - 36T	1.8, 99-00
IA5581	Pitman Arm	15.3mm Pin, Ø 30.0mm, Spline - 36T	2.2, 2.5, 99-09



# FORD RANGER 4X2, 4X4



**Model**  
2.5 TD D/C P/up, XL,  
High Trail XL, High Trail  
XL, High Trail XLT D/C  
Super Cab XLT, 3.0  
TDCi, 4.0i V6, SubCab  
XLT, Hi Trail, Super Cab  
XLT, XLE D/C P/up  
3.0 TDCi

**Year**  
07-11  
  
11-

**LEFT/  
PASSENGER**

**RIGHT/  
DRIVER**



TR5983  
TR5983A



TR5984



TR5984



TR5983  
TR5983A



SK105



BJ966



CS1111L



CS1111R



BJ966



SK105



SK114



CS1111-14L



CS1111-14R



SK114



CS1112L



CS1112R



BJ1291



CS850L



CS850R



BJ1291

FORD  
RANGER 4X2, 4X4



CONTINUED

LEFT/  
PASSENGER



BJ983



BJ1205



CS1114L



IA5579



IA5579B

RIGHT/  
DRIVER



BJ983



BJ1205



CS1114R



IA5580



IA5581



IA5590



REMARKS: Various parts of this vehicles suspension may be supplied with grease nipples. PLEASE NOTE THAT ALL PARTS SUPPLIED WITH GREASE NIPPLES MUST BE GREASED PRIOR TO FITMENT

**FORD**  
**RANGER 4X2, 4X4**



CONTINUED

PART NO	DESCRIPTION	DIMENSIONS	COMMENTS
TR5983	Outer Tie Rod End	M14 x 1.5mm, 15.0/17.0mm Pin	
TR5983A	Outer Tie Rod End	M14 x 1.5mm, 14.7/16.2mm Pin	Standard Body
TR5984	Inner Tie Rod End	M14 x 1.5mm, 15.0/17.0mm Pin	
SK105	Upper V-Arm Shaft	Ø 12mm Holes	
SK114	Upper V-Arm Shaft	Ø 14mm Holes	
BJ966	Upper Ball Joint	13.5/15.1mm Pin	
CS1111L/R	Upper Control Arm	12mm Bolt Holes on V-Arm Shaft	Hi Trail
CS1111-14L/R	Upper Control Arm	14mm Bolt Holes on V-Arm Shaft	Hi Trail, Alt.
CS1112L/R	Upper Control Arm		Standard Body
BJ983	Lower Ball Joint	17.8/20.2mm Pin	
BJ1205	Lower Ball Joint	19.4/22.0mm Pin	
CS1114L/R	Lower Control Arm		
BJ1291	Lower Ball Joint	19.5/22.0mm Pin	Alt.
CS850L/R	Lower Control Arm		
IA5579	Idler Arm	Ø 10mm, 14.0/16.0 Pin	
IA5579B	Idler Arm	Ø 14mm, 14.0/16.0 Pin	
IA5580	Pitman Arm	14.3/16.0mm Pin, Ø 30.0mm, Spline - 36T	1.8, 99-00
IA5581	Pitman Arm	15.3mm Pin, Ø 30.0mm, Spline - 36T	2.2, 2.5, 99-09
IA5590	Pitman Arm	16.3/18.0mm Pin, Ø 32.0/33.4mm, Spline - 28T	

# FORD RANGER T6



**Model**  
2.2 TDCi, 2.5 Duratec,  
3.2 TDCi

**Year**  
12-

**LEFT/  
PASSENGER**



TR6185



TR6222



TR6258



TR6222A

**RIGHT/  
DRIVER**



TR6222



TR6185



TR6222A



TR6258



SR5868



SR5869



TR6259L



BJ1286



CS382L



CS382R



BJ1286



TR6259R



CS468L



CS468R



PSP029

# FORD RANGER T6



CONTINUED

LEFT/  
PASSENGER

RIGHT/  
DRIVER



TR6260



BJ1287



CS383L



CS383R



BJ1287



TR6260

REMARKS:

PART NO	DESCRIPTION	DIMENSIONS	COMMENTS
TR6185	Outer Tie Rod End	M14 x 1.5mm, 14.3/17.5mm Pin, Length 205mm	For vehicles with raised suspension
TR6258	Outer Tie Rod End	M14 x 1.5mm, 14.2mm Pin, Length 218mm	Alt. For vehicles with standard suspension
TR6222	Rack End	M14 x 1.5mm, M14 x 1.5mm, Length 202/218mm	
TR6222A	Rack End	M16 x 1.5mm, M14 x 1.5mm, Length 202/218mm	
TR6259L/R	Front Stab. Link	Length 225mm	Raised Body
TR6260	Front Stab. Link	Length 255mm	Standard Body
BJ1286	Upper Ball Joint	14.5/18.0mm Pin, Base Ø 42.6mm	
SR5868	Steering Rack		Power Steering 4X2
SR5869	Steering Rack		Power Steering 4X4
CS382L/R	Upper Control Arm	Length from BJ to Bush - 208mm	Increased Ride Height (Shorter Arm)
CS468L/R	Upper Control Arm	Length from BJ to Bush - 226mm	Standard Suspension (Longer Arm)
BJ1287	Lower Ball Joint	21.4/26.1mm Pin	
CS383L/R	Lower Control Arm		
PSP029	Power Steering Pump		7PK

# FORD SAPPHIRE, SIERRA



<b>Model</b>	<b>Year</b>
1.6L, 2.0 GL, GLE, 2.0i GLi Exec, 3.0 Ghia, GLX	89-93
1.6 GL, L, S/W, 3.0 GLS, GLX, LX, LX, XR6, 3.0i RS	83-93

LEFT/  
PASSENGER

RIGHT/  
DRIVER



TR5181



TR5407



TR5407



TR5181



SR5735



BJ850



BJ851

REMARKS:

PART NO	DESCRIPTION	DIMENSIONS	COMMENTS
TR5181	Outer Tie Rod End	M14 x 2.0mm, 12.3/14.5mm Pin	
TR5407	Rack End	M14 x 1.5mm, M14 x 2.0mm, Length 282/295mm	
SR5735	Steering Rack		
BJ850	Lower Track Control Arm	14.0/17.5mm Pin	
BJ851	Lower Track Control Arm	14.0/17.5mm Pin	

# FORD SPECTRON



**Model**  
2.2 Bus, P/van

**Year**  
91-02

LEFT/  
PASSENGER

RIGHT/  
DRIVER



TR5411



TR5420



TR5420



TR5411



BJ903



BJ903



BJ904



BJ904

REMARKS:


PART NO	DESCRIPTION	DIMENSIONS	COMMENTS
TR5411	Outer Tie Rod End	M14 x 1.5mm, 14.0/16.0mm Pin	
TR5420	Rack End	M17 x 1.0mm, M14 x 1.5mm, Length 175/199mm	
BJ903	Upper Ball Joint	17.8/20.2mm Pin	
BJ904	Lower Ball Joint	19.7/22.0mm Pin	

**Model**  
2.0 GL, GLE, GLi, 2.5  
Ghia, GLi, TX5 2.5 RSi

**Year**  
93-98

LEFT/  
PASSENGER

RIGHT/  
DRIVER



REMARKS:

PART NO	DESCRIPTION	DIMENSIONS	COMMENTS
TR5408	Outer Tie Rod End	M14 x 1.5mm, 12.9/14.5mm Pin	
TR5410	Rack End	M18 x 1.5mm, M14 x 1.5mm, Length 312/329mm	
TR5496L/R	Front Stab. Link	Length 103mm	
TR5704	Rear Stab. Link	Length 89mm	
BJ928	Lower Ball Joint	18mm Pin, Base Ø 42.7mm	
CS166	Lower Control Arm RHS		
CS167	Lower Control Arm LHS		



**Model** 4.0i TX, Ghia, AWD, ST, ST AWD SUV  
**Year** 05-

LEFT/  
PASSENGER

RIGHT/  
DRIVER



TR6096



TR6095



TR6095



TR6096



TR5660



BJ1267L



BJ1267R



BJ1250



BJ1250



BJ1249



BJ1249



TR5660

REMARKS:

PART NO	DESCRIPTION	DIMENSIONS	COMMENTS
TR6096	Outer Tie Rod End	M16 x 1.5mm, 14.0/15.8mm Pin	
TR6095	Rack End	M16 x 1.5mm, M16 x 1.5mm, Length 308/328mm	
TR5660	Front Stab. Link	Length 323mm	
BJ1249	Lower Ball Joint	17.4/20.0mm Pin	
BJ1250	Upper Ball Joint	18.0mm Pin	
BJ1267L/R	Track Control Arm	18.4/22.0mm Pin	

# FORD TOURNEO / TRANSIT



**Model**  
2.2 TDCi, Hi, Low,  
Sport

**Year**  
13-

LEFT/  
PASSENGER

RIGHT/  
DRIVER



TR6353



TR6354



TR6354



TR6353



TR6355



BJ1339



CS421L



CS421R



BJ1339



TR6355

REMARKS:

PART NO	DESCRIPTION	DIMENSIONS	COMMENTS
TR6353	Outer Tie Rod End	M16 x 1.5mm, 16.8mm Pin, Length 90mm	
TR6354	Rack End	M16 x 1.5mm, M16 x 1.5mm, Length 380mm	
TR6355	Front Stab. Link	Length 290mm	
BJ1339	Lower Ball Joint	18.2mm Pin, Base Ø 44.5mm	
CS421L/R	Lower Control Arm		

# FORD

## TOURNEO CONNECT / TRANSIT CONNECT



**Model**                      **Year**  
 1.0 Ecoboost, 1.5 TDCi, 13-  
 1.6 TDCi

**LEFT/  
PASSENGER**

**RIGHT/  
DRIVER**



REMARKS:

PART NO	DESCRIPTION	DIMENSIONS	COMMENTS
TR6351	Outer Tie Rod End	M16 x 1.5mm, 12.4mm Pin, Length 111mm	
TR5922	Rack End	M14 x 1.5mm, M16 x 1.5mm, Length 293/307mm	
TR5923	Front Stab. Link	Length 300mm	
BJ1338L/R	Lower Ball Joint	21mm Pin	
CS851L/R	Lower Control Arm		

Model  
2.2 Lux, Standard

Year  
07-

LEFT/  
PASSENGER

RIGHT/  
DRIVER



REMARKS:

PART NO	DESCRIPTION	DIMENSIONS	COMMENTS
TR5897	Outer Tie Rod End	M18 x 1.5mm, 16.0/18.0mm Pin	
TR5896	Inner Tie Rod End	M18 x 1.5mm, 16.0/18.0mm Pin	
CL10	Connecting Tube	M18 x 1.5mm, Length 120mm	
BJ933	Upper Ball Joint	15.0/17.0mm Pin	
CS803L/R	Upper Control Arm		
BJ934	Lower Ball Joint	18.0/20.0mm Pin	
CS212L/R	Lower Control Arm		

Model  
2.2i, 2.8TD

Year  
10-

LEFT/  
PASSENGER

RIGHT/  
DRIVER



LEFT/  
PASSENGER



CS805L

RIGHT/  
DRIVER



CS805R

REMARKS:

PART NO	DESCRIPTION	DIMENSIONS	COMMENTS
TR5806	Outer Tie Rod End	M14 x 1.5mm, 16.0/18.0mm Pin	
TR5400	Rack End	M14 x 1.5mm, M14 x 1.5mm, Length 296/312 mm	
TR6105	Rack End	M14 x 1.5mm, M14 x 1.5mm, Length 304/320mm	Alt.1
TR6173	Rack End	M18 x 1.5mm, M14 x 1.5mm, Length 293/310mm	Alt.2
TR5580	Rack End	M16 x 1.5mm, M14 x 1.5mm, Length 324/340mm	Alt.3
TR6182L/R	Front Stab. Link	Length 158mm	
BJ1137	Upper Ball Joint	17.6/20.3mm Pin	
CS824L/R	Upper Control Arm		
BJ1221	Upper Ball Joint	17.6/20.0mm Pin	Alt.
CS827L/R	Upper Control Arm		
BJ994	Lower Ball Joint	20.5/23.0mm Pin	
CS404L/R	Lower Control Arm		
CS805L/R	Lower Control Arm		

# FOTON VIEW



**Model**  
2.2, Bus

**Year**  
07-

**LEFT/  
PASSENGER**

**RIGHT/  
DRIVER**



TR5418



TR5419



TR5419



TR5418



TR5418A



TR5419A



TR5419A



TR5418A



BJ984



CS227L



CS227R



BJ984



BJ947



BJ931



CS222L



CS222R



BJ931



BJ947

REMARKS:

PART NO	DESCRIPTION	DIMENSIONS	COMMENTS
TR5418	Outer Tie Rod End	M17 x 1.5mm, 14.6/16.5mm Pin	
TR5419	Rack End	M14 x 1.5mm, M17 x 1.5mm Length 276/293mm	
TR5418A	Outer Tie Rod End	M15 x 1.5mm, 14.5/16.0mm Pin	Alt.
TR5419A	Rack End	M14 x 1.5mm, M15 x 1.5mm Length 275/291mm	Alt.
BJ984	Upper Ball Joint	17.0/19.0mm Pin	
CS227L/R	Upper Control Arm	17.0mm Pin	
BJ931	Lower Ball Joint	18.0/20.0mm Pin	
BJ947	Lower Ball Joint	17.0/19.5mm Pin	Alt.
CS222L/R	Lower Control Arm		

# GONOW X-SPACE



**Model**  
2.2i, 2.8, 2.8TD

**Year**  
07-

**LEFT/  
PASSENGER**

**RIGHT/  
DRIVER**



REMARKS:

PART NO	DESCRIPTION	DIMENSIONS	COMMENTS
TR5897	Outer Tie Rod End	M18 x 1.5mm, 16.0/18.0mm Pin	
TR5896	Inner Tie Rod End	M18 x 1.5mm, 16.0/18.0mm Pin	
CL10	Connecting Tube	M18 x 1.5mm, Length 120mm	
BJ933	Upper Ball Joint	15.0/17.0mm Pin	
CS803L/R	Upper Control Arm		
BJ934	Lower Ball Joint	18.0/20.0mm Pin	
CS212L/R	Lower Control Arm		



**Model**  
2.2 Lux, Standard  
2.8TDi

**Year**  
07-  
08-

**LEFT/  
PASSENGER**



**RIGHT/  
DRIVER**



REMARKS:

PART NO	DESCRIPTION	DIMENSIONS	COMMENTS
TR5897	Outer Tie Rod End	M18 x 1.5mm, 16.0/18.0mm Pin	
TR5896	Inner Tie Rod End	M18 x 1.5mm, 16.0/18.0mm Pin	
CL10	Connecting Tube	M18 x 1.5mm, Length 120mm	
BJ933	Upper Ball Joint	15.0/17.0mm Pin	
CS803L/R	Upper Control Arm		
BJ934	Lower Ball Joint	18.0/20.0mm Pin	
CS212L/R	Lower Control Arm		
PSP007	Power Steering Pump		08-

# GWM STEED 3 & 5



**Model**  
2.2i  
2.0 D, 2.2 MPi, 2.4 MPi,  
2.5 Tci

**Year**  
09-  
11-

**LEFT/  
PASSENGER**

**RIGHT/  
DRIVER**



GWM  
STEED 3 & 5



CONTINUED

LEFT/  
PASSENGER



CS805L

RIGHT/  
DRIVER



CS805R

REMARKS:

PART NO	DESCRIPTION	DIMENSIONS	COMMENTS
TR5806	Outer Tie Rod End	M14 x 1.5mm, 16.0/18.0mm Pin	
TR5400	Rack End	M14 x 1.5mm, M14 x 1.5mm, Length 296/312 mm	
TR6105	Rack End	M14 x 1.5mm, M14 x 1.5mm, Length 304/320mm	Alt.1
TR6173	Rack End	M18 x 1.5mm, M14 x 1.5mm, Length 293/310mm	Alt.2
TR5580	Rack End	M16 x 1.5mm, M14 x 1.5mm, Length 324/340mm	Alt.3
TR6182L/R	Front Stab. Link	Length 158mm	
BJ1137	Upper Ball Joint	17.6/20.3mm Pin	
CS824L/R	Upper Control Arm		
BJ1221	Upper Ball Joint	17.6/20.0mm Pin	Alt.
CS827L/R	Upper Control Arm		
BJ994	Lower Ball Joint	20.5/23.0mm Pin	
CS404L/R	Lower Control Arm		
CS805L/R	Lower Control Arm		

# HONDA ACCORD VII



**Model**                      **Year**  
 2.0i VTEC, 2.2i DTEC,      03-08  
 Tourer Exec., 2.4i

**LEFT/  
PASSENGER**

**RIGHT/  
DRIVER**



REMARKS:

PART NO	DESCRIPTION	DIMENSIONS	COMMENTS
TR6054	Outer Tie Rod End	M14 x 1.5mm, 12.7/14.1mm Pin	
TR6053	Rack End	M18 x 1.5mm, M14 x 1.5mm, Length 126/142mm	
TR6022L/R	Front Stab. Link	Length 81mm	
TR6281L/R	Rear Stab. Link	Length 113mm	
BJ1226	Upper Ball Joint	12.7mm Pin, Base Ø 35.2mm	
CS335L/R	Upper Control Arm		
BJ1225	Lower Ball Joint	17.3mm Pin, Base Ø 43.05mm	

# HONDA ACCORD VIII



**Model**                      **Year**  
2.0 i-VTEC, 2.2 i-DTEC, 08-15  
2.4

**LEFT/  
PASSENGER**

**RIGHT/  
DRIVER**



REMARKS:

PART NO	DESCRIPTION	DIMENSIONS	COMMENTS
TR6283	Outer Tie Rod End	M14 x 1.5mm, 13.7mm Pin, Length 198mm	
TR6284	Rack End	M18 x 1.5mm, M14 x 1.5mm, Length 131mm	
TR6022L/R	Front Stab. Link	Length 81mm	
TR6282L/R	Rear Stab. Link	Length 145mm	
BJ1228	Upper Ball Joint	12.6/14.0mm Pin, Base Ø 35.5mm	
CS849L/R	Upper Control Arm		BJ1228
BJ1308	Lower Ball Joint	19.3mm Pin, Base Ø 48.6mm	

# HONDA BALLADE



**Model**  
SA 4 1300

**Year**  
82-85

LEFT/  
PASSENGER

RIGHT/  
DRIVER



TR5184



TR5185



TR5185



TR5184



BJ852



BJ852

REMARKS:

PART NO	DESCRIPTION	DIMENSIONS	COMMENTS
TR5184	Outer Tie Rod End	M12 x 1.25mm, 12.8/14.3mm Pin	
TR5185	Inner Rack End	M12 x 1.25mm, M12 x 1.25mm, Length 261/292mm	
BJ852	Lower Track Control Arm	12.8/14.2mm Pin	

# HONDA

## BALLADE SC 9, PRELUDE



<b>Model</b>	<b>Year</b>
130, 150, 150i, 160i	84-89
1.8EX	84-87

LEFT/  
PASSENGER

RIGHT/  
DRIVER



TR5345



TR5350



TR5350



TR5345



BJ959L



BJ959R

REMARKS:

PART NO	DESCRIPTION	DIMENSIONS	COMMENTS
TR5345	Outer Tie Rod End	M12 x 1.5mm, 13.0/14.0mm Pin	
TR5350	Rack End	M12 x 1.25mm, M12 x 1.25mm, Length 278/310mm	
BJ959L/R	Lower Track Control Arm	14.5/16.0mm Pin	130, 150

# HONDA BALLADE SH 4



<b>Model</b> 150, 160i 1.6 CRX	<b>Year</b> 89-92 91-93
--------------------------------------	-------------------------------

**LEFT/  
PASSENGER**

**RIGHT/  
DRIVER**



REMARKS:

PART NO	DESCRIPTION	DIMENSIONS	COMMENTS
TR5344	Outer Tie Rod End	M14 x 1.5mm, 13.0/14.2mm Pin	
TR5351	Rack End	M12 x 1.25mm, M14 x 1.5mm, Length 150/181mm	
TR5552	Front Stab. Link	Length 55mm	
TR5487L/R	Rear Stab. Link	Length 90mm	
BJ1021	Upper Ball Joint	12.9/14.0mm Pin, Base Ø 35.2mm	
CS107L/R	Upper Control Arm		
BJ962	Lower Ball Joint	14.5/16.0mm Pin, Base Ø 40.0mm	
CS366L/R	Lower Control Arm		



# HONDA

## BALLADE SR 4, SO 4, CIVIC SO 3



<b>Model</b>	<b>Year</b>
150, i Encore, Luxline, Spreeline, 160E, i Luxline, Spreeline, VTEC, 180i Luxline	92-00
150i Luxline, Spreeline, 160i Luxline, VTEC	96-00



REMARKS:

PART NO	DESCRIPTION	DIMENSIONS	COMMENTS
TR5344	Outer Tie Rod End	M14 x 1.5mm, 13.0/14.2mm Pin	
TR5478	Rack End	M12 x 1.25mm, M14 x 1.5mm, Length 169/185mm	
TR5552	Front Stab. Link	Length 55mm	
TR5487L/R	Rear Stab. Link	Length 90mm	
BJ1021	Upper Ball Joint	12.9/14.0mm Pin, Base Ø 35.2mm	
CS609L/R	Upper Control Arm		SR 4
CS610L/R	Upper Control Arm		SO 3, SO 4
BJ962	Lower Ball Joint	14.5/16.0mm Pin, Base Ø 40.0mm	
BJ1023	Lower Ball Joint	14.1/16.1mm Pin, Base Ø 40.0mm	Alt.

Model 1.5 i-VTEC  
Year 11-

LEFT/  
PASSENGER

RIGHT/  
DRIVER



REMARKS:

PART NO	DESCRIPTION	DIMENSIONS	COMMENTS
TR6286	Outer Tie Rod End	M14 x 1.5mm, 12.7mm, Length 181mm Pin	
TR6287	Rack End	M18 x 1.5mm, M14 x 1.5mm, Length 236mm	
TR6285	Front Stab. Link	Length 325mm	
BJ1309	Lower Ball Joint	17.5mm Pin, Base Ø 36.3mm	
CS384L/R	Lower Control Arm		

Model 1.2 Year 12-

LEFT/  
PASSENGER

RIGHT/  
DRIVER



REMARKS:

PART NO	DESCRIPTION	DIMENSIONS	COMMENTS
TR6286	Outer Tie Rod End	M14 x 1.5mm, 12.7mm Pin, Length 181mm	
TR6287	Rack End	M18 x 1.5mm, M14 x 1.5mm, Length 236mm	
TR6285	Front Stab. Link	Length 325mm	
BJ1309	Lower Ball Joint	17.5mm Pin, Base Ø 36.3mm	
CS384L/R	Lower Control Arm		with BJ1309
BJ1367	Lower Ball Joint	16.0/18.0mm Pin, Base Ø 36.2mm	
CS453L/R	Lower Control Arm		Alt. (with BJ1367)

# HONDA CIVIC



**Model**  
150i, 170i, 170i VTEC  
1.8 i-VTEC EXi, LXi, VXi  
Sedan

**Year**  
00-05

LEFT/  
PASSENGER



RIGHT/  
DRIVER



REMARKS:

PART NO	DESCRIPTION	DIMENSIONS	COMMENTS
TR5911	Outer Tie Rod End	M14 x 1.5mm, 12.7/14.4mm Pin	All Hatches
TR5914	Rack End	M14 x 1.25mm, M14 x 1.5mm, Length 502.5/514mm	2.0, 2.2
TR5912L/R	Front Stab. Link	Length 56mm	
BJ1179	Lower Ball Joint	17.5/20.0mm Pin, Base Ø 40.1mm	00-05
CS276L/R	Lower Control Arm		

# HONDA CIVIC




Model	Year
1.6, 1.8 i-VTEC - Hatch 2.0 i-VTEC Type "R" - Hatch	05-
(N16A1) 1.6 i-VTEC, (R18Z4) 1.8 i-VTEC, 2.2 i-VTEC VXi Hatch, Sedan	12-

## LEFT/ PASSENGER



TR5909



TR5908



TR5910



TR6290



TR6289



TR6291



TR5907



TR6288L



CS275L



BJ1272L



CS385L




BJ1310



CS386L

## RIGHT/ DRIVER



TR5908



TR5909



TR6290



TR5910



TR6291



TR6289



CS275R



TR6288R



TR5907



BJ1272R



CS385R



BJ1310



CS386R

# HONDA CIVIC

CONTINUED



REMARKS:

PART NO	DESCRIPTION	DIMENSIONS	COMMENTS
TR5909	Outer Tie Rod End	M14 x 1.5mm, 13.7/15.5mm Pin, Length 197mm	1.8
TR5908	Rack End	M14 x 1.5mm, M20 x 1.5mm, Length 209/227mm	1.8
TR5910	Outer Tie Rod End	M14 x 1.5mm, 13.7mm Pin, Length 188mm	2.2
TR6290	Rack End	M18 x 1.5mm, M14 x 1.5mm, Length 175mm	
TR6289	Outer Tie Rod End	M14 x 1.5mm, 13.74mm Pin, Length 203mm	
TR6291	Rack End	M20 x 1.5mm, M14 x 1.5mm, Length 174mm	
TR5907	Front Stab. Link	Length 226mm	
TR6288L/R	Front Stab. Link	Length 72mm	
BJ1272L/R	Lower Ball Joint	17.5/20.5mm Pin	
BJ1310	Lower Ball Joint	17.0mm Pin	Alt.
CS275L/R	Lower Control Arm		05-12
CS385L/R	Lower Control Arm		Incl. BJ1272L/R
CS386L/R	Lower Control Arm		Incl. BJ1310L/R, Alt.

# HONDA CR-V



**Model**  
2.0

**Year**  
97-05

**LEFT/  
PASSENGER**

**RIGHT/  
DRIVER**



TR5344



TR5962



TR5962



TR5344



TR5552



CS612L



CS612R



TR5552



BJ1023



BJ962



CS613L



CS613R



BJ962



BJ1023

REMARKS:

PART NO	DESCRIPTION	DIMENSIONS	COMMENTS
TR5344	Outer Tie Rod End	M14 x 1.5mm, 13.0/14.2mm Pin	
TR5962	Rack End	M12 x 1.25mm, M14 x 1.5mm, Length 202/220mm	
TR5552	Front Stab. Link	Length 55mm	
CS612L/R	Upper Control Arm		
BJ962	Lower Ball Joint	14.5/16.0mm Pin, Base Ø 40.0mm	
BJ1023	Lower Ball Joint	14.1/16.1mm Pin, Base Ø 40.0mm	Alt.
CS613L/R	Lower Control Arm		

# HONDA CR-V II



**Model**  
2.0 SUV RVi, RVSi  
2.2i-CTDi SUV, 2.4 SUV  
RVI, RVSi

**Year**  
05-09

LEFT/  
PASSENGER



RIGHT/  
DRIVER



REMARKS:

PART NO	DESCRIPTION	DIMENSIONS	COMMENTS
TR5911	Outer Tie Rod End	M14 x 1.5mm, 12.7/14.4mm Pin	
TR6267	Rack End	M14 x 1.25mm, M14 x 1.5mm, Length 514/547mm	
TR5912L/R	Front Stab. Link	Length 56mm	
TR6023L/R	Rear Stab. Link	Length 89mm	
BJ1228	Upper Ball Joint	12.6/14.0mm Pin, Base Ø 35.5mm	
BJ1227	Lower Ball Joint	15.6/18.0mm Pin, Base Ø 40.0mm	
CS336L/R	Lower Control Arm		



# HONDA CR-V III



**Model**  
2.2i i-DTEC  
2.2i CTDi  
2.4i VTEC

**Year**  
09-12

**LEFT/  
PASSENGER**

**RIGHT/  
DRIVER**



REMARKS:

PART NO	DESCRIPTION	DIMENSIONS	COMMENTS
TR6215	Outer Tie Rod End	M14 x 1.5mm, 13.6mm Pin	
TR6426	Rack End	M20 x 1.5mm, M14 x 1.5mm, Length 320/335mm	
TR6459	Rack End	M16 x 1.0mm, M14 x 1.5mm, Length 320/335mm	Alt.
TR6213	Front Stab. Link	Length 318mm	
TR6214L/R	Rear Stab. Link	Length 85mm	
BJ1288	Lower Ball Joint	17.5/20.0mm Pin	
CS387L/R	Lower Control Arm		

# HONDA CR-V IV



**Model**  
2.0i VTEC,  
2.2i DTEC  
2.4i

**Year**  
13-17

LEFT/  
PASSENGER

RIGHT/  
DRIVER



TR6292



TR6293



TR6293



TR6292



TR6213



BJ1288



CS388L



CS388R



BJ1288



TR6213

REMARKS:

PART NO	DESCRIPTION	DIMENSIONS	COMMENTS
TR6292	Outer Tie Rod End	M14 x 1.5mm, 13.6mm Pin, Length 154mm	
TR6293	Rack End	M16 x 1.0mm, M14 x 1.5mm, Length 255mm	
TR6213	Front Stab. Link	Length 318mm	
BJ1288	Lower Ball Joint	17.5/20.0mm Pin	
CS388L/R	Lower Control Arm		

# HONDA HR-V



**Model**  
160i VTEC  
Sport SUV, 180i

**Year**  
02-05

LEFT/  
PASSENGER

RIGHT/  
DRIVER



TR5787



TR5788



TR5789L



BJ1023



TR5788



TR5789R



BJ1023



TR5787

REMARKS:

PART NO	DESCRIPTION	DIMENSIONS	COMMENTS
TR5787	Outer Tie Rod End	M12 x 1.25mm, 13.5mm Pin	
TR5788	Rack End	M14 x 1.5mm, M12 x 1.25mm, Length 292/310mm	
TR5789L/R	Front Stab. Link	Length 150mm	
BJ1023	Lower Ball Joint	14.1/16.1mm Pin, Base Ø 40.0mm	

# HONDA JAZZ II (GD)



**Model**  
1.4i DSi, 1.5i

**Year**  
03-08

LEFT/  
PASSENGER

RIGHT/  
DRIVER



REMARKS:

PART NO	DESCRIPTION	DIMENSIONS	COMMENTS
TR5826	Outer Tie Rod End	M12 x 1.25mm, 12.6mm Pin	
TR5827	Rack End	M16 x 1.0mm, M12 x 1.25mm, Length 211/230mm	
TR6255L/R	Front Stab. Link	Length 300mm	
TR6256L/R	Front Stab. Link	Length 320mm	
BJ1130	Lower Ball Joint	16.0/18.0mm Pin, Base Ø 34.4mm	
CS241L/R	Lower Control Arm		

# HONDA JAZZ III (GE)



**Model**  
1.2, 1.3 IMA Hybrid  
1.4i, 1.5i

**Year**  
08-14

**LEFT/  
PASSENGER**

**RIGHT/  
DRIVER**



TR6286

TR6287



TR6287

TR6286



BJ1309

CS384L



BJ1309

CS384R

REMARKS:

PART NO	DESCRIPTION	DIMENSIONS	COMMENTS
TR6286	Outer Tie Rod End	M14 x 1.5mm, 12.7mm Pin, Length 181mm	
TR6287	Rack End	M18 x 1.5mm, M14 x 1.5mm, Length 236mm	
TR6285	Front Stab. Link	Length 325mm	
BJ1309	Lower Ball Joint	17.5mm Pin, Base Ø 36.3mm	
CS384L/R	Lower Control Arm		

# HONDA JAZZ IV (GK)



**Model**  
(L12B4) 1.2i,  
(L15Z2) 1.5i

**Year**  
2015-

**LEFT/  
PASSENGER**

**RIGHT/  
DRIVER**



REMARKS:

PART NO	DESCRIPTION	DIMENSIONS	COMMENTS
TR6484	Outer Tie Rod End	M14 x 1.5mm, 12.7mm Pin, Length 170mm	
TR6485	Rack End	M14 x 1.5mm, M14 x 1.5mm, Length 253mm	
TR6486L/R	Front Stab. Link	Length 310mm	
BJ1130	Lower Ball Joint	16.0/18.0mm Pin, Base Ø 34.4mm	
CS473L/R	Lower Control Arm		

Model 1.5 Year 15-

LEFT/  
PASSENGER

RIGHT/  
DRIVER



REMARKS:

PART NO	DESCRIPTION	DIMENSIONS	COMMENTS
TR6286	Outer Tie Rod End	M14 x 1.5mm, 12.7mm Pin, Length 181mm	
TR6287	Rack End	M18 x 1.5mm, M14 x 1.5mm, Length 236mm	
TR6285	Front Stab. Link	Length 325mm	
BJ1309	Lower Ball Joint	17.5mm Pin, Base Ø 36.3mm	
CS453L/R	Lower Control Arm		

# HYUNDAI ACCENT



**Model**  
1.3 LS, XS, 1.5 CSi,  
LS, RSi

**Year**  
94-02

LEFT/  
PASSENGER

RIGHT/  
DRIVER



REMARKS:

PART NO	DESCRIPTION	DIMENSIONS	COMMENTS
TR5474	Outer Tie Rod End	M14 x 1.5mm, 13.5/15.0mm Pin	
TR5504	Rack End	M16 x 1.5mm, M14 x 1.5mm, Length 286/316mm	
TR5796	Front Stab. Link RHS	Length 60mm	
TR5797	Front Stab. Link LHS	Length 60mm	
TR5795	Rear Stab. Link	Length 137mm	
BJ1011	Lower Ball Joint	15.0/17.2mm Pin, Base Ø 40.0mm	
CS210L/R	Lower Control Arm		



# HYUNDAI ACCENT (LC)



**Model**  
1.3 LS, 1.5 LS, GLS,  
1.6 GLS, HS, SR Sport

**Year**  
02-06

**LEFT/  
PASSENGER**

**RIGHT/  
DRIVER**



REMARKS:

PART NO	DESCRIPTION	DIMENSIONS	COMMENTS
TR5474	Outer Tie Rod End	M14 x 1.5mm, 13.5/15.0mm Pin	
TR5504	Rack End	M16 x 1.5mm, M14 x 1.5mm, Length 286/316mm	Manual Steering
TR5503	Rack End	M16 x 1.5mm, M14 x 1.5mm, Length 294/311mm	Power Steering
TR5796	Front Stab. Link RHS	Length 60mm	
TR5797	Front Stab. Link LHS	Length 60mm	
BJ1011	Lower Ball Joint	15.0/17.2mm Pin, Base Ø 40.0mm	
CS308L/R	Lower Control Arm		

# HYUNDAI ACCENT (MC)



**Model**  
1.6 GLS, HS

**Year**  
06-

**LEFT/  
PASSENGER**

**RIGHT/  
DRIVER**



REMARKS:

PART NO	DESCRIPTION	DIMENSIONS	COMMENTS
TR5940	Outer Tie Rod End	M14 x 1.5mm, 13.4/15.0mm Pin	
TR5951	Rack End	M16 x 1.5mm, M14 x 1.5mm, Length 190/215mm	
TR5941L/R	Front Stab. Link	Length 285mm	
BJ1201	Lower Ball Joint	15.0/16.8mm Pin	
CS292L/R	Lower Control Arm		

# HYUNDAI ACCENT (RB)



Model 1.6  
Year 11-

LEFT/  
PASSENGER

RIGHT/  
DRIVER



TR6376



TR6377



TR6377



TR6376



TR6279



TR6280



TR6280



TR6279



TR6270



BJ1011



CS848L



CS848R



BJ1011



TR6270

REMARKS:

PART NO	DESCRIPTION	DIMENSIONS	COMMENTS
TR6376	Outer Tie Rod End	M16 x 1.5mm, 13.3mm Pin, Length 203mm	
TR6377	Rack End	M16 x 1.5mm, M16 x 1.5mm, Length 218mm	
TR6279	Outer Tie Rod End	M14 x 1.5mm, 13.3mm Pin, Length 203mm	Alt.
TR6280	Rack End	M14 x 1.5mm, M14 x 1.5mm, Length 219/234mm	Alt.
TR6270	Front Stab. Link	Length 282mm	
BJ1011	Lower Ball Joint	15.0/17.2mm Pin, Base Ø 40.0mm	
CS848L/R	Lower Control Arm		

**Model**  
1.0 Prime  
1.1 GLS

**Year**  
00-

LEFT/  
PASSENGER



RIGHT/  
DRIVER



REMARKS:

PART NO	DESCRIPTION	DIMENSIONS	COMMENTS
TR5525	Outer Tie Rod End	M12 x 1.25mm, 13.4/15.1mm Pin	
TR5623	Rack End	M14 x 1.5mm, M12 x 1.25mm, Length 266/278mm	
TR6205	Rack End	M14 x 1.5mm, M12 x 1.25mm, Length 270mm	Alt.
BJ972	Lower Ball Joint	13.5/14.9mm Pin, Base Ø 36.0mm	
CS261L/R	Lower Control Arm		

# HYUNDAI BAKKIE, H100



**Model**  
2.5i P/up, 2.6i DTP/up,  
2.5i TD, 2.6i D/side,  
P/van

**Year**  
97-  
04-

**LEFT/  
PASSENGER**



TR5520



TR5504



TR6156



TR6155

**RIGHT/  
DRIVER**



TR5504



TR5520



TR6155



TR6156



SR5745



BJ1029



CS262L



CS262R



BJ1029



PSP038



CS263L



CS263R



BJ1030



CS298L



CS298R



BJ1030

REMARKS: TR5504 + TR5520 CONNECTED TO SR5745

HYUNDAI  
BAKKIE, H100



CONTINUED

PART NO	DESCRIPTION	DIMENSIONS	COMMENTS
TR5520	Outer Tie Rod End	M14 x 1.5mm, 13.6/15.7mm Pin	
TR5504	Rack End	M16 x 1.5mm, M14 x 1.5mm, Length 286/316mm	
TR6156	Outer Tie Rod End	M16 x 1.5mm, 13.7/15.9mm Pin	
TR6155	Rack End	M16 x 1.5mm, M16 x 1.5mm, Length 302/327mm	
BJ1029	Upper Ball Joint	17.7/20.3mm Pin	
BJ1030	Lower Ball Joint	19.4/22.2mm Pin, Base Ø 46.5mm	
CS262L/R	Upper Control Arm		
CS263L/R	Lower Control Arm		
CS298L/R	Lower Control Arm		
SR5745	Steering Rack	TR5504 + TR5520 Connected to SR5745	Manual Steering 2.6
PSP038	Power Steering Pump		

# HYUNDAI CRETA



**Model**  
1.4 CRDi, 1.6, 1.6  
CRDi, 2.0, 2.0 4WD

**Year**  
16-

LEFT/  
PASSENGER

RIGHT/  
DRIVER



BJ1011



BJ1011

REMARKS:

PART NO	DESCRIPTION	DIMENSIONS	COMMENTS
BJ1011	Lower Ball Joint	15.0/17.2mm Pin, Base Ø 40.0mm	

# HYUNDAI ELANTRA J1, S COUPE



Model	Year
1.6 GLS, GLS Exec. 1.8 GLi Exec., GLi	93-95
1.5 GT, LS	94-95

LEFT/  
PASSENGER

RIGHT/  
DRIVER



REMARKS:

PART NO	DESCRIPTION	DIMENSIONS	COMMENTS
TR5474	Outer Tie Rod End	M14 x 1.5mm, 13.5/15.0mm Pin	
TR5503	Rack End	M16 x 1.5mm, M14 x 1.5mm, Length 294/311mm	
BJ1011	Lower Ball Joint	15.0/17.2mm Pin, Base Ø 40.0mm	S Coupe
BJ1012	Lower Ball Joint	15.0/17.5mm Pin	Elantra
CS1602L/R	Lower Control Arm		Elantra



# HYUNDAI ELANTRA J2, XD, TIBURON



Model	Year
1.6 GL, GLS, GL S/W, GLi, 1.8 GL, 2.0 GLS, GLS S/W	95-00
1.6 GL, GLS, GL S/W, 2.0 GLS, GLS S/W	00-06
2.0 FX	96-99



REMARKS:

PART NO	DESCRIPTION	DIMENSIONS	COMMENTS
TR5474	Outer Tie Rod End	M14 x 1.5mm, 13.5/15.0mm Pin	
TR5566	Rack End	M16 x 1.5mm, M14 x 1.5mm, Length 328/347mm	
TR6026	Front Stab. Link	Length 243mm	
TR6032	Front Stab. Link	Length 71mm	
BJ1011	Lower Ball Joint	15.0/17.2mm Pin, Base Ø 40.0mm	
CS1113L/R	Lower Control Arm		J2
CS360L/R	Lower Control Arm		XD

# HYUNDAI ELANTRA HD



**Model**  
1.6 GLS, 2.0 GLS

**Year**  
06-

LEFT/  
PASSENGER

RIGHT/  
DRIVER



REMARKS:

PART NO	DESCRIPTION	DIMENSIONS	COMMENTS
TR5474	Outer Tie Rod End	M14 x 1.5mm, 13.5/15.0mm Pin	
TR5566	Rack End	M16 x 1.5mm, M14 x 1.5mm, Length 328/347mm	
TR6059	Outer Tie Rod End	M14 x 1.5mm, 13.4/15.1mm Pin	Alt.
TR6058	Rack End	M16 x 1.5mm, M14 x 1.5mm, Length 162/180mm	Alt.
TR6119	Front Stab. Link	Length 53mm	
BJ1011	Lower Ball Joint	15.0/17.2mm Pin, Base Ø 40.0mm	
CS360L/R	Lower Control Arm		

# HYUNDAI ELANTRA MD/UD



**Model**  
1.6, 1.8

**Year**  
11-

**LEFT/  
PASSENGER**

**RIGHT/  
DRIVER**



REMARKS:

PART NO	DESCRIPTION	DIMENSIONS	COMMENTS
TR6268	Outer Tie Rod End	M16 x 1.5mm, 13.4mm Pin, Length - 222mm	
TR6269	Rack End	M16 x 1.5mm, M16 x 1.5mm, Length 228mm	
TR5916	Front Stab. Link	Length 285mm	
BJ1011	Lower Ball Joint	15.0/17.2mm Pin, Base Ø 40.0mm	
CS842L/R	Lower Control Arm		

# HYUNDAI GETZ



<b>Model</b> 1.3, 1.4i, 1.5 CRDi, 1.6 HS 1.4 GL, HS, 1.5 CRDi HS, 1.6 GL, GLS HS	<b>Year</b> 03-07  07-
--	---------------------------------

LEFT/  
PASSENGER



RIGHT/  
DRIVER



SR5852



REMARKS:

PART NO	DESCRIPTION	DIMENSIONS	COMMENTS
TR5474	Outer Tie Rod End	M14 x 1.5mm, 13.5/15.0mm Pin	
TR5566	Rack End	M16 x 1.5mm, M14 x 1.5mm, Length 328/347mm	
TR5915L/R	Front Stab. Link	Length 198mm	
BJ1011	Lower Ball Joint	15.0/17.2mm Pin, Base Ø 40.0mm	
CS243L/R	Lower Control Arm		
SR5852	Steering Rack		Power Steering

# HYUNDAI H1



**Model**  
2.4i, 2.5 CRDi

**Year**  
08-  
12-

LEFT/  
PASSENGER

RIGHT/  
DRIVER



REMARKS:

PART NO	DESCRIPTION	DIMENSIONS	COMMENTS
TR6235	Outer Tie Rod End	M14 x 1.5mm, 13.9/16.1mm Pin	
TR6236	Rack End	M18 x 1.5mm, M14 x 1.5mm, Length 241/258mm	
TR6237L/R	Front Stab. Link	Length 275mm	
TR6238L/R	Rear Stab. Link	Length 85mm	
BJ1299	Lower Ball Joint	20.0mm Pin	

# HYUNDAI i10



**Model**  
1.1 GLS, 1.2 GLS, 1.4  
GLS HS

**Year**  
09-

LEFT/  
PASSENGER

RIGHT/  
DRIVER



REMARKS:

PART NO	DESCRIPTION	DIMENSIONS	COMMENTS
TR6056	Outer Tie Rod End	M12 x 1.25mm, 13.3/15.7mm Pin	
TR6055	Rack End	M16 x 1.5mm, M12 x 1.25mm, Length 296/315mm	
TR6024L/R	Front Stab. Link	Length 230mm	
BJ1131	Lower Ball Joint	16.0mm Pin, Base Ø 40.0mm	
CS843L/R	Lower Control Arm		

# HYUNDAI i10, GRAND i10



**Model**  
1.2

**Year**  
13-

**LEFT/  
PASSENGER**

**RIGHT/  
DRIVER**



REMARKS:

PART NO	DESCRIPTION	DIMENSIONS	COMMENTS
TR6442	Outer Tie Rod End	M14 x 1.5mm, 13.4mm Pin, Length 78mm	
TR6443	Rack End	M16 x 1.5mm, M14 x 1.5mm, Length 310mm	
TR6444L/R	Front Stab. Link	Length 230mm	
BJ1301	Lower Ball Joint	18mm Pin, Base Ø 40.0mm	
CS857L/R	Lower Control Arm		

**Model**  
1.4, CRDi  
1.6

**Year**  
09-  
12-

LEFT/  
PASSENGER

RIGHT/  
DRIVER



REMARKS:

PART NO	DESCRIPTION	DIMENSIONS	COMMENTS
TR6186	Outer Tie Rod End	M16 x 1.5mm, 13.4mm Pin, Length 188mm	
TR6057	Rack End	M16 x 1.5mm, M16 x 1.5mm, Length 222/242mm	
TR6025L/R	Front Stab. Link	Length 216mm	
BJ1011	Lower Ball Joint	15.0/17.2mm Pin, Base Ø 40.0mm	
CS844L/R	Lower Control Arm		



# HYUNDAI i20



**Model**  
1.4, CRDi  
1.6

**Year**  
14-

**LEFT/  
PASSENGER**

**RIGHT/  
DRIVER**



TR6376



TR6377



TR6377



TR6376



TR6270



BJ1301



CS429L



CS429R



BJ1301



TR6270

REMARKS:

PART NO	DESCRIPTION	DIMENSIONS	COMMENTS
TR6376	Outer Tie Rod End	M16 x 1.5mm, 13.3mm Pin, Length 203mm	
TR6377	Rack End	M16 x 1.5mm, M16 x 1.5mm, Length 218mm	
TR6270	Front Stab. Link	Length 282mm	
BJ1301	Lower Ball Joint	18mm Pin, Base Ø 40.0mm	
CS429L/R	Lower Control Arm		

Model  
1.6, 2.0

Year  
09-11

LEFT/  
PASSENGER

RIGHT/  
DRIVER



TR6059



TR6058



TR6058



TR6059



TR6026



BJ1229



CS337L



CS337R



BJ1229



TR6026

REMARKS:

PART NO	DESCRIPTION	DIMENSIONS	COMMENTS
TR6059	Outer Tie Rod End	M14 x 1.5mm, 13.4/15.1mm Pin	
TR6058	Rack End	M16 x 1.5mm, M14 x 1.5mm, Length 162/180mm	
TR6026	Front Stab. Link	Length 243mm	
BJ1229	Lower Ball Joint	15.1/17.2mm Pin	
CS337L/R	Lower Control Arm		

# HYUNDAI i30



**Model**  
1.6, 1.8

**Year**  
11-

**LEFT/  
PASSENGER**

**RIGHT/  
DRIVER**



REMARKS:

PART NO	DESCRIPTION	DIMENSIONS	COMMENTS
TR6268	Outer Tie Rod End	M16 x 1.5mm, 13.4mm Pin, Length - 222mm	
TR6271	Rack End	M16 x 1.5mm, M16 x 1.5mm, Length 218mm	
TR6270	Front Stab. Link	Length 282mm	
BJ1307	Lower Ball Joint	18.0mm Pin	
CS845L/R	Lower Control Arm		

# HYUNDAI

## iX35 4X2, 4X4



**Model**                      **Year**  
 2.0, 2.0R, 2.0 CRD, 2.4    10-  
 2.0, 2.0 CRDi, 2.4 AWD

**LEFT/  
PASSENGER**

**RIGHT/  
DRIVER**



REMARKS:

PART NO	DESCRIPTION	DIMENSIONS	COMMENTS
TR6251	Outer Tie Rod End	M16 x 1.5mm, 13.4mm Pin	
TR6252	Rack End	M16 x 1.5mm, M16 x 1.5mm, Length 183mm	
TR6253	Front Stab. Link	Length 267mm	
TR6254	Rear Stab. Link	Length 140mm	
BJ1303	Lower Ball Joint	18.0mm Pin	
CS839L/R	Lower Control Arm		

# HYUNDAI MATRIX



**Model**  
1.6, 1.8

**Year**  
02-07

**LEFT/  
PASSENGER**

**RIGHT/  
DRIVER**



REMARKS:

PART NO	DESCRIPTION	DIMENSIONS	COMMENTS
TR5474	Outer Tie Rod End	M14 x 1.5mm, 13.5/15.0mm Pin	
TR5933	Rack End	M16 x 1.5mm, M14 x 1.5mm, Length 322/340mm	
TR5796	Front Stab. Link RHS	Length 60mm	
TR5797	Front Stab. Link LHS	Length 60mm	
BJ1011	Lower Ball Joint	15.0/17.2mm Pin, Base Ø 40.0mm	
CS288L/R	Lower Control Arm		

HYUNDAI  
SANTA FE' 4X4



Model  
2.4, 2.7

Year  
01-06

LEFT/  
PASSENGER

RIGHT/  
DRIVER



TR5474



TR5580



TR5580



TR5474



BJ981



CS338L



CS338R



BJ981

REMARKS:

PART NO	DESCRIPTION	DIMENSIONS	COMMENTS
TR5474	Outer Tie Rod End	M14 x 1.5mm, 13.5/15.0mm Pin	
TR5580	Rack End	M16 x 1.5mm, M14 x 1.5mm, Length 324/340mm	
BJ981	Lower Ball Joint	20.0mm Pin, Base Ø 42.75mm	
CS338L/R	Lower Control Arm		

# HYUNDAI SANTE FE' 4X2, 4X4



**Model**                      **Year**  
2.2 CRDi SUV, 2.7 GLS SUV      06-

**LEFT/  
PASSENGER**

**RIGHT/  
DRIVER**



TR6061



TR6060



TR6060



TR6061



TR6027L



BJ981



TR6028



CS339L



CS339R



BJ981



TR6028



TR6027R

REMARKS:

PART NO	DESCRIPTION	DIMENSIONS	COMMENTS
TR6061	Outer Tie Rod End	M16 x 1.5mm, 14.0/16.0mm Pin	
TR6060	Rack End	M16 x 1.5mm, M16 x 1.5mm, Length 193/212mm	
TR6027L/R	Front Stab. Link	Length 341mm	
TR6028	Rear Stab. Link	Length 100mm	
BJ981	Lower Ball Joint	20.0mm Pin, Base Ø 42.75mm	
CS339L/R	Lower Control Arm		

# HYUNDAI SANTE FE' (DM)



**Model**  
2.2 CRDi

**Year**  
12-

**LEFT/  
PASSENGER**



TR6275



TR6060



BJ1307



CS847L



TR6278L



TR6277



TR6276

**RIGHT/  
DRIVER**



TR6060



TR6275



CS847R



BJ1307



TR6276



TR6277



TR6278R

REMARKS:

PART NO	DESCRIPTION	DIMENSIONS	COMMENTS
TR6275	Outer Tie Rod End	M16 x 1.5mm, 13.4mm Pin, Length 224mm	
TR6060	Rack End	M16 x 1.5mm, M16 x 1.5mm, Length 193/212mm	
TR6276	Front Stab. Link	Length 328mm	
TR6277	Rear Stab. Link	Length 90mm	
TR6278L/R	Rear Stab. Link	Length 88mm	
BJ1307	Lower Ball Joint	18.0mm Pin	
CS847L/R	Lower Control Arm		



# HYUNDAI SONATA



**Model**  
2.0 GL, GIS  
3.0 GLS

**Year**  
94-99

LEFT/  
PASSENGER

RIGHT/  
DRIVER



TR5474



TR5566



BJ1003



TR5566



BJ1003



TR5474

REMARKS:

PART NO	DESCRIPTION	DIMENSIONS	COMMENTS
TR5474	Outer Tie Rod End	M14 x 1.5mm, 13.5/15.0mm Pin	
TR5566	Rack End	M16 x 1.5mm, M14 x 1.5mm, Length 328/347mm	
BJ1003	Lower Ball Joint	15.0/17.4mm Pin, Base Ø 42.8mm	

# HYUNDAI SONATA



<b>Model</b>	<b>Year</b>
2.0 Allegro, GL, GLS	98-02
2.5 Vivante	
3.0 GLS	

LEFT/  
PASSENGER

RIGHT/  
DRIVER



TR5777



TR5778



TR5778



TR5777



BJ1125



TR5780



TR5779



TR5779



TR5780



BJ1125

REMARKS:

PART NO	DESCRIPTION	DIMENSIONS	COMMENTS
TR5777	Outer Tie Rod End	M14 x 1.5mm, 13.3/15.0mm Pin	
TR5778	Rack End	M16 x 1.5mm, M14 x 1.5mm, Length 166/186mm	
TR5780	Front Stab. Link	Length 115mm	
TR5779	Rear Stab. Link	Length 194mm	
BJ1125	Upper Ball Joint	13.5/15.0mm Pin, Ø 33.8mm Base	

# HYUNDAI SONATA



**Model**  
2.0 GL, GLS  
2.7

**Year**  
02-06

**LEFT/  
PASSENGER**

**RIGHT/  
DRIVER**



REMARKS:

PART NO	DESCRIPTION	DIMENSIONS	COMMENTS
TR5777	Outer Tie Rod End	M14 x 1.5mm, 13.3/15.0mm Pin	
TR5778	Rack End	M16 x 1.5mm, M14 x 1.5mm, Length 166/186mm	
TR5780	Front Stab. Link	Length 115mm	
TR5779	Rear Stab. Link	Length 194mm	
BJ1125	Upper Ball Joint	13.5/15.0mm Pin, Base Ø 33.8mm	
CS340L/R	Upper Control Arm		
BJ1231	Lower Ball Joint	18.0/20.5mm Pin	
CS341L/R	Lower Control Arm		

# HYUNDAI SONATA



Model  
2.4 GLS

Year  
06-

LEFT/  
PASSENGER



TR6063



TR6062



BJ1125



CS342L



TR6030



TR6029



CS343L

RIGHT/  
DRIVER



TR6062



TR6063



BJ1125



CS342R



CS343R



TR6029



TR6030

REMARKS:

PART NO	DESCRIPTION	DIMENSIONS	COMMENTS
TR6063	Outer Tie Rod End	M16 x 1.5mm, 13.4mm Pin	
TR6062	Rack End	M16 x 1.5mm, M16 x 1.5mm, Length 180/197mm	
TR6029	Front Stab. Link	Length 150mm	
TR6030	Rear Stab. Link	Length 80mm	
BJ1125	Upper Ball Joint	13.5/15.0mm Pin, Base Ø 33.8mm Base	
CS342L/R	Upper Control Arm		
CS343L/R	Lower Control Arm		

# HYUNDAI SONATA



**Model**  
2.4, GDi

**Year**  
10-

**LEFT/  
PASSENGER**

**RIGHT/  
DRIVER**



TR6251

TR6272



TR6272

TR6251



TR6273

BJ1307



CS846L

TR6274L



CS846R



BJ1307



TR6274R



TR6273

REMARKS:

PART NO	DESCRIPTION	DIMENSIONS	COMMENTS
TR6251	Outer Tie Rod End	M16 x 1.5mm, 13.4mm Pin, Length 233mm	
TR6272	Rack End	M16 x 1.5mm, M16 x 1.5mm, Length 195mm	
TR6273	Front Stab. Link	Length 270mm	
TR6274L/R	Front Stab. Link	Length 352mm	
BJ1307	Lower Ball Joint	18.0mm Pin	
CS846L/R	Lower Control Arm		

# HYUNDAI TERRACAN 4X4



**Model**  
2.9 CRDi SUV  
3.5 SUV

**Year**  
03-08

**LEFT/  
PASSENGER**

**RIGHT/  
DRIVER**



TR6388



TR6388



IA5553



BJ1233



CS345L



CS345R



BJ1233



IA5553A



TR6031L



BJ1232



CS346L



CS346R



BJ1232



TR6031R

REMARKS:

PART NO	DESCRIPTION	DIMENSIONS	COMMENTS
TR6388	Outer / Inner Tie Rod End L/RHS	M16 x 1.5mm, Length 90mm, M16 x 1.5mm, Length 172mm	
TR6031L/R	Front Stab. Link	Length 67mm	
BJ1233	Upper Ball Joint	16.0mm Pin	
CS345L/R	Upper Control Arm		
BJ1232	Lower Ball Joint	19.5mm Pin	
CS346L/R	Lower Control Arm		
IA5553	Idler Arm		
IA5553A	Pitman Arm	13.8mm Pin	

# HYUNDAI TIBURON



**Model**  
2.0, 2.7

**Year**  
00-

**LEFT/  
PASSENGER**

**RIGHT/  
DRIVER**



REMARKS:

PART NO	DESCRIPTION	DIMENSIONS	COMMENTS
TR5474	Outer Tie Rod End	M14 x 1.5mm, 13.5/15.0mm Pin	
TR5566	Rack End	M16 x 1.5mm, M14 x 1.5mm, Length 328/347mm	
TR6032	Front Stab. Link	Length 71mm	
TR6034L/R	Front Stab. Link	Length 286mm	
TR6033	Front Stab. Link	Length 130mm	
CS342L/R	Upper Control Arm		
BJ1011	Lower Ball Joint	15.0/17.2mm Pin, Ø 40.0mm Base	
CS347L/R	Lower Control Arm		

# HYUNDAI TUCSON



**Model**  
2.0 GL, CRDi, 2.7 V6

**Year**  
05-

LEFT/  
PASSENGER

RIGHT/  
DRIVER



TR5934



TR5935



TR5935



TR5934



TR5936



BJ1186



CS289L



CS289R



BJ1186



TR5936

REMARKS:

PART NO	DESCRIPTION	DIMENSIONS	COMMENTS
TR5934	Outer Tie Rod End	M16 x 1.5mm, 13.4/15.0mm Pin	
TR5935	Rack End	M16 x 1.5mm, M16 x 1.5mm, Length 244/263mm	
TR5936	Front Stab. Link	Length 238mm	
BJ1186	Lower Ball Joint	14.6/17.1mm Pin	
CS289L/R	Lower Control Arm		



# HYUNDAI TUCSON 4X4



**Model**  
2.0 CRDi SUV,  
2.7 V6 SUV

**Year**  
05-

**LEFT/  
PASSENGER**



TR5934



TR5935



BJ1186



CS289L



TR6036



TR6035

**RIGHT/  
DRIVER**



TR5935



TR5934



CS289R



BJ1186



TR6035



TR6036

REMARKS:

PART NO	DESCRIPTION	DIMENSIONS	COMMENTS
TR5934	Outer Tie Rod End	M16 x 1.5mm, 13.4/15.0mm Pin	
TR5935	Rack End	M16 x 1.5mm, M16 x 1.5mm, Length 244/263mm	
TR6035	Front Stab. Link	Length 238mm	
TR6036	Rear Stab. Link	Length 220mm	
BJ1186	Lower Ball Joint	14.6/17.1mm Pin	
CS289L/R	Lower Control Arm		

# HYUNDAI VELOSTER



**Model**  
1.6 GDi

**Year**  
13-

**LEFT/  
PASSENGER**

**RIGHT/  
DRIVER**



REMARKS:

PART NO	DESCRIPTION	DIMENSIONS	COMMENTS
TR6268	Outer Tie Rod End	M16 x 1.5mm, 13.4mm Pin, Length - 222mm	
TR6269	Rack End	M16 x 1.5mm, M16 x 1.5mm, Length 228mm	
TR6270	Front Stab. Link	Length 282mm	
BJ1011	Lower Ball Joint	15.0/17.2mm Pin, Base Ø 40.0mm	
CS842L/R	Lower Control Arm		

# ISUZU

KB20, KB25, KBD20, KBD25



Model	Year
1.6 P/up	78-91
1.6 P/up	79-91
2.0 P/up	78-81
2.0 P/up	79-81

LEFT/  
PASSENGER

RIGHT/  
DRIVER



TR1524



TR1524



DL1525



DL1525



BJ700



BJ700



REMARKS: Various parts of this vehicles suspension may be supplied with grease nipples. PLEASE NOTE THAT ALL PARTS SUPPLIED WITH GREASE NIPPLES MUST BE GREASED PRIOR TO FITMENT

PART NO	DESCRIPTION	DIMENSIONS	COMMENTS
TR1524	Centre Rod End	M16 x 1.5mm, 12.9/14.1mm Pin	
BJ700	Lower Ball Joint	17.5/21.0mm Pin	
DL1525	Side Rod Assembly L/RHS	Pin 13.3mm, Length 356mm	

# ISUZU

KB21, KB22, KB23, KB24, KB26, KB27, KB29  
KBD21, KBD22, KBD23, KBD26, KBD27, KBD28



Model	Year
1.6 Fleetside, P/up	81-89
1.8 P/up	83-89
2.0 P/up	84-86
2.2 LE	87-89
1.6 P/up, 1.8 P/up	81-89
1.8 P/up	83-89
2.3 P/up	84-89
2.0 P/up	87-89
2.2 P/up, P/up LE	84-89
2.5 LE	87-89
2.0 P/up	81-84
2.2 P/up	83-87
2.5 P/up	87-89

LEFT/  
PASSENGER



TR5324



TR5323

RIGHT/  
DRIVER



TR5323



TR5324



DL5422



IAB6048



IA5568



BJ930



BJ929



BJ930



BJ929



REMARKS: Various parts of this vehicles suspension may be supplied with grease nipples. PLEASE NOTE THAT ALL PARTS SUPPLIED WITH GREASE NIPPLES MUST BE GREASED PRIOR TO FITMENT

PART NO	DESCRIPTION	DIMENSIONS	COMMENTS
TR5324	Outer Tie Rod End	M14 x 1.5mm, 13.2/14.5mm Pin	
TR5323	Rack End	M14 x 1.5mm, M14 x 1.5mm, Length 265/272mm	
DL5422	Centre Rod	14.0mm Pin, Length 650mm	
BJ930	Upper Ball Joint	17.5/20.7mm Pin	
BJ929	Lower Ball Joint	17.5/20.5mm Pin	
IA5568	Idler Arm	19.4mm Pin	
IAB6048	Centre Rod Bush		

**ISUZU**  
KB40, KB41, KB42, KB43, KB44, KBD40  
KBD41, KBD42 4X4



Model	Year
1.6 P/up	79-81
1.6 P/up, 1.8 P/up	81-84
1.8 P/up	83-84
2.0 P/up	84-87
2.2 LE	87-89
2.0 P/up	79-81
2.0 P/up	81-83
2.2 P/up	83-89

LEFT/  
PASSENGER



TR5324



TR5354

RIGHT/  
DRIVER



TR5354



TR5324



DL5422



IAB6048



IA5568



BJ930



BJ700



BJ930



BJ700



REMARKS: Various parts of this vehicles suspension may be supplied with grease nipples. PLEASE NOTE THAT ALL PARTS SUPPLIED WITH GREASE NIPPLES MUST BE GREASED PRIOR TO FITMENT

PART NO	DESCRIPTION	DIMENSIONS	COMMENTS
TR5324	Outer Tie Rod End	M14 x 1.5mm, 13.5/14.5mm Pin	
TR5354	Rack End	M14 x 1.5mm, M14 x 1.5mm, Length 240/245mm	
DL5422	Centre Rod	Pin 14.0mm, Length 650mm	
BJ930	Upper Ball Joint	17.5/20.7mm Pin	
BJ700	Lower Ball Joint	17.5/21.0mm Pin	
IA5568	Idler Arm	19.4mm Pin	
IAB6048	Centre Rod Bush		

# ISUZU

KB160, KB200, KB220, KB230, KB250D,  
KB260, KB280DT, KB300 TDi, KB320



Model	Year
1.6 P/up, Fleetside	89-94
P/up	
2.0 D/C, Fleetside, LE,	94-04
P/up	
2.2 D/C LE, LE	98-04
2.2 P/up	89-95
2.5 P/up, D/C LE, P/up,	89-04
Fleetside P/up, LE P/up	
2.6 LE D/C	92-99
2.8 D/C LE, Frontier LX,	93-04
LE, LE D/C, LX	
3.0 LX	03-04
3.2 Frontier LX, LX, LX	98-04
D/C	

**LEFT/  
PASSENGER**

**RIGHT/  
DRIVER**



TR5412R

CL9

TR5412L



DL5544



DL5430L



TR6182L

BJ930

CS801



SK106



CS807L

CS808L



TR5412L

CL9

TR5412R



DL5435



DL5430R



CS801

BJ930

TR6182R



SK106



CS807R

CS808R

**ISUZU**  
 KB160, KB200, KB220, KB230, KB250D,  
 KB260, KB280DT, KB300 TDi, KB320  
 CONTINUED



LEFT/  
PASSENGER



BJ969

CS804L



BJ994

CS805L



IA5568

RIGHT/  
DRIVER



CS804R

BJ969



BJ994

CS805R



REMARKS: Various parts of this vehicles suspension may be supplied with grease nipples. PLEASE NOTE THAT ALL PARTS SUPPLIED WITH GREASE NIPPLES MUST BE GREASED PRIOR TO FITMENT

PART NO	DESCRIPTION	DIMENSIONS	COMMENTS
TR5412L/R	Inner/Outer Tie Rod End	M14 x 1.5mm, 16.0/18.0mm Pin	
CL9	Control Link	M14 x 1.5mm, Length 220mm	
TR6182L/R	Front Stab. Link	Length 158mm	
BJ930	Upper Ball Joint	17.5/20.7mm Pin	
CS801	Upper Control Arm		
CS807L/R	Upper Control Arm		98-04 Excl. 320
CS808L/R	Upper Control Arm		320 Only
SK106	Upper V-Arm Shaft	Length 250mm	
BJ969	Lower Ball Joint	21.0/23.0mm Pin	
BJ994	Lower Ball Joint	20.5/23.0mm Pin	320 Only
CS804L/R	Lower Control Arm		All Except 320
CS805L/R	Lower Control Arm		97-99 320 Only
DL5435	Drag Link	16.0mm Pin, Length 731mm	
DL5544	Drag Link	14.0/15.0mm Pin, Length 783mm	
DL5430L/R	Tension Rod		Excl. 320 (Strut Bar)
IA5568	Idler Arm	19.4mm Pin	



# ISUZU

KB220, KB230, KB250D, KB260,  
KB280DT, KB300 TDi, KB320 4X4



Model	Year
2.2 LE	98-04
2.3 P/up	89-95
2.5 D/C, LE, LE D/C, P/up	89-04 92-98
2.6 D/C, LE, LX D/C	92-04
2.8 LE, LE D/C, LX, LX D/C	03-04 98-04
3.0 LE	
3.2 Frontier LX, LX, LX D/C	

LEFT/  
PASSENGER

RIGHT/  
DRIVER



TR5412R



CL9



TR5412L



TR5412L



CL9



TR5412R



DL5544



SK106



SK106



TR6182L



BJ930



CS802L



CS802R



BJ930



TR6182R



IA5568



CS808L



CS808R



BJ994



CS805L



CS805R



BJ994



**ISUZU**  
 KB220, KB230, KB250D, KB260,  
 KB280DT, KB300 TDi, KB320 4X4  
 CONTINUED



REMARKS: Various parts of this vehicles suspension may be supplied with grease nipples. PLEASE NOTE THAT ALL PARTS SUPPLIED WITH GREASE NIPPLES MUST BE GREASED PRIOR TO FITMENT

PART NO	DESCRIPTION	DIMENSIONS	COMMENTS
TR5412L/R	Inner/Outer Tie Rod End	M14 x 1.5mm, 16.0/18.0mm Pin	
CL9	Control Link	M14 x 1.5mm, Length 220mm	
TR6182L/R	Front Stab. Link	Length 158mm	02-
DL5544	Centre Rod	14.0/15.0mm Pin, Length 783mm	With Damper
BJ930	Upper Ball Joint	17.5/20.7mm Pin	
CS802L/R	Upper Control Arm		89-97
CS808L/R	Upper Control Arm		98-04
SK106	Upper V-Arm Shaft	Length 250mm	
BJ994	Lower Ball Joint	20.5/23.0mm Pin	
CS805L/R	Lower Control Arm		89-99
IA5568	Idler Arm	19.4mm Pin	

# ISUZU

## KB SERIES HIGH RIDER (D-MAX) 4X2, 4X4



**Model**  
 KB220, Fleetside  
 KB240i LE, D/C LE,  
 Fleetside P/up,  
 KB250D LE, D/C LE,  
 Fleetside P/up KB300  
 TDi LX, D/C LX,  
 Fleetside P/up

**Year**  
 04-

**LEFT/  
 PASSENGER**

**RIGHT/  
 DRIVER**



SR5857



SR5858



TR6265

TR6182L

BJ1137

CS824L



CS824R

BJ1137

TR6182R

TR6265



BJ1221

CS406L

CS827L



CS827R

CS406R

BJ1221

ISUZU  
KB SERIES HIGH RIDER (D-MAX) 4X2, 4X4



CONTINUED

LEFT/  
PASSENGER

RIGHT/  
DRIVER



BJ994



CS404L



CS407L



CS404R



CS407R



PSP041



BJ994



REMARKS: Various parts of this vehicles suspension may be supplied with grease nipples. PLEASE NOTE THAT ALL PARTS SUPPLIED WITH GREASE NIPPLES MUST BE GREASED PRIOR TO FITMENT

**ISUZU**  
KB SERIES HIGH RIDER (D-MAX) 4X2, 4X4



CONTINUED

PART NO	DESCRIPTION	DIMENSIONS	COMMENTS
TR5806	Outer Tie Rod End	M14 x 1.5mm, 16.2/18.0mm Pin	
TR5400	Rack End	M14 x 1.5mm, M14 x 1.5mm, Length 296/312mm	
TR6105	Rack End	M14 x 1.5mm, M14 x 1.5mm, Length 303/320mm	Alt.1
TR6173	Rack End	M18 x 1.5mm, M14 x 1.5mm, Length 293/310mm	Alt.2
TR6182L/R	Front Stab. Link	Length 158mm	Hi Rider
TR6265	Front Stab. Link	Length 115mm	Alt. Std. Body
BJ1221	Upper Ball Joint	17.6/20.0mm Pin	Std. Suspension, 4x2
BJ1137	Upper Ball Joint	17.6/20.3mm Pin	Hi Rider, 4x4
CS406L/R	Upper Control Arm		4x4, 2012-
CS824L/R	Upper Control Arm		Std. Hi Rider
CS827L/R	Upper Control Arm		Std., 4x2, 2012-
BJ994	Lower Ball Joint	20.5/23.0mm Pin	
CS404L/R	Lower Control Arm		Std. Body
CS407L/R	Lower Control Arm		4x4, 2012-
SR5857	Steering Rack	Length 1300mm	Power Steering, 4x4
SR5858	Steering Rack	Length 1237mm	Power Steering, 4x2
PSP041	Power Steering Pump		

# ISUZU

## KB SERIES (D-TEQ) 4X2, 4X4



**Model**  
2.0, 2.4, 2.5, 3.0, 3.6

**Year**  
08-

**LEFT/  
PASSENGER**

**RIGHT/  
DRIVER**



**ISUZU**  
KB SERIES (D-TEQ) 4X2, 4X4



CONTINUED



REMARKS: Various parts of this vehicles suspension may be supplied with grease nipples. PLEASE NOTE THAT ALL PARTS SUPPLIED WITH GREASE NIPPLES MUST BE GREASED PRIOR TO FITMENT

PART NO	DESCRIPTION	DIMENSIONS	COMMENTS
TR5806	Outer Tie Rod End	M14 x 1.5mm, 16.2/18.0mm Pin	
TR6334	Rack End	M18 x 1.5, M14 x 1.5mm, Length 323/340mm	
TR6182L/R	Front Stab. Link	Length 158mm	
BJ1221	Upper Ball Joint	17.6/20.0mm Pin	
CS406L/R	Upper Control Arm		
BJ1137	Upper Ball Joint	17.6/20.3mm Pin	Hi Rider
CS824L/R	Upper Control Arm		
CS827L/R	Upper Control Arm		
BJ994	Lower Ball Joint	20.5/23.0mm Pin	
CS404L/R	Lower Control Arm		Std. Body
CS407L/R	Lower Control Arm		

# ISUZU RELAY, WFR



<b>Model</b>	<b>Year</b>
2.0 Bus, P/van	86-95
1.8 11FVX Bus, 11FVX P/van, 12FVX Bus, 12FVX P/van	83-89

**LEFT/  
PASSENGER**



**RIGHT/  
DRIVER**



DL5429



**REMARKS:** Various parts of this vehicles suspension may be supplied with grease nipples. PLEASE NOTE THAT ALL PARTS SUPPLIED WITH GREASE NIPPLES MUST BE GREASED PRIOR TO FITMENT

PART NO	DESCRIPTION	DIMENSIONS	COMMENTS
TR5353	Outer Tie Rod End	M16 x 1.5mm, 13.5/14.1mm Pin	
TR5352	Inner Tie Rod End	M16 x 1.5mm, 13.5/15.1mm Pin	
BJ930	Upper Ball Joint	17.5/20.7mm Pin	
SK103	Upper V-arm Shaft		
BJ943	Lower Ball Joint	21.0/23.5mm Pin	
SK100	Lower V-arm Shaft		
SK513	Pin & Bush Kit		Kit For DL5429
DL5429	Centre Rod		

# ISUZU TROOPER



**Model**  
3.1, 3.2

**Year**  
90-00

LEFT/  
PASSENGER

RIGHT/  
DRIVER



TR5412R



CL9



TR5412L



TR5412L



CL9



TR5412R



BJ994A



BJ994



BJ1137



TR6157L



TR6157R



BJ1137



BJ994



BJ994A



REMARKS: Various parts of this vehicles suspension may be supplied with grease nipples. PLEASE NOTE THAT ALL PARTS SUPPLIED WITH GREASE NIPPLES MUST BE GREASED PRIOR TO FITMENT

PART NO	DESCRIPTION	DIMENSIONS	COMMENTS
TR5412L/R	Inner/Outer Tie Rod End	M14 x 1.5mm, 16.0/18.0mm Pin	
CL9	Control Link	M14 x 1.5mm, Length 220mm	
TR6157L/R	Front Stab. Link	Length 150mm	
BJ1137	Upper Ball Joint	17.6/20.3mm Pin	
BJ994	Lower Ball Joint	20.5/23.0mm Pin	Standard Chassis Lower
BJ994A	Lower Ball Joint	20.6mm Pin	Wide Body



# IVECO

## DAILY, TURBO DAILY



**Model**  
2.2i Bus P/van  
2.7i Bus P/van

**Year**  
98-04

**LEFT/  
PASSENGER**

**RIGHT/  
DRIVER**



REMARKS:

PART NO	DESCRIPTION	DIMENSIONS	COMMENTS
TR5740	Outer Tie Rod End	M20 x 1.5mm, 21.5/24.5mm Pin, Length 165mm	Manual Steering
TR5739	Outer Tie Rod End	M16 x 1.5mm, 16.2/18.6mm Pin	Power Steering
TR5542	Outer Tie Rod End	M16 x 1.5mm, 18.1/20.5mm Pin	Alt.
TR5543	Rack End	M16 x 1.5mm, M16 x 1.5mm, Length 336/355mm	Power Steering
BJ1059	Upper/Lower Ball Joint	21.7/24.5mm Pin, Base Ø 48.0mm	

# JAGUAR

XJ6, XJS



**Model**  
2.8, 4.2 Exec,  
Executive, 4.2 Coupe

**Year**  
98-04

LEFT/  
PASSENGER

RIGHT/  
DRIVER



BJ221RK



BJ221RK

REMARKS:

PART NO	DESCRIPTION	DIMENSIONS	COMMENTS
BJ221RK	Lower Ball Joint	16.5/19.0mm Pin	Repair Kit

# JAGUAR S-TYPE



**Model**  
2.7D High  
V6 SE  
V8 SE  
R

**Year**  
00-08

LEFT/  
PASSENGER



TR5981



TR5982



CS317L



CS318L



CS319L



BJ1208

RIGHT/  
DRIVER



TR5982



TR5981



CS317R



CS318R



CS319R



BJ1208

REMARKS:

PART NO	DESCRIPTION	DIMENSIONS	COMMENTS
TR5981	Outer Tie Rod End	M14 x 1.5mm, 11.7mm Pin, Length 187mm	
TR5982	Rack End	M16 x 1.5mm, M14 x 1.5mm, Length 210mm	
BJ1208	Lower Ball Joint		
CS317L/R	Upper Control Arm	12.1mm Pin	
CS318L/R	Upper Control Arm	12.1mm Pin	Alt.
CS319L/R	Lower Control Arm	14.1mm Pin	

# JEEP CHEROKEE (XJ)



<b>Model</b> 2.1 TD 2.5 4.0 SUV	<b>Year</b> 84-00
--	----------------------

LEFT/  
PASSENGER

RIGHT/  
DRIVER



TR5564



TR5565



TR5565



TR5564



BJ1209



BJ1209



BJ1210



BJ1210

REMARKS:

PART NO	DESCRIPTION	DIMENSIONS	COMMENTS
TR5564	Outer Tie Rod End	M17 x 1.5mm, 15.0/16.0mm Pin, Length 135mm	
TR5565	Outer Tie Rod End	M22 x 1.5mm, 14.3/16.0mm Pin, Length 135mm	
BJ1209	Upper Ball Joint	15.8/19.1mm Pin, Base Ø 45.5mm	
BJ1210	Lower Ball Joint	18.3mm Pin, Base Ø 41.5mm	

# JEEP CHEROKEE (KJ)



**Model**  
2.4, 2.5 CRD, 2.8 CRD,  
3.7 V6 SUV, 4.0

**Year**  
02-08

**LEFT/  
PASSENGER**



**RIGHT/  
DRIVER**



REMARKS:

PART NO	DESCRIPTION	DIMENSIONS	COMMENTS
TR6064	Outer Tie Rod End	M16 x 1.5mm, 15.0mm Pin	
TR6065	Rack End	M24 x 1.5mm, M16 x 1.5mm, Length 283/300mm	
AR9476	Front Stab. Link	Length 149mm	
CS349	Upper Control Arm		
BJ1234	Lower Ball Joint	17.1/20.6mm Pin, Base Ø 49.0mm	
CS348L/R	Lower Control Arm		

# JEEP CHEROKEE (KK) 4X4



**Model**  
2.8 CRD, 3.7 V6

**Year**  
08-

**LEFT/  
PASSENGER**

**RIGHT/  
DRIVER**



TR6381



TR6382



TR6382



TR6381



AR9482



BJ1345



CS434L



CS434R



BJ1345



AR9482



TR6383



TR6383

REMARKS:

PART NO	DESCRIPTION	DIMENSIONS	COMMENTS
TR6381	Outer Tie Rod End	M16 x 1.5mm, 15.2mm Pin	
TR6382	Rack End	M18 x 1.5mm, M16 x 1.5mm, Length 285mm	
AR9482	Front Stab. Link	Length 180mm	
TR6383	Rear Stab. Link	Length 270mm	
BJ1345	Lower Ball Joint	17.3mm Pin, Base Ø 49.7mm	
CS434L/R	Lower Control Arm		

# JEEP COMMANDER 4X4



**Model**  
3.0L CRD, 4.7 V8, 5.7

**Year**  
06-

**LEFT/  
PASSENGER**



TR6080

TR6079



BJ1350



CS356



BJ1345



CS363L



AR9497

**RIGHT/  
DRIVER**



TR6079

TR6080



BJ1350



CS356



BJ1345



CS363R



AR9497

REMARKS:

PART NO	DESCRIPTION	DIMENSIONS	COMMENTS
TR6080	Outer Tie Rod End	M16 x 1.5mm, 15.0mm Pin	
TR6079	Rack End	M16 x 1.5mm, M16 x 1.5mm, Length 289/303mm	
AR9497	Front Stab. Link	Length 230mm	
BJ1350	Upper Ball Joint	14.6mm Pin, Base Ø 44.1mm	
CS356	Upper Control Arm		
BJ1345	Lower Ball Joint	17.3mm Pin, Base Ø 49.7mm	
CS363L/R	Lower Control Arm		

# JEEP COMPASS



Model	Year
2.0 CRD, 2.4	07-09
2.0	11-13

LEFT/  
PASSENGER

RIGHT/  
DRIVER



TR6196



TR6217



TR6217



TR6196



TR5527



BJ1277



CS817L



CS817R



BJ1277



TR5527

REMARKS:

PART NO	DESCRIPTION	DIMENSIONS	COMMENTS
TR6196	Outer Tie Rod End	M14 x 1.5mm, 12.5/16.0mm Pin	
TR6217	Rack End	M14 x 1.5mm, M14 x 1.5mm, Length 298/311mm	
TR5527	Front Stab. Link	Length 265mm	
BJ1277	Lower Ball Joint	20.0mm Pin, Base Ø 39.8mm	
CS817L/R	Lower Control Arm		



# JEEP GRAND CHEROKEE (WJ)



**Model**  
2.5 TD, 2.7 CRD, 3.1 TD, 4.0, 4.7 SUV

**Year**  
98-05

**LEFT/  
PASSENGER**

**RIGHT/  
DRIVER**



REMARKS:

PART NO	DESCRIPTION	DIMENSIONS	COMMENTS
TR6066	Outer Tie Rod End	M24 x 1.5L mm, M24 x 1.5, 14.3mm Pin, Length 242mm	
TR5988	Outer Tie Rod End	M24 x 1.5mm, 14.2mm Pin	
AR9494	Front Stab. Link	Length 204mm	
BJ1212U	Upper Ball Joint	16.0mm Pin, Base Ø 45.5mm	
BJ1211	Rear Axle Upper Ball Joint	15.2/18.3mm Pin, Base Ø 54.0mm	
CS351	Upper Control Arm		
BJ1212	Lower Ball Joint	17.7mm Pin, Base Ø 41.5mm	With Threaded Insert
CS350	Lower Control Arm		

# JEEP GRAND CHEROKEE (WK)



**Model**  
3.0 CRD  
3.7 V6  
4.7 V8  
5.7 V8  
6.1 V8 SUV

**Year**  
05-

**LEFT/  
PASSENGER**



**RIGHT/  
DRIVER**



REMARKS:

PART NO	DESCRIPTION	DIMENSIONS	COMMENTS
TR6080	Outer Tie Rod End	M16 x 1.5mm, 15.0mm Pin	
TR6079	Rack End	M16 x 1.5mm, M16 x 1.5mm, Length 289/303mm	
AR9497	Front Stab. Link	Length 230mm	
BJ1350	Upper Ball Joint	14.6mm Pin, Base Ø 44.1mm	
CS356	Upper Control Arm		
BJ1345	Lower Ball Joint	17.3mm Pin, Base Ø 49.7mm	
CS363L/R	Lower Control Arm		

# JEEP GRAND CHEROKEE (WK2)



**Model**  
3.0 CRD  
3.6 V6  
5.7  
6.4 SRT

**Year**  
11-

**LEFT/  
PASSENGER**



**RIGHT/  
DRIVER**



REMARKS:

PART NO	DESCRIPTION	DIMENSIONS	COMMENTS
TR6407	Outer Tie Rod End	M18 x 1.5mm, 14.9mm Pin, Length 230mm	
TR6408	Rack End	M16 x 1.5mm, M18 x 1.5mm, Length 220mm	
TR6409L/R	Front Stab. Link	Length 133mm	
BJ1351	Upper Ball Joint	16.8mm Pin, Base Ø 48.3mm	
CS445L/R	Upper Control Arm		
BJ1352	Lower Ball Joint	18.0mm Pin, Base Ø 44.5mm	
CS446L/R	Lower Control Arm		

# JEEP PATRIOT



**Model**  
2.0 CRD, 2.4

**Year**  
07-

LEFT/  
PASSENGER

RIGHT/  
DRIVER



REMARKS:

PART NO	DESCRIPTION	DIMENSIONS	COMMENTS
TR6196	Outer Tie Rod End	M14 x 1.5mm, 12.5/16.0mm Pin	
TR6217	Rack End	M14 x 1.5mm, M14 x 1.5mm, Length 298/311mm	07-
TR5527	Front Stab. Link	Length 265mm	
BJ1277	Lower Ball Joint	20.0mm Pin, Base Ø 39.8mm	
CS817L/R	Lower Control Arm		

# JEEP WRANGLER (JK)



<b>Model</b> 2.8 CRD 3.6 V6 3.8	<b>Year</b> 07-
--	--------------------

LEFT/  
PASSENGER

RIGHT/  
DRIVER



TR6411

TR6248

DL5571

TR6410



BJ1212U

BJ1212U

TR6247

TR6247

BJ1212

BJ1212

REMARKS:

PART NO	DESCRIPTION	DIMENSIONS	COMMENTS
TR6411	Assembly Rod End		
TR6248	Tie Rod End	16.7mm Pin, Length 167mm	Pitman Arm Side
DL5571	Drag Link		
TR6410	Tie Rod End	16.7mm Pin, Length 270mm	Drag Link End
TR6247	Front Stab. Link	Length 130mm	
BJ1212U	Upper Ball Joint	16.0mm Pin, Base Ø 45.5mm	
BJ1212	Lower Ball Joint	17.7mm Pin, Base Ø 41.5mm	With Threaded Insert

Model  
1.8 LS  
2.0 CVVT  
2.0 CRDI

Year  
08-

LEFT/  
PASSENGER

RIGHT/  
DRIVER



TR6068



TR6067



TR6067



TR6068



TR6039



BJ1229



TR6040



CS352L



CS352R



BJ1229



TR6040



TR6039

REMARKS:

PART NO	DESCRIPTION	DIMENSIONS	COMMENTS
TR6068	Outer Tie Rod End	M16 x 1.5mm, 13.4mm Pin, Length 204mm	
TR6067	Rack End	M18 x 1.5mm, M16 x 1.5mm, Length 199/216mm	
TR6039	Front Stab. Link	Length 241mm	
TR6040	Rear Stab. Link	Length 180mm	
BJ1229	Lower Ball Joint	15.1/17.2mm Pin	
CS352L/R	Lower Control Arm		

# KIA CARNIVAL



**Model**  
2.5 V6 LS  
2.9 CRDI, LS TDi  
3.5

**Year**  
00-05

**LEFT/  
PASSENGER**

**RIGHT/  
DRIVER**



TR5625



TR5626L



TR5627



TR5626R



TR5627



TR5625

REMARKS:

PART NO	DESCRIPTION	DIMENSIONS	COMMENTS
TR5625	Outer Tie Rod End	M14 x 1.5mm, 14.0/16.0mm Pin, Length 130mm	
TR5626L	Rack End	M18 x 1.5mm, M14 x 1.5mm, Length 245/262mm	
TR5626R	Rack End	M17 x 1.0mm, M14 x 1.5mm, Length 308mm	
TR5627	Front Stab. Link	Length 64mm	

**Model**  
1.6 LX, 2.0 CRDI EX

**Year**  
04-08

LEFT/  
PASSENGER

RIGHT/  
DRIVER



REMARKS:

PART NO	DESCRIPTION	DIMENSIONS	COMMENTS
TR5474	Outer Tie Rod End	M14 x 1.5mm, 13.5/15.0mm Pin	
TR5566	Rack End	M16 x 1.5mm, M14 x 1.5mm, Length 328/347mm	
TR5939	Front Stab. Link	Length 250mm	
BJ1011	Lower Ball Joint	15.0/17.2mm Pin, Base Ø 40.0mm	
CS291L/R	Lower Control Arm		



Model	Year
1.6, 2.0	09-
1.6, 2.0	13-

LEFT/  
PASSENGER

RIGHT/  
DRIVER



TR6059



TR6058



TR6058



TR6059



TR6026



BJ1011



CS425L



CS425R



BJ1011



BJ1229



TR6026

REMARKS:

PART NO	DESCRIPTION	DIMENSIONS	COMMENTS
TR6059	Outer Tie Rod End	M14 x 1.5mm, 13.4/15.1mm Pin, Length 230mm	
TR6058	Rack End	M16 x 1.5mm, M14 x 1.5mm, Length 162/180mm	
TR6026	Front Stab. Link	Length 243mm	
BJ1011	Lower Ball Joint	15.0/17.2mm Pin, Base Ø 40.0mm	
BJ1229	Lower Ball Joint	15.1/17.2mm Pin	Alt.
CS425L/R	Lower Control Arm		


KIA  
CLARUS, CARENS



Model	Year
2.0 GLX	98-01
1.8 LS	00-01

LEFT/  
PASSENGER

RIGHT/  
DRIVER



REMARKS:

PART NO	DESCRIPTION	DIMENSIONS	COMMENTS
TR5628	Outer Tie Rod End	M14 x 1.5mm, 13.0/15.0mm Pin	
TR5629	Rack End	M16 x 1.5mm, M14 x 1.5mm, Length 284/305mm	
TR5569	Rack End	M16 x 1.0mm, M14 x 1.5mm, Length 284mm	
TR5496L/R	Front Stab. Link	Length 104mm	
TR5630L/R	Front Stab. Link	Length 280mm	
BJ926	Lower Ball Joint	16.0mm Pin	
BJ928	Lower Ball Joint	18.0mm Pin, Base Ø 42.4mm	
BJ1280	Lower Ball Joint	18.0mm Pin	

**Model**  
2.7i Workhouse D/S,  
P/up

**Year**  
04-

LEFT/  
PASSENGER



RIGHT/  
DRIVER



REMARKS:

PART NO	DESCRIPTION	DIMENSIONS	COMMENTS
TR5411	Outer Tie Rod End	M14 x 1.5mm, 14.0/16.0mm Pin	
TR5420	Rack End	M17 x 1.0mm, M14 x 1.5mm, Length 175/199mm	
TR5971	Rack End	M18 x 1.5mm, M14 x 1.5mm, Length 183/200mm	
BJ903	Upper Ball Joint	17.8/20.2mm Pin	
CS437L/R	Upper Control Arm		
BJ904	Lower Ball Joint	19.7/22.0mm Pin	
CS438L/R	Lower Control Arm		

# KIA OPTIMA



**Model**  
2.4, 2.4 GDi

**Year**  
12-

**LEFT/  
PASSENGER**



**RIGHT/  
DRIVER**



REMARKS:

PART NO	DESCRIPTION	DIMENSIONS	COMMENTS
TR6251	Outer Tie Rod End	M16 x 1.5mm, 13.4mm Pin, Length 233mm	
TR6060	Rack End	M16 x 1.5mm, M16 x 1.5mm, Length 193/212mm	
TR6273	Front Stab. Link	Length 270mm	
TR6274L/R	Front Stab. Link	Length 352mm	Alt.
BJ1307	Lower Ball Joint	18.0mm Pin	
CS846L/R	Lower Control Arm		

# KIA PICANTO



**Model**  
1.0 Std  
1.1 LX, EX, Std

**Year**  
04-11

**LEFT/  
PASSENGER**



**RIGHT/  
DRIVER**



REMARKS:

PART NO	DESCRIPTION	DIMENSIONS	COMMENTS
TR5481	Outer Tie Rod End	M12 x 1.25mm, 13.2/15.2mm Pin	
TR5828	Rack End	M16 x 1.5mm, M12 x 1.25mm, Length 285/307mm	
TR5937L/R	Front Stab. Link	Length 230mm	
BJ1131	Lower Ball Joint	16.0mm Pin, Base Ø 40.0mm	
CS290L/R	Lower Control Arm		
BJ1011	Lower Ball Joint	15.0/17.2mm Pin, Base Ø 40.0mm	G4HG Eng. Code
CS459L/R	Lower Control Arm		G4HG Eng. Code

Model  
1.0, 1.2

Year  
11-

LEFT/  
PASSENGER

RIGHT/  
DRIVER



REMARKS:

PART NO	DESCRIPTION	DIMENSIONS	COMMENTS
TR6368	Outer Tie Rod End	M12 x 1.25mm, 13.3mm Pin, Length 165mm	Without Power Steering
TR6370	Rack End	M14 x 1.5mm, M12 x 1.25mm, Length 218mm	Without Power Steering
TR6369	Outer Tie Rod End	M14 x 1.5mm, 13.3mm Pin, Length 194mm	With Power Steering
TR6246	Rack End	M20 x 1.5mm, M14 x 1.5mm, Length 193mm	With Power Steering
TR6025L/R	Front Stab. Link	Length 215mm	
BJ1301	Lower Ball Joint	18.0mm Pin, Base Ø 40.0mm	
CS836L/R	Lower Control Arm		

**Model**  
2.7 12 Seater Bus,  
P/van

**Year**  
04-

LEFT/  
PASSENGER

RIGHT/  
DRIVER



TR5798



TR5798



BJ1022



TR5798



BJ1022



TR5798

REMARKS:

PART NO	DESCRIPTION	DIMENSIONS	COMMENTS
TR5798	Outer Tie Rod End	M14 x 1.5mm, 13.8/15.0mm Pin	
TR5799	Rack End	M17 x 1.0mm, M14 x 1.5mm, Length 267/290mm	
BJ1022	Lower Ball Joint	21.6/24.0mm Pin, Base Ø 47.3mm	

Model  
1.3 LX

Year  
98-99

LEFT/  
PASSENGER

RIGHT/  
DRIVER



TR5184



TR5632



BJ988



TR5632



TR5184



BJ989

REMARKS:

PART NO	DESCRIPTION	DIMENSIONS	COMMENTS
TR5184	Outer Tie Rod End	M12 x 1.25mm, 12.8/14.3mm Pin	
TR5632	Rack End	M16 x 1.5mm, M12 x 1.25mm, Length 263/310mm	
BJ988	Lower Track Control Arm LHS	16.0mm Pin	
BJ989	Lower Track Control Arm RHS	16.0mm Pin	



**Model**  
1.3  
1.5 LX

**Year**  
00-05

**LEFT/  
PASSENGER**

**RIGHT/  
DRIVER**



TR5481



TR5824



TR5825



TR6128L TR6127L



BJ988



BJ1046



TR5824



TR5825



TR6127R TR6128R



BJ989



BJ1047



TR5481

REMARKS:

PART NO	DESCRIPTION	DIMENSIONS	COMMENTS
TR5481	Outer Tie Rod End	M12 x 1.25mm, 13.2/15.2mm Pin	
TR5824	Rack End	M16 x 1.5mm, M12 x 1.25mm, Length 281/301mm	Manual Steering
TR5825	Rack End	M16 x 1.5mm, M12 x 1.25mm, Length 279/296mm	Power Steering
TR6127L/R	Front Stab. Link	Length 215mm	02-
TR6128L/R	Front Stab. Link	Length 240mm	-02
BJ988	Lower Track Control Arm LHS	16.0mm Pin	00-03
BJ989	Lower Track Control Arm RHS	16.0mm Pin	00-03
BJ1046	Lower Track Control Arm LHS	16.0mm Pin	03-05
BJ1047	Lower Track Control Arm RHS	16.0mm Pin	03-05

**Model**  
1.4 High  
1.6 Sport

**Year**  
05-11

LEFT/  
PASSENGER

RIGHT/  
DRIVER



REMARKS:

PART NO	DESCRIPTION	DIMENSIONS	COMMENTS
TR5940	Outer Tie Rod End	M14 x 1.5mm, 13.4/15.0mm Pin	
TR5951	Rack End	M16 x 1.5mm, M14 x 1.5mm, Length 190/215mm	
TR5941L/R	Front Stab. Link	Length 285mm	
BJ1201	Lower Ball Joint	15.0/16.8mm Pin	
CS292L/R	Lower Control Arm		

Model  
1.2, 1.4

Year  
11-

LEFT/  
PASSENGER

RIGHT/  
DRIVER



REMARKS:

PART NO	DESCRIPTION	DIMENSIONS	COMMENTS
TR6376	Outer Tie Rod End	M16 x 1.5mm, 13.3mm Pin, Length 203mm	
TR6377	Rack End	M16 x 1.5mm, M16 x 1.5mm, Length 218mm	
TR6279	Outer Tie Rod End	M14 x 1.5mm, 13.3mm Pin, Length 203mm	Alt.
TR6280	Rack End	M14 x 1.5mm, M14 x 1.5mm, Length 219/234mm	Alt.
TR6270	Front Stab. Link	Length 282mm	
BJ1301	Lower Ball Joint	18.0mm Pin, Base Ø 40.0mm	
CS429L/R	Lower Control Arm		

# KIA SEDONA



<b>Model</b>	<b>Year</b>
2.5, 2.9 CRDi, 3.8	07-
2.2 CRDi	12-

**LEFT/  
PASSENGER**

**RIGHT/  
DRIVER**



TR6373



TR6374



TR6374



TR6373



BJ1299



CS428L



CS428R



BJ1299



TR6375R

TR6375L

REMARKS:

PART NO	DESCRIPTION	DIMENSIONS	COMMENTS
TR6373	Outer Tie Rod End	M16 x 1.5mm, 14.0mm Pin, Length 218mm	
TR6374	Rack End	M16 x 1.5mm, M16 x 1.5mm, Length 212mm	
TR6375L/R	Front Stab. Link	Length 322mm	
BJ1299	Lower Ball Joint	20.0mm Pin	
CS428L/R	Lower Control Arm		

KIA  
SEPHIA



Model: 1.5 LS  
Year: 98-01

LEFT/  
PASSENGER

RIGHT/  
DRIVER



TR5628



TR5634



BJ926



TR5634



BJ926



TR5628

REMARKS:

PART NO	DESCRIPTION	DIMENSIONS	COMMENTS
TR5628	Outer Tie Rod End	M14 x 1.5mm, 13.0/15.0mm Pin	
TR5634	Rack End	M16 x 1.5mm, M14 x 1.5mm, Length 277/284mm	
BJ926	Lower Ball Joint	16.0mm Pin	

KIA  
SHUMA I, SHUMA II



Model	Year
1.5i LS	99-02
1.8i GS	
1.6i, 1.8i GS	02-06

LEFT/  
PASSENGER

RIGHT/  
DRIVER



TR5628



TR5633L



TR5633R



TR5628



TR5635



BJ926



BJ1280



BJ926



BJ1280



TR5635








REMARKS:

PART NO	DESCRIPTION	DIMENSIONS	COMMENTS
TR5628	Outer Tie Rod End	M14 x 1.5mm, 13.0/15.0mm Pin	
TR5633L/R	Rack End	M16 x 1.5mm, M14 x 1.5mm, Length 293/310mm	
TR5635	Front Stab. Link	Length 86mm	
BJ926	Lower Ball Joint	16.0mm Pin	
BJ1280	Lower Ball Joint	18.0mm Pin	

# KIA SORENTO, SORENTO 4X4



Model	Year
2.5 CRDi SUV	02-06
3.5 V6 SUV	
2.5 CRDi SUV	06-08
2.2 CRDi SUV	08-
3.5 V6 SUV	

LEFT/ PASSENGER	RIGHT/ DRIVER
 TR5855	 TR5856
 TR6131L	 CS249R
 TR6042L	 TR6041
 TR6041	 TR6042R
 CS249L	 TR6131R
 BJ1142	 CS353R
 CS353L	 BJ1142

REMARKS:

PART NO	DESCRIPTION	DIMENSIONS	COMMENTS
TR5855	Outer Tie Rod End	M14 x 1.5mm, 14.0/16.1mm Pin	
TR5856	Rack End	M18 x 1.5mm, M14 x 1.5mm, Length 172/189mm	
TR6041	Front Stab. Link	Length 150mm	
TR6131L/R	Front Stab. Link	Length 85mm	
TR6042L/R	Rear Stab. Link	Length 120mm	
BJ1142	Lower Ball Joint	21.6/24.0mm Pin	
CS249L/R	Upper Control Arm		Sorento 4x4 only
CS353L/R	Lower Control Arm		

# KIA SORENTO



**Model**  
2.2, 3.5

**Year**  
09-

**LEFT/  
PASSENGER**

**RIGHT/  
DRIVER**



TR6061



TR6372



TR6372



TR6061



BJ981



TR6028



TR6027L



TR6027R



TR6028



BJ981

REMARKS:

PART NO	DESCRIPTION	DIMENSIONS	COMMENTS
TR6061	Outer Tie Rod End	M16 x 1.5mm, 14.0/16.0mm Pin, Length 229mm	
TR6372	Rack End	M18 x 1.5mm, M16 x 1.5mm, Length 188mm	
TR6027L/R	Front Stab. Link	Length 341mm	
TR6028	Rear Stab. Link	Length 100mm	
BJ981	Lower Ball Joint	20.0mm Pin, Base Ø 42.75mm	



# KIA SOUL I & II



<b>Model</b> 1.6, 1.6 CRDi 1.6, 2.0	<b>Year</b> 09- 11-
---	---------------------------

**LEFT/  
PASSENGER**

**RIGHT/  
DRIVER**



REMARKS:

PART NO	DESCRIPTION	DIMENSIONS	COMMENTS
TR6186	Outer Tie Rod End	M16 x 1.5mm, 13.4mm Pin, Length 188mm	
TR6366	Rack End	M16 x 1.5mm, M16 x 1.5mm, Length 247mm	
TR6367L/R	Front Stab. Link	Length 215mm	
BJ1301	Lower Ball Joint	18.0mm Pin, Base Ø 40.0mm	
CS426L/R	Lower Control Arm		
CS427L/R	Lower Control Arm		With Bracket

KIA  
SPORTAGE 4X4



Model  
2.0 SUV

Year  
99-05

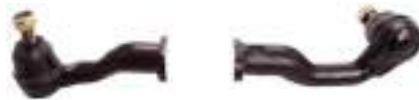
LEFT/  
PASSENGER



TR5637

TR5636

RIGHT/  
DRIVER



TR5636

TR5637



DL5558



BJ1088



TR5638



TR5638



BJ1088

REMARKS:

PART NO	DESCRIPTION	DIMENSIONS	COMMENTS
TR5636	Inner Tie Rod End	M18 x 1.5mm, 14.6mm Pin	RHT & LHT
TR5637	Outer Tie Rod End	M18 x 1.5mm, 13.4mm Pin	RHT & LHT
TR5638	Stab. Link Rod	Length 195mm	
BJ1088	Lower Ball Joint	18.0/20.0mm Pin	
DL5558	Centre Rod	Pin 13.5mm, Length 764mm	

# KIA SPORTAGE 4X4



**Model**  
2.0  
2.0 CRDi  
2.7 V6 SUV

**Year**  
05-

**LEFT/  
PASSENGER**

**RIGHT/  
DRIVER**



REMARKS:

PART NO	DESCRIPTION	DIMENSIONS	COMMENTS
TR5934	Outer Tie Rod End	M16 x 1.5mm, 13.4/15.0mm Pin	
TR5935	Rack End	M16 x 1.5mm, M16 x 1.5mm, Length 244/263mm	
TR6035	Front Stab. Link	Length 238mm	
TR6036	Rear Stab. Link	Length 220mm	
BJ1186	Lower Ball Joint	14.6/17.1mm Pin	
CS289L/R	Lower Control Arm		

KIA  
SPORTAGE 4X2, 4X4



Model  
2.0, CRDi, 2.4

Year  
10-

LEFT/  
PASSENGER

RIGHT/  
DRIVER



TR6251



TR6252



TR6252



TR6251



TR6253



BJ1303



CS839L



TR6254



CS839R



BJ1303



TR6254



TR6253

REMARKS:



PART NO	DESCRIPTION	DIMENSIONS	COMMENTS
TR6251	Outer Tie Rod End	M16 x 1.5mm, 13.4mm Pin, Length 233mm	
TR6252	Rack End	M16 x 1.5mm, M16 x 1.5mm, Length 183mm	
TR6253	Front Stab. Link	Length 267mm	
TR6254	Rear Stab. Link	Length 140mm	
BJ1303	Lower Ball Joint	18.0mm Pin	
CS839L/R	Lower Control Arm		


**LAND ROVER**  
110, DEFENDER 90, DEFENDER 110,  
DEFENDER 130, STORM, RANGE ROVER 4X4




Model	Year
3.5, P/up, 3.9	82-96
2.5 TDi Country S/W	95-05
2.8i, 3.5 CSW	
2.5 TDi, TD5	95-05
2.8, 2.8i CSW, 3.5 CSW	95-05
2.5 TDi, 3.5	
3.5 Vogue	79-93



**LEFT/  
PASSENGER**


  
TR201
   
TR202L


  
TR6043

  
BJ881

**RIGHT/  
DRIVER**

  
TR202R
   
TR201

  
TR6043

  
BJ881

REMARKS:

PART NO	DESCRIPTION	DIMENSIONS	COMMENTS
TR201	Inner Tie Rod End	M11/16" x 16 unf, 15.0/17.5mm Pin	
TR202L/R	Outer Tie Rod End/Drag Link	M11/16" x 16 unf, 15.1/17.6mm Pin	
TR6043	Front Stab. Link	Length 64mm	
BJ881	Rear Suspension Joint	23.0/27.0mm Pin	

**LAND ROVER**  
DEFENDER 90, DEFENDER 110,  
DEFENDER 130, DISCOVERY I 4X4



Model	Year
2.4 TDi Fire & Ice S/W Puma S/W	05-
2.4 TDI Fire & Ice S/W Hardtop, HC, Puma, Puma SWB P/up	05-
2.4 TDi, Crew Cab HC P/up	05-
2.5 TD, TD5 ES, TD5 GS, TD5 X5, 2.5, ES, ES, TDi, S, 3.5, 3.9i ES	89-98

LEFT/  
PASSENGER

RIGHT/  
DRIVER



TR202L



TR202R



TR6043



TR6043



BJ876



BJ876



BJ881



BJ881

REMARKS:

PART NO	DESCRIPTION	DIMENSIONS	COMMENTS
TR202L/R	Outer Tie Rod End/Drag Link	M11/16" x 16 unf, 15.1/17.6mm Pin	
TR6043	Front Stab. Link	Length 64mm	
BJ876	Rear Self Levelling Joint	M14 x 1.5mm, 20mm Pin	89-98
BJ881	Rear Suspension Joint	23.0/27.0mm Pin	

# LAND ROVER

## DISCOVERY II, RANGE ROVER



<b>Model</b> 2.5 TDi, TD5 ES, GS, XS, 2.5 TDi ES, S, 3.5, 3.9i ES, S S/W, 4.0 SE, 4.6 HSE	<b>Year</b> 98-05  94-01
---	-----------------------------------

LEFT/  
PASSENGER



TR5747



TR5747

RIGHT/  
DRIVER



TR5749



TR5758



TR5814



TR5814



BJ1109



BJ1085



BJ1085



BJ1109

REMARKS:

PART NO	DESCRIPTION	DIMENSIONS	COMMENTS
TR5747	Outer Tie Rod/Drag Link End	M18 x 1.5mm, 14.0/17.7mm Pin	LHT
TR5749	Tie Rod Assembly	M20 x 1.5mm, Length 1240mm	
TR5758	Drag Link Assembly	M22 x 1.5mm, 14mm Pin, Length 1060mm	
TR5814	Front Stab. Link	Length 97mm	
BJ1109	Upper Ball Joint	16.0/19.2mm Pin	
BJ1085	Lower Ball Joint	19.0/23.0mm Pin	

# LAND ROVER DISCOVERY III



**Model**  
2.7 TD, 3.0 TDi, HSE,  
S, SE, 4.0, 4.4, 5.0 V8  
HSE

**Year**  
05-10

**LEFT/  
PASSENGER**

**RIGHT/  
DRIVER**



REMARKS:

PART NO	DESCRIPTION	DIMENSIONS	COMMENTS
TR6070	Outer Tie Rod End	M16 x 1.5mm, 16.6/20.0mm Pin	
TR6069L	Rack End	M20 x 1.5mm, M16 x 1.5mm, Length 375/392mm	
TR6069R	Rack End	M16 x 1.5mm, M16 x 1.5mm, Length 375/392mm	
TR6044	Front Stab. Link	Length 278mm	
TR6045	Rear Stab. Link	Length 116mm	
BJ1236	Upper Ball Joint	13.9/17.3mm Pin	
BJ1237	Lower Ball Joint	20.5/26.7mm Pin	
CS826L/R	Lower Control Arm		



# LAND ROVER FREELANDER I (L314)



**Model**  
1.8i, S/W, 2.0 Di, TD4,  
2.5 KV6 SUV

**Year**  
98-04

**LEFT/  
PASSENGER**

**RIGHT/  
DRIVER**



REMARKS:

PART NO	DESCRIPTION	DIMENSIONS	COMMENTS
TR5687	Outer Tie Rod End	M16 x 1.5mm, 14.7/16.2mm Pin	
TR6164L/R	Side Rod Assembly	M16 x 1.5mm, Length 503mm	
TR5688	Front Stab. Link	Length 177mm	
BJ1037	Lower Ball Joint	15.0/18.3mm Pin	
CS204L/R	Lower Control Arm		

# LAND ROVER / RANGE ROVER FREELANDER II (L359)



**Model**  
(204PT) 2.0 Pet.,  
(224DT) 2.2D,  
(B6324S) 3.2 Pet.

**Year**  
07-14

**LEFT/  
PASSENGER**

**RIGHT/  
DRIVER**



REMARKS:

PART NO	DESCRIPTION	DIMENSIONS	COMMENTS
TR6019	Outer Tie Rod End	M18 x 1.5mm, 16.8/20.1mm Pin	
TR6020	Rack End	M16 x 1.5mm, M18 x 1.5mm, Length 315mm/335mm	
TR6481	Front Stab. Link	Length 347mm	
TR6482	Rear Stab. Link	Length 229mm	
BJ1370	Lower Ball Joint	17.9mm Pin	
CS472L/R	Lower Control Arm		

# LAND ROVER / RANGE ROVER EVOQUE



**Model**  
2.0 si4  
2.2 sd4

**Year**  
11-

**LEFT/  
PASSENGER**

**RIGHT/  
DRIVER**



TR6389



TR6390



TR6390



TR6389



TR6391



CS439L



CS439R



TR6391

REMARKS:

PART NO	DESCRIPTION	DIMENSIONS	COMMENTS
TR6389	Outer Tie Rod End	M18 x 1.5mm, 16.5mm Pin, Length 115mm	
TR6390	Rack End	M16 x 1.5mm, M18 x 1.5mm, Length 297mm	
TR6391	Front Stab. Link	Length 320mm	
CS439L/R	Lower Control Arm	25mm Pin	

**LEYLAND**  
AUSTIN, 1100, APACHE, MARINA



Model	Year
11/55	65-75
1275, TC	71-78
1300, 1800, 1750, 2600	73-79

LEFT/  
PASSENGER

RIGHT/  
DRIVER



TR1205



TR1205

REMARKS:

PART NO	DESCRIPTION	DIMENSIONS	COMMENTS
TR1205	Outer Tie Rod End	1/2" x 20 unf, 11.5/13.0mm Pin	

**LEYLAND**  
MINI, SEDAN, COOPER MKII, MKII, 1100



<b>Model</b>	<b>Year</b>
850, 100, Countryman, S, S/W, Clubman, D/L, Moonlight, Sunshine, Van den Plas, 1275 Cooper S, GTS, 1275E, Panda, Rebel, Clubman, 1275 GT, Mini 1000 P/up, P/van	59-84 66-77

LEFT/  
PASSENGER

RIGHT/  
DRIVER



TR1205



TR1205



SR5776



SK60S

REMARKS:

PART NO	DESCRIPTION	DIMENSIONS	COMMENTS
TR1205	Outer Tie Rod	1/2" x 20 unf, 11.5/13.0mm Pin	
SR5776	Steering Rack		
SK60S	Upper & Lower Ball Joint		Repair Kit for 1 Wheel

**LEXUS**  
IS250, IS F-SERIES, GS300



Model	Year
IS250	05-
IS F-SERIES	07-
GS300	05-11

LEFT/  
PASSENGER

RIGHT/  
DRIVER



TR6209



TR6209



TR6210L



TR6210R



BJ1290L



BJ1290R

REMARKS:

PART NO	DESCRIPTION	DIMENSIONS	COMMENTS
TR6209	Rack End	M14 x 1.5mm, M15 x 1.5mm, Length 259/276mm	
TR6210L/R	Front Stab. Link	Length 85mm	
BJ1290L/R	Lower Ball Joint	13.9/15.0mm, 17.6/21.1mm Pin	

# MAHINDRA BOLERO 4X2, 4X4



**Model**                      **Year**  
2.5 S/Cab, D/Cab, NEF    03-  
D/Cab

**LEFT/  
PASSENGER**

**RIGHT/  
DRIVER**



TR6099



TR6099



TR6100



TR6100



TR6104L



TR6104R



BJ1254



BJ1254



BJ1253



BJ1253

REMARKS:

PART NO	DESCRIPTION	DIMENSIONS	COMMENTS
TR6099	Outer Tie Rod End	M18 x 1.5mm, 14.2/16.0mm Pin	Manual Steering
TR6100	Outer Tie Rod End	M12 x 1.5mm, 14.0/16.5mm Pin	Power Steering
TR6104L/R	Front Stab. Link	Length 156mm	
BJ1254	Upper Ball Joint	16.4mm Pin	
BJ1253	Lower Ball Joint		

# MAHINDRA SCORPIO 4X2, 4X4



**Model**  
2.2 CRDe, SUV  
2.5 Tci NEF SUV  
2.6 GLX, SUV

**Year**  
03-

**LEFT/  
PASSENGER**

**RIGHT/  
DRIVER**



TR6102



TR6101



TR6101



TR6102



TR6104L



TR6103



TR6103



TR6104R



BJ1255



BJ1255



BJ1252



BJ1252

REMARKS:

PART NO	DESCRIPTION	DIMENSIONS	COMMENTS
TR6102	Outer Tie Rod End	M14 x 1.5mm, 13.5mm Pin	
TR6101	Rack End	M14 x 1.5mm, M14 x 1.5mm, Length 294mm	
TR6104L/R	Front Stab. Link	Length 156mm	
TR6103	Rear Stab. Link	Length 196mm	
BJ1255	Upper Ball Joint	17.7/19.5mm Pin	4x4
BJ1252	Lower Ball Joint	17.6/19.5mm Pin	4x4



MAHINDRA  
XUV 500



Model 2.2 Year 15-

LEFT/  
PASSENGER

RIGHT/  
DRIVER



TR6413



TR6414



TR6414



TR6413



BJ1353



TR6415L



TR6415R



BJ1353

REMARKS:

PART NO	DESCRIPTION	DIMENSIONS	COMMENTS
TR6413	Outer Tie Rod End	M14 x 1.5mm, 15.0mm Pin, Length 244mm	
TR6414	Rack End	M14 x 1.5mm, M14 x 1.5mm, Length 178mm	
TR6415L/R	Front Stab. Link	Length 275mm	
BJ1353	Lower Ball Joint	22mm Pin, Base Ø 50.7mm	

Model  
2.2, 2.5

Year  
10-

LEFT/  
PASSENGER

RIGHT/  
DRIVER



TR6416



TR6417



TR6417



TR6416



BJ1354



TR6418L



TR6418R



BJ1354

REMARKS:

PART NO	DESCRIPTION	DIMENSIONS	COMMENTS
TR6416	Outer Tie Rod End	M14 x 1.5mm, 14.0mm Pin, Length 85mm	
TR6417	Rack End	M14 x 1.5mm, M16 x 1.5mm, Length 275mm	
TR6418L/R	Front Stab. Link	Length 118mm	
BJ1354	Lower Ball Joint	17.7mm Pin	

MAZDA  
1300



Model 1300  
Year 70-74

LEFT/  
PASSENGER

RIGHT/  
DRIVER



TR5135



TR5135

REMARKS:

PART NO	DESCRIPTION	DIMENSIONS	COMMENTS
TR5135	Inner Tie Rod End	M14 x 1.5mm, 13.5/15.5mm Pin	

# MAZDA 121



**Model**  
1.3 Soho  
1.4 Soho

**Year**  
97-99

**LEFT/  
PASSENGER**



**RIGHT/  
DRIVER**



REMARKS:

PART NO	DESCRIPTION	DIMENSIONS	COMMENTS
TR5570	Outer Tie Rod End	M14 x 2.0mm, 11.6/13.8mm Pin	
TR5508	Rack End	M14 x 1.5mm, M14 x 2.0mm, Length 287/306mm	
TR5380	Front Stab. Link	Length 240mm	
SR5853	Steering Rack		Manual Steering
BJ1019	Lower Ball Joint	16.5mm Pin	
CS154	Lower Control Arm RHS		
CS155	Lower Control Arm LHS		

# MAZDA

## 2



**Model**  
1.3, 1.5 Original,  
Active, Dynamic

**Year**  
07-

**LEFT/  
PASSENGER**

**RIGHT/  
DRIVER**



REMARKS:

PART NO	DESCRIPTION	DIMENSIONS	COMMENTS
TR5829	Outer Tie Rod End	M14 x 1.5mm, 11.6/13.8mm Pin	
TR5830	Rack End	M14 x 1.5mm, M14 x 1.5mm, Length 274/289mm	
TR6257	Outer Tie Rod End	M14 x 1.5mm, 12.9mm Pin	
TR5902	Rack End	M14 x 1.5mm, M14 x 1.5mm, Length 216/229mm	Alt.
TR5831	Front Stab. Link	Length 285mm	
TR6134	Front Stab. Link	Length 252mm	Alt.
BJ1136	Lower Ball Joint	16.5/17.5mm Pin	
CS230L/R	Lower Control Arm		

# MAZDA

## 2



**Model**  
1.3 Active, Dynamic  
1.5 Dynamic, Individual

**Year**  
09-

LEFT/  
PASSENGER

RIGHT/  
DRIVER



REMARKS:

PART NO	DESCRIPTION	DIMENSIONS	COMMENTS
TR6257	Outer Tie Rod End	M14 x 1.5mm, 12.9mm Pin	
TR5902	Rack End	M14 x 1.5mm, M14 x 1.5mm, Length 216/229mm	
TR6091	Outer Tie Rod End	M14 x 1.5mm, 13.0/15.7mm Pin	
TR6092	Rack End	M14 x 1.5mm, M14 x 1.5mm, Length 294/312mm	
TR6134	Front Stab. Link	Length 252mm	
BJ1245	Lower Ball Joint	17.5mm Pin, Base Ø 38.7mm	
CS359L/R	Lower Control Arm		

# MAZDA 323



**Model**  
1.3 GLC Hatchback  
1.4 GLC Hatchback  
1.6 GLC, GLX,  
Hatchback

**Year**  
77-81

LEFT/  
PASSENGER

RIGHT/  
DRIVER



TR5136



TR5135



BJ831



TR5135



BJ831



TR5136

REMARKS:

PART NO	DESCRIPTION	DIMENSIONS	COMMENTS
TR5135	Inner Tie Rod End	M14 x 1.5mm, 13.5/15.5mm Pin	
TR5136	Outer Tie Rod End	M14 x 1.5mm, 12.6/14.1mm Pin	
BJ831	Lower Ball Joint	14.5/16.3mm Pin, Base Ø 43mm	

# MAZDA 323



**Model**  
1.3 GLC Hatchback,  
L Hatchback, S  
Hatchback, S Sedan.  
1.5 GLC Hatchback, L  
Sedan, SL Hatchback,  
SLX Sedan, Sport  
Hatchback

**Year**  
81-86

LEFT/  
PASSENGER

RIGHT/  
DRIVER



TR5314



TR5461



TR5461



TR5314



BJ926



BJ926

REMARKS:

PART NO	DESCRIPTION	DIMENSIONS	COMMENTS
TR5314	Outer Tie Rod End	M12 x 1.25mm, 13.0/14.0mm Pin	
TR5461	Rack End	M14 x 1.5mm, M12 x 1.25mm, Length 305/325mm	
BJ926	Lower Ball Joint	16mm Pin	



# MAZDA 323



**Model**  
1.3, 130, 1.5L, 1.6,  
160i.  
2.0 200e, 200i  
130, 160, 200i

**Year**  
84-97  
91-04

LEFT/  
PASSENGER



RIGHT/  
DRIVER



REMARKS:

PART NO	DESCRIPTION	DIMENSIONS	COMMENTS
TR5184	Outer Tie Rod End	M12 x 1.25mm, 12.8/14.3mm Pin	
TR5461	Rack End	M14 x 1.5mm, M12 x 1.25mm, Length 305/325mm	Manual Steering
TR5345	Outer Tie Rod End	M12 x 1.25mm, 13.0/14.0mm Pin	Alt.
TR5462	Rack End	M17 x 1.0mm, M12 x 1.25mm, Length 306/324mm	Power Steering
SR5991	Steering Rack		Manual Steering
BJ926	Lower Ball Joint	16mm Pin	
CS120	Lower Control Arm LHS		
CS121	Lower Control Arm RHS		

# MAZDA 3 (BL, BK)



**Model**  
1.6 Original, 2.0 Individual, Active, Dynamic, 2.3 MPS, 2.5

**Year**  
04-14

**LEFT/  
PASSENGER**



**RIGHT/  
DRIVER**



REMARKS: CS841L/R - 2.3 MPS

PART NO	DESCRIPTION	DIMENSIONS	COMMENTS
TR5945	Outer Tie Rod End	M17 x 1.5mm, 12.2/15.0mm Pin	
TR5946	Rack End	M14 x 1.5mm, M17 x 1.5mm, Length 292/309mm	
TR5950	Front Stab. Link	Length 300mm	
TR6046	Rear Stab. Link	Length 77mm	
BJ1238	Lower Ball Joint	18mm Pin, Base Ø 42.9mm	
CS294L/R	Lower Control Arm		
CS841L/R	Lower Control Arm		Alt. (With Bigger Rear Bush)

# MAZDA 3 (BM, BN)



**Model**  
1.6 Original, 2.0  
Individual

**Year**  
12-

**LEFT/  
PASSENGER**

**RIGHT/  
DRIVER**



TR6461

TR6462



TR6462

TR6461



TR6463L



BJ1342



CS463L



TR6365L



CS463R



BJ1342



TR6463R



TR6365R

REMARKS:

PART NO	DESCRIPTION	DIMENSIONS	COMMENTS
TR6461	Outer Tie Rod End	M14 x 1.5mm, 12.8mm Pin, Length 180mm	
TR6462	Rack End	M14 x 1.5mm, M14 x 1.5mm, Length 220mm	
TR6463L/R	Front Stab. Link	Length 285mm	
TR6365L/R	Rear Stab. Link	Length 150mm	
BJ1342	Lower Ball Joint	20mm Pin, Base Ø 42.6mm	
CS463L/R	Lower Control Arm		

# MAZDA

## 5



**Model**  
2.0 Active, Individual

**Year**  
07-

LEFT/  
PASSENGER

RIGHT/  
DRIVER



REMARKS:

PART NO	DESCRIPTION	DIMENSIONS	COMMENTS
TR5945	Outer Tie Rod End	M17 x 1.5mm, 12.2/15.0mm Pin	
TR5946	Rack End	M14 x 1.5mm, M17 x 1.5mm, Length 292/309mm	
TR5950	Front Stab. Link	Length 300mm	
TR6046	Rear Stab. Link	Length 77mm	
BJ1238	Lower Ball Joint	18mm Pin, Base Ø 42.9mm	
CS294L/R	Lower Control Arm		

# MAZDA 626



**Model**  
1.6  
1.8  
2.0

**Year**  
83-93

**LEFT/  
PASSENGER**



**RIGHT/  
DRIVER**



REMARKS:

PART NO	DESCRIPTION	DIMENSIONS	COMMENTS
TR5329	Outer Tie Rod End	M14 x 1.5mm, 13.7/15.1mm Pin	
TR5445L	Rack End	M16 x 1.0mm, M14 x 1.5mm, Length 288/302mm	Manual Steering
TR5445R	Rack End	M16 x 1.0mm, M14 x 1.5mm, Length 258/272mm	Manual Steering
TR5408	Outer Tie Rod End	M14 x 1.5mm, 12.9/14.5mm Pin	Long Pin
TR5446L	Rack End	M16 x 1.5mm, M14 x 1.5mm, Length 278/300mm	Power Steering
TR5446R	Rack End	M16 x 1.5mm, M14 x 1.5mm, Length 250/272mm	Power Steering
BJ928	Lower Ball Joint	18mm Pin, Base Ø 42.7mm	
CS162	Lower Control Arm RHS		
CS163	Lower Control Arm LHS		

# MAZDA 626



Model	Year
2.0i High, Medium	93-98
2.5i Exec	
2.0 Sedan, S/W	98-03

## LEFT/ PASSENGER



TR5329



TR5410



TR5408



TR5742



TR5496L



BJ928



CS167



TR5704



CS457L

## RIGHT/ DRIVER



TR5410



TR5329



TR5742



TR5408



CS166



BJ928



TR5496R



TR5704



CS457R

REMARKS:

# MAZDA 626



CONTINUED

PART NO	DESCRIPTION	DIMENSIONS	COMMENTS
TR5329	Outer Tie Rod End	M14 x 1.5mm, 13.7/15.1mm Pin	
TR5410	Rack End	M18 x 1.5mm, M14 x 1.5mm, Length 312/329mm	
TR5408	Outer Tie Rod End	M14 x 1.5mm, 12.9/14.0mm Pin	Long Pin
TR5742	Rack End	M18 x 1.5mm, M14 x 1.5mm, Length 301/318mm	98-03
TR5496L/R	Front Stab. Link	Length 103mm	
TR5704	Rear Stab. Link	Length 89mm	93-98
BJ928	Lower Ball Joint	18mm Pin, Base Ø 42.7mm	
CS166	Lower Control Arm RHS		
CS167	Lower Control Arm LHS		
CS457L/R	Lower Control Arm		Rear Bush - 3 Holes

# MAZDA

6



**Model**  
2.0 Original, Active, Elegant  
2.3 Dynamic, Individual  
2.5 Dynamic, Individual

**Year**  
03-06

LEFT/  
PASSENGER



RIGHT/  
DRIVER



REMARKS:

PART NO	DESCRIPTION	DIMENSIONS	COMMENTS
TR5947	Outer Tie Rod End	M14 x 1.5mm, 13.0/15.0mm Pin	
TR5948	Rack End	M18 x 1.5mm, M14 x 1.5mm, Length 182/199mm	
TR5949L/R	Front Stab. Link	Length 155mm	
CS307L/R	Upper Control Arm	12.8mm Pin	
BJ1199	Lower Front Control Arm	18.5/21.1mm Pin	
BJ1200L/R	Lower Rear Control Arm	19.5/22.0mm Pin	



# MAZDA

## 6



**Model**  
2.0, 2.5

**Year**  
08-

**LEFT/  
PASSENGER**

**RIGHT/  
DRIVER**



REMARKS:

PART NO	DESCRIPTION	DIMENSIONS	COMMENTS
TR6356	Outer Tie Rod End	M14 x 1.5mm, 12.6mm Pin, Length 207mm	
TR6357	Rack End	M18 x 1.5mm, M14 x 1.5mm, Length 163mm	
TR6358L/R	Front Stab. Link	Length 160mm	
TR6359	Rear Stab. Link	Length 95mm	
BJ1340	Upper Ball Joint	12.6mm Pin, Ø 38.4mm	
CS422L/R	Upper Control Arm		

# MAZDA 6 (GJ, GL)



**Model**  
2.0 Active, 2.0 Active  
Auto., 2.2D Dynamic,  
2.5 Individual

**Year**  
12-

LEFT/  
PASSENGER

RIGHT/  
DRIVER



TR6461



TR6462



TR6462



TR6461



BJ1342

TR6365L



TR6365R

BJ1342

REMARKS:

PART NO	DESCRIPTION	DIMENSIONS	COMMENTS
TR6461	Outer Tie Rod End	M14 x 1.5mm, 12.8mm Pin, Length 180mm	
TR6462	Rack End	M14 x 1.5mm, M14 x 1.5mm, Length 220mm	
TR6365L/R	Rear Stab. Link	Length 150mm	
BJ1342	Lower Ball Joint	20mm Pin, Base Ø 42.6mm	

# MAZDA ASTINA, ETUDE



**Model**  
180Se Sedan  
160, e, i, ie, iSe Sport,  
180e, Se

**Year**  
95-00

**LEFT/  
PASSENGER**

**RIGHT/  
DRIVER**



REMARKS:

PART NO	DESCRIPTION	DIMENSIONS	COMMENTS
TR5481	Outer Tie Rod End	M12 x 1.75mm, 13.2/15.2mm Pin	
TR5479	Rack End	M16 x 1.0mm, M12 x 1.25mm, Length 335/353mm	
TR5496L/R	Front Stab. Link	Length 103mm	
BJ1014	Lower Ball Joint	18mm Pin	
CS168	Lower Control Arm RHS		
CS169	Lower Control Arm LHS		


# MAZDA B-SERIES



Model	Year
B1500 P/up	67-71
B1600 P/up	71-83
B1800 P/up	78-83
B2000 P/up	82-83

LEFT/  
PASSENGER

RIGHT/  
DRIVER



REMARKS:

PART NO	DESCRIPTION	DIMENSIONS	COMMENTS
TR1377	Inner/Outer Tie Rod End	M16 x 1.5mm, 13.0/14.0mm Pin	
BJ609	Upper Ball Joint	12.5/14.0mm Pin	67-80
BJ838	Upper Ball Joint	13.7/15.2mm Pin	80-83
BJ610	Lower Ball Joint	15.9/17.9mm Pin	67-80
BJ922	Lower Ball Joint	16.3/18.1mm Pin	80-83
IAB6010	Bush for Centre Rod		
IAB6011	Idler Arm Bush		
SK102	Upper V-Arm Shaft	Length 226mm, PCD 110mm	

# MAZDA B-SERIES



Model	Year
B1600 P/up	83-86
B2000 P/up	82-86
B2200 P/up	83-86

LEFT/  
PASSENGER

RIGHT/  
DRIVER



REMARKS:

PART NO	DESCRIPTION	DIMENSIONS	COMMENTS
TR5339	Outer Tie Rod End	M14 x 1.5mm, 13.7/14.5mm Pin	LHT
TR5338	Inner Tie Rod End	M14 x 1.5mm, 14.0/15.0mm Pin	
BJ838	Upper Ball Joint	13.7/15.2mm Pin	
BJ922	Lower Ball Joint	16.3/18.1mm Pin	
IA5530	Idler Arm	12.5/14.0mm Pin	
IA5535	Pitman Arm	13.7mm Pin, Ø 25.0,mm, Spline - 38T	
SK102	Upper V-Arm Shaft	Length 226mm, PCD 110mm	

# MAZDA B-SERIES



Model	Year
B1600 P/up	86-91
B1800 Drifter P/up	91-99
B2000 P/up	86-91
B2200 D/C Drifter, Magnum, Magnum D/C	86-00
B2500 TD, i D/C Drifter SLX, Hi Ride Drifter TD	96-01
B3000 Magnum Drifter P/up	86-97
B3400 D/C P/up	96-99

## LEFT/ PASSENGER



## RIGHT/ DRIVER



REMARKS:

**MAZDA  
B-SERIES**



CONTINUED

PART NO	DESCRIPTION	DIMENSIONS	COMMENTS
TR5339	Outer Tie Rod End	M14 x 1.5mm, 13.7/14.5mm Pin	LHT
TR5338	Inner Tie Rod End	M14 x 1.5mm, 14.0/15.0mm Pin	
SK102	Upper V-Arm Shaft	Length 226mm, PCD 110mm	
BJ966	Upper Ball Joint	13.5/15.1mm Pin	
CS1110L/R	Upper Control Arm		
BJ967	Lower Ball Joint	18.0/20mm Pin	
CS126L/R	Lower Control Arm		
IA5547	Idler Arm	13.6/14.9mm Pin	
IA5555	Pitman Arm	13.6/15.0mm Pin, Ø 25.0mm, Spline - 38T	86-90
IA5559	Pitman Arm	13.6/15.1mm Pin, Ø 27.0mm Spline - 43T	90-91
IAB6050	Idler Arm Bush		

# MAZDA B-SERIES 4X4



Model	Year
B2500Td D/C Magnum SLX	96-99
Magnum P/up	89-95
B2600 D/C, D/C Magnum P/up	86-96
B3000 Magnum D/C, Magnum, Drifter P/up	96-99
B3400 D/C P/up	

LEFT/  
PASSENGER

RIGHT/  
DRIVER



TR5513



TR5308



TR5308



TR5513



SK510



BJ966



CS1109L



CS1109R



BJ966



SK510



IA5547



BJ983



CS1114L



CS1114R



BJ983



IA5559

REMARKS:



MAZDA  
B-SERIES 4X4



CONTINUED

PART NO	DESCRIPTION	DIMENSIONS	COMMENTS
TR5513	Outer Tie Rod End	M14 x 1.5mm, 14.0/16.0mm Pin	
TR5308	Inner Tie Rod End	M14 x 1.5mm, 14.0/16.0mm Pin	
SK510	Upper V-Arm Shaft		
BJ966	Upper Ball Joint	13.5/15.1mm Pin	
CS1109L/R	Upper Control Arm		
BJ983	Lower Ball Joint	17.8/20.2mm Pin	
CS1114L/R	Lower Control Arm		
IA5547	Idler Arm	13.6/14.9mm Pin	
IA5559	Pitman Arm	13.6/15.1mm Pin, Ø 27.0mm, Spline - 43T	

**Model**  
B2600i Drifter SLX P/up  
2.5Td, SI SLE D/C, SLX,  
Hi Ride, SLX, D/C P/up,  
2.6i Hi Ride, SL Hi Ride,  
S/C, SLE, SLX, D/C,  
SLX Hi Ride D/C, P/up

**Year**  
00-07

LEFT/  
PASSENGER

RIGHT/  
DRIVER



TR5513



TR5308



TR5339



TR5338



SK105



BJ966



CS1111L



SK114



CS1111-14L



SK510



CS1112L



BJ1291



BJ967



CS126L



TR5308



TR5513



TR5338



TR5339



CS1111R



BJ966



SK105



CS1111-14R



SK114



CS1112R



SK510



CS126R



BJ967



BJ1291

# MAZDA B-SERIES



CONTINUED

LEFT/  
PASSENGER

RIGHT/  
DRIVER



BJ983



BJ1205



CS1114L



IA5579



IA5579B



CS1114R



IA5559



IA5580



IA5581



BJ983



BJ1205



REMARKS: Various parts of this vehicles suspension may be supplied with grease nipples. PLEASE NOTE THAT ALL PARTS SUPPLIED WITH GREASE NIPPLES MUST BE GREASED PRIOR TO FITMENT

**MAZDA  
B-SERIES**

CONTINUED



PART NO	DESCRIPTION	DIMENSIONS	COMMENTS
TR5513	Outer Tie Rod End	M14 x 1.5mm, 14.0/16.0mm Pin	
TR5308	Inner Tie Rod End	M14 x 1.5mm, 14.0/16.0mm Pin	Alt.
TR5339	Outer Tie Rod End	M14 x 1.5mm, 13.7/14.5mm Pin	LHT
TR5338	Inner Tie Rod End	M14 x 1.5mm, 14.0/15.0mm Pin	
SK105	Upper V-Arm Shaft	Ø 12mm Holes	
SK114	Upper V-Arm Shaft	Ø 14mm Holes	
BJ966	Upper Ball Joint	13.7/15.1mm Pin	
CS1111L/R	Upper Control Arm	12mm Bolt Holes on V-Arm Shaft	Hi Trail
CS1111-14L/R	Upper Control Arm	14mm Bolt Holes on V-Arm Shaft	Hi Trail, Alt.
SK510	Upper V-Arm Shaft		
CS1112L/R	Upper Control Arm		
BJ983	Lower Ball Joint	17.8/20.8mm Pin	Hi Ride
BJ1205	Lower Ball Joint	19.5/22.0mm Pin	
CS1114L/R	Upper Control Arm		Hi Ride
BJ967	Lower Ball Joint	17.8/20.0mm Pin	
BJ1291	Lower Ball Joint	19.5/22.0mm Pin	
CS126L/R	Lower Control Arm		
IA5559	Pitman Arm	13.6/15.1mm Pin, Ø 27.0mm, Spline - 43T	1.8 99-00
IA5579	Idler Arm	Ø 10mm, 14.0/16.0 Pin	
IA5579B	Idler Arm	Ø 14mm, 14.0/16.0 Pin	
IA5580	Pitman Arm	14.3/16.0mm Pin, Ø 30.0mm, Spline - 36T	
IA5581	Pitman Arm	15.3/17.0mm Pin, Ø 30.0mm, Spline - 36T	2.2, 2.5 99-09

# MAZDA

## BT-50 4X2, 4X4



**Model**  
 2.5TDi SLX, SLE D/cab  
 Freestyle SLX, 2.6  
 D/cab SLE, S/cab,  
 3.0CRDi D/cab SLE,  
 Freestyle SLX, S/cab  
 CRDi Drifter SLX P/up

**Year**  
 00-07  
 07-  
 12-

**LEFT/  
 PASSENGER**

**RIGHT/  
 DRIVER**



TR5513



TR5308



TR5308



TR5513



SK105



BJ966



CS1111L



CS1111R



BJ966



SK105



SK114



CS1111-14L



CS1111-14R



SK114



IA5579



BJ983



CS1114L



CS1114R



BJ983



IA5580



IA5579B



BJ1205



BJ1205



IA5581



BJ1291



CS850L



CS850R



BJ1291

**MAZDA**  
BT-50 4X2, 4X4



CONTINUED



REMARKS: Various parts of this vehicles suspension may be supplied with grease nipples. PLEASE NOTE THAT ALL PARTS SUPPLIED WITH GREASE NIPPLES MUST BE GREASED PRIOR TO FITMENT

PART NO	DESCRIPTION	DIMENSIONS	COMMENTS
TR5513	Outer Tie Rod End	M14 x 1.5mm, 14.0/16.0mm Pin	
TR5308	Inner Tie Rod End	M14 x 1.5mm, 14.0/16.0mm Pin	
SK105	Upper V-Arm Shaft	Ø 12mm Holes	
SK114	Upper V-Arm Shaft	Ø 14mm Holes	
BJ966	Upper Ball Joint	13.7/15.1mm Pin	
CS1111L/R	Upper Control Arm	12mm Bolt Holes on V-Arm Shaft	Hi Trail
CS1111-14L/R	Upper Control Arm	14mm Bolt Holes on V-Arm Shaft	Hi Trail, Alt.
CS1112L/R	Upper Control Arm		
BJ983	Lower Ball Joint	17.8/20.8mm Pin	
BJ1205	Lower Ball Joint	19.5/22.0mm Pin	
CS1114L/R	Lower Control Arm		
BJ1291	Lower Ball Joint	19.5/22.0mm Pin	Alt.
CS850L/R	Lower Control Arm		
IA5579	Idler Arm	Ø 10mm, 14.0/16.0 Pin	
IA5579B	Idler Arm	Ø 14mm, 14.0/16.0 Pin	
IA5580	Pit Arm	14.5/16.0mm Pin	
IA5581	Pitman Arm	15.3/17.0mm Pin, Ø 30.0mm, Spline - 36T	
IA5590	Pitman Arm	16.3/18.0mm Pin, Ø 32.0/33.4mm, Spline - 28T	

# MAZDA

## BT-50 4X2, 4X4



**Model**  
 2.5Tdi Freestyle SLX  
 P/up  
 2.6 S/cab, D/cab, S  
 P/up  
 3.0CRDi D/cab, P/up

**Year**  
 07-  
 12-

**LEFT/  
 PASSENGER**

**RIGHT/  
 DRIVER**



TR5983  
 TR5983A



TR5984



TR5984



TR5983  
 TR5983A



SK105



BJ966



CS1111L



CS1111R



BJ966



SK105



SK114



CS1111-14L



CS1111-14R



SK114



CS1112L



CS1112R



BJ1291



CS850L



CS850R



BJ1291



MAZDA  
BT-50 4X2, 4X4



CONTINUED

LEFT/  
PASSENGER



BJ1205



CS1114L



IA5579B



IA5579

RIGHT/  
DRIVER



CS1114R



BJ1205



IA5590



REMARKS: Various parts of this vehicles suspension may be supplied with grease nipples. PLEASE NOTE THAT ALL PARTS SUPPLIED WITH GREASE NIPPLES MUST BE GREASED PRIOR TO FITMENT



MAZDA  
BT-50 4X2, 4X4



CONTINUED

PART NO	DESCRIPTION	DIMENSIONS	COMMENTS
TR5983	Outer Tie Rod End	M14 x 1.5mm, 15.0/17.0mm Pin	
TR5983A	Outer Tie Rod End	M14 x 1.5mm, 14.7/16.2mm Pin	Standard Body
TR5984	Inner Tie Rod End	M14 x 1.5mm, 15.0/17.0mm Pin	
SK105	Upper V-Arm Shaft	Ø 12mm Holes	
SK114	Upper V-Arm Shaft	Ø 14mm Holes	
BJ966	Upper Ball Joint	13.5/15.1mm Pin	
CS1111L/R	Upper Control Arm	12mm Bolt Holes on V-Arm Shaft	Hi Ride
CS1111-14L/R	Upper Control Arm	14mm Bolt Holes on V-Arm Shaft	Alt.
CS1112L/R	Upper Control Arm		
BJ1205	Lower Ball Joint	19.4/22.0mm Pin	
CS1114L/R	Lower Control Arm		
BJ1291	Lower Ball Joint	19.5/22.0mm Pin	Alt.
CS850L/R	Lower Control Arm		
IA5579	Idler Arm	Ø 10mm, 14.0/16.0 Pin	
IA5579B	Idler Arm	Ø 14mm, 14.0/16.0 Pin	
IA5590	Pitman Arm	16.3/18.0mm Pin, Ø 32.0/33.4mm, Spline - 28T	

# MAZDA BT-50



**Model**  
2.2, 2.5, 3.2

**Year**  
11-

**LEFT/  
PASSENGER**



TR6185



TR6222



TR6258



TR6222A

**RIGHT/  
DRIVER**



TR6222



TR6185



TR6222A



TR6258



SR5868



SR5869



TR6259L



BJ1286



CS382L



CS382R



BJ1286



TR6259R



CS468L



CS468R



PSP029

# MAZDA BT-50

CONTINUED



LEFT/  
PASSENGER

RIGHT/  
DRIVER



TR6260



BJ1287



CS383L



CS383R



BJ1287



TR6260

REMARKS:

PART NO	DESCRIPTION	DIMENSIONS	COMMENTS
TR6185	Outer Tie Rod End	M14 x 1.5mm, 14.3/17.5mm Pin, Length 205mm	For vehicles with raised suspension
TR6258	Outer Tie Rod End	M14 x 1.5mm, 14.2mm Pin, Length 218mm	Alt. For vehicles with standard suspension
TR6222	Rack End	M14 x 1.5mm, M14 x 1.5mm, Length 202/218mm	
TR6222A	Rack End	M16 x 1.5mm, M14 x 1.5mm, Length 202/218mm	
TR6259L/R	Front Stab. Link	Length 225mm	Raised Body
TR6260	Front Stab. Link	Length 255mm	Standard Body
BJ1286	Upper Ball Joint	14.5/18.0mm Pin, Base Ø 42.6mm	
SR5868	Steering Rack		Power Steering 4X2
SR5869	Steering Rack		Power Steering 4X4
CS382L/R	Upper Control Arm	Length from BJ to Bush - 208mm	Increased Ride Height (Shorter Arm)
CS468L/R	Upper Control Arm	Length from BJ to Bush - 226mm	Standard Suspension (Longer Arm)
BJ1287	Lower Ball Joint	21.4/26.1mm Pin	
CS383L/R	Lower Control Arm		
PSP029	Power Steering Pump		7PK

# MAZDA CX-3



Model 2.0  
Year 16-

LEFT/  
PASSENGER

RIGHT/  
DRIVER



REMARKS:

PART NO	DESCRIPTION	DIMENSIONS	COMMENTS
TR6435	Outer Tie Rod End	M14 x 1.5mm, 12.7mm Pin, Length 147mm	
TR6437	Rack End	M16 x 1.5mm, M14 x 1.5mm, Length 263mm	
TR6436	Front Stab. Link	Length 250mm	
BJ1342	Lower Ball Joint	20mm Pin, Base Ø 42.6mm	
CS450L/R	Lower Control Arm		

MAZDA  
CX-5



Model 2.0  
Year 12-

LEFT/  
PASSENGER

RIGHT/  
DRIVER



TR6362



TR6363



TR6363



TR6362



TR6364



BJ1342



CS424L



TR6365L



CS424R



BJ1342



TR6365R



TR6364

REMARKS:

PART NO	DESCRIPTION	DIMENSIONS	COMMENTS
TR6362	Outer Tie Rod End	M14 x 1.5mm, 12.7mm Pin, Length 100mm	
TR6363	Rack End	M14 x 1.5mm, M14 x 1.5mm, Length 305mm	
TR6364	Front Stab. Link	Length 288mm	
TR6365L/R	Rear Stab. Link	Length 150mm	
BJ1342	Lower Ball Joint	20mm Pin, Base Ø 42.6mm	
CS424L/R	Lower Control Arm		

# MAZDA CX-7



**Model**  
2.3, 2.5

**Year**  
07-12

**LEFT/  
PASSENGER**

**RIGHT/  
DRIVER**



TR6360



TR6361



TR6361



TR6360



TR5496L



BJ1341



CS423L



CS423R



BJ1341



TR5496R

REMARKS:

PART NO	DESCRIPTION	DIMENSIONS	COMMENTS
TR6360	Outer Tie Rod End	M14 x 1.5mm, 14.9mm Pin, Length 205mm	
TR6361	Rack End	M14 x 1.5mm, M14 x 1.5mm, Length 205mm	
TR5496L/R	Front Stab. Link	Length 103mm	
BJ1341	Lower Ball Joint	22mm Pin, Base Ø 44mm	
CS423L/R	Lower Control Arm		

# MAZDA ETUDE




**Model**  
160e, i, 180iSe  
160ie, iSe, Sport,  
180iSx Sport

**Year**  
99-01  
01-04

**LEFT/  
PASSENGER**

**RIGHT/  
DRIVER**



REMARKS:

PART NO	DESCRIPTION	DIMENSIONS	COMMENTS
TR5408	Outer Tie Rod End	M14 x 1.5mm, 12.9/14.5mm Pin	Long Pin
TR5803	Rack End	M16 x 1.0mm, M14 x 1.5mm, Length 311/329mm	
TR5526	Front Stab. Link	Length 190mm	99-00 only
TR5527	Front Stab. Link	Length 265mm	00-04
TR5494	Rear Stab. Link	Length 190mm	99-00 only
TR5495	Rear Stab. Link	Length 160mm	00-04
BJ928	Lower Ball Joint	18mm Pin, Base Ø 42.7mm	
CS188L/R	Lower Control Arm		

MAZDA  
F1000, F1300



Model Year  
P/up, P/van 69-80

LEFT/  
PASSENGER

RIGHT/  
DRIVER



TR5135



TR5135



BJ807



BJ807

REMARKS:

PART NO	DESCRIPTION	DIMENSIONS	COMMENTS
TR5135	Inner Tie Rod End	M14 x 1.5mm, 13.5/15.5mm Pin	
BJ807	Lower Ball Joint	15.0/17.0mm Pin	



# MAZDA MARATHON



**Model**  
2.2 Bus, P/van

**Year**  
91-04

LEFT/  
PASSENGER

RIGHT/  
DRIVER



TR5411



TR5420



TR5420



TR5411



BJ903



BJ903



BJ904



BJ904

REMARKS:

PART NO	DESCRIPTION	DIMENSIONS	COMMENTS
TR5411	Outer Tie Rod End	M14 x 1.5mm, 14.0/16.0mm Pin	
TR5420	Rack End	M17 x 1.0mm, M14 x 1.5mm, Length 175/199mm	
BJ903	Upper Ball Joint	17.8/20.2mm Pin	
BJ904	Lower Rack End	19.7/22.0mm Pin	

# MAZDA MX-5



**Model**  
1.8 Soft Top, 2.0, 2.5

**Year**  
00-01

LEFT/  
PASSENGER

RIGHT/  
DRIVER



TR5752



TR5820



TR5820



TR5752



TR6136L



BJ1204



BJ1204



TR6136R

REMARKS:

PART NO	DESCRIPTION	DIMENSIONS	COMMENTS
TR5752	Outer Tie Rod End	M12 x 1.25mm, 13.2/15.0mm Pin	
TR5820	Rack End	M16 x 1.0mm, M16 x 1.0mm, Length 255mm	
TR6136L/R	Front Stab. Link	Length 104mm	
BJ1204	Lower Ball Joint	15.9mm Pin	

# MAZDA MX-6



**Model**  
2.5i Exec, Coupe

**Year**  
93-98

**LEFT/  
PASSENGER**

**RIGHT/  
DRIVER**



TR5408



TR5410



TR5410



TR5408



TR5496L



BJ928



CS167



CS166



BJ928



TR5496R



TR5704



TR5704

REMARKS:

PART NO	DESCRIPTION	DIMENSIONS	COMMENTS
TR5408	Outer Tie Rod End	M14 x 1.5mm, 12.9/14.5mm Pin	Long Pin
TR5410	Rack End	M18 x 1.5mm, M14 x 1.5mm, Length 312/329mm	
TR5496L/R	Front Stab. Link	Length 103mm	
TR5704	Rear Stab. Link	Length 89mm	
BJ928	Lower Ball Joint	18mm Pin, Base Ø 42.7mm	
CS166	Lower Control Arm RHS		
CS167	Lower Control Arm LHS		

# MAZDA RUSTLER



**Model**  
1.3  
1.4  
1.6 LX P/up

**Year**  
85-94

LEFT/  
PASSENGER



RIGHT/  
DRIVER



REMARKS:

PART NO	DESCRIPTION	DIMENSIONS	COMMENTS
TR1205	Outer Tie Rod End	1/2" x 20 unf, 11.5/13.0mm Pin	
TR5431	Rack End	1/2" x 20 unf, M14 x 1.5mm, Length 287/306mm	
SR5831	Steering Rack		
BJ843	Lower Track Control Arm RHS	17mm Pin	85-86
BJ844	Lower Track Control Arm LHS	17mm Pin	85-86
BJ964	Lower Track Control Arm RHS	17mm Pin	86-94
BJ965	Lower Track Control Arm LHS	17mm Pin	86-94

# MAZDA RUSTLER




**Model**  
130 Drifter  
160 Explorer  
160i Explorer  
Explorer P/up

**Year**  
94-02

**LEFT/  
PASSENGER**



**RIGHT/  
DRIVER**



REMARKS:

PART NO	DESCRIPTION	DIMENSIONS	COMMENTS
TR5184	Outer Tie Rod End	M12 x 1.25mm, 12.8/14.3mm Pin	
TR5461	Rack End	M14 x 1.5mm, M12 x 1.25mm, Length 305/325mm	Manual Steering
TR5462	Rack End	M17 x 1.0mm, M12 x 1.25mm, Length 306/324mm	Power Steering
SR5991	Steering Rack		Manual Steering
BJ926	Lower Ball Joint	16mm Pin	
CS120	Lower Control Arm LHS		
CS121	Lower Control Arm RHS		

**Model**                      **Year**  
 2.2 S/cab, Deluxe P/up    07-  
 2.2 D/cab, Deluxe D  
 P/up

LEFT/  
PASSENGER

RIGHT/  
DRIVER



REMARKS:

PART NO	DESCRIPTION	DIMENSIONS	COMMENTS
TR5897	Outer Tie Rod End	M18 x 1.5mm, 16.0/18.0mm Pin	
TR5896	Inner Tie Rod End	M18 x 1.5mm, 16.0/18.0mm Pin	
CL10	Connecting Tube	M18 x 1.5mm, Length 120mm	
BJ933	Upper Ball Joint	15.0/17.0mm Pin	
CS803L/R	Upper Control Arm		
BJ934	Lower Ball Joint	18.0/20.0mm Pin	
CS212L/R	Lower Control Arm		

MERCEDES-BENZ  
C107, W108, W110, W111, W114, W115



Model	Year
280, 350, 450SL, SLC	71-80
250SE, 280S, 280SE	66-73
200, 230S, 240D	65-68
230	66-68
220D, 230, 230/4, 280	68-73
220, 220D, 240D, 230/6, 280E	68-77

LEFT/  
PASSENGER



TR900

TR900

RIGHT/  
DRIVER



TR900

TR900



DL5539



TR5368



TR5368

REMARKS:

PART NO	DESCRIPTION	DIMENSIONS	COMMENTS
TR900	Outer/Inner Tie Rod End	M14 x 1.5mm, 12.7/14.2mm Pin	
TR5368	Front Stab. Link	Length 108mm	
DL5539	Centre Rod	Pin 12.5/14.3mm, Length 470mm	C107

# MERCEDES-BENZ W116



**Model**  
280S, 280SE, 350SE

**Year**  
73-81

LEFT/  
PASSENGER



TR900

TR900



BJ805L



BJ804



TR5368

RIGHT/  
DRIVER



TR900

TR900



BJ805R



BJ804



TR5368

REMARKS:

PART NO	DESCRIPTION	DIMENSIONS	COMMENTS
TR900	Outer Tie Rod End	M14 x 1.5mm, 12.7/14.2mm Pin	
TR5368	Front Stab. Link	Length 108mm	
BJ805L/R	Upper Track Control Arm	13.5/15.5mm Pin	
BJ804	Lower Ball Joint	18.5/20.0mm Pin, Base Ø 45.3mm	



# MERCEDES-BENZ W123



**Model**  
200, 230, 230E, 240D,  
250, 280S, 280SE,  
280E, 300D

**Year**  
77-86

**LEFT/  
PASSENGER**



**RIGHT/  
DRIVER**



REMARKS:

PART NO	DESCRIPTION	DIMENSIONS	COMMENTS
TR5172	Outer Tie Rod End	M16 x 1.5mm, 12.5/14.5mm Pin	LHT
TR5155	Inner Tie Rod End	M16 x 1.5mm, 12.6/14.2mm Pin	
TR900	Outer Tie Rod End	M14 x 1.5mm, 12.7/14.2mm Pin	
TR5171	Inner Tie Rod End	M14 x 1.5mm, 12.6/14.2mm Pin	
TR5368	Front Stab. Link	Length 108mm	
BJ805L/R	Upper Track Control Arm	13.5/15.5mm Pin	
BJ804	Lower Ball Joint	18.5/20.0mm Pin, Base Ø 45.3mm	
DL5173	Centre Rod	12.6mm Pin, Length 485mm	

# MERCEDES-BENZ W124



**Model**                      **Year**  
 200, 200E, 220E, 230E, 86-96  
 260E, 280E, 300E,  
 320E, E320 Sportline

**LEFT/  
PASSENGER**



**RIGHT/  
DRIVER**



DL5123



DL5123A



DL5548



BJ1000

TR5498



CS165



CS164



BJ1000

TR5498

REMARKS:

PART NO	DESCRIPTION	DIMENSIONS	COMMENTS
TR5441	Outer Tie Rod End	M14 x 1.5mm, 12.5/14.2mm Pin	
TR5442	Inner Tie Rod End	M14 x 1.5mm, 12.5/14.2mm Pin	
TR5498	Outer Rear Axle Stab. Link	Length 245mm	
BJ1000	Lower Ball Joint	18.0mm Pin, Base Ø 46.3mm	
CS164/5	Lower Control Arm		
DL5123	Centre Rod	12.5/14.0mm Pin	
DL5123A	Centre Rod	14.5/16.0mm Pin	
DL5548	Centre Rod	12.5/17.5mm Pin	

# MERCEDES-BENZ W126



**Model**  
280S, 280SE, 350SE

**Year**  
73-81

LEFT/  
PASSENGER

RIGHT/  
DRIVER



TR900



TR900



DL5124



BJ804



TR5368



TR5368



BJ804

REMARKS:

PART NO	DESCRIPTION	DIMENSIONS	COMMENTS
TR900	Inner/Outer Tie Rod End	M14 x 1.5mm, 12.5/14.0mm Pin	
TR5368	Front Stab. Link	Length 108mm	
BJ804	Lower Ball Joint	18.5/20.0mm Pin, Base Ø 45.3mm	
DL5124	Centre Rod	Pin 12.6mm, Length 474mm	

# MERCEDES-BENZ

## W140



**Model**  
S320, S420, S500

**Year**  
93-99

LEFT/  
PASSENGER

RIGHT/  
DRIVER



TR5562



TR5563



TR5563



TR5562



DL5417



BJ1027



TR5768



TR5768



BJ1027

REMARKS:

PART NO	DESCRIPTION	DIMENSIONS	COMMENTS
TR5562	Outer Tie Rod End	M16 x 1.5mm, 14.6/16.2mm Pin	
TR5563	Inner Tie Rod End	M16 x 1.5mm, 14.6/16.2mm Pin	
TR5768	Front Stab. Link	Length 152mm	
BJ1027	Lower Ball Joint	18.0/19.2mm Pin	
DL5417	Drag Link	14.6/16.2mm Pin, Length 521mm	

# MERCEDES-BENZ W163



**Model**                      **Year**  
ML230, 270, 320, 430, 500      98-06

**LEFT/  
PASSENGER**

**RIGHT/  
DRIVER**



TR5785



TR5786



TR5786



TR5785



PSP009



BJ1126



BJ1159



BJ1126



BJ1159



PSP010

REMARKS:

PART NO	DESCRIPTION	DIMENSIONS	COMMENTS
TR5785	Outer Tie Rod End	M16 x 1.5mm, 15.0/18.0mm Pin	
TR5786	Rack End	M16 x 1.5mm, M16 x 1.5mm, Length, 160/173mm	
BJ1126	Lower Ball Joint	16.4/20.4mm Pin, Base Ø 44.5mm	
BJ1159	Lower Ball Joint	19.0/20.1mm Pin, Base Ø 44.5mm	
PSP009	Power Steering Pump		Diesel
PSP010	Power Steering Pump		6PK

# MERCEDES-BENZ

## W164 4X4



**Model**  
ML230, ML 270CDi,  
ML320, CDi, Edition  
Touchshift, 7 G-Tronic,  
ML430, ML500, Edition  
Touchshift, ML63 AMG,  
7G-Tronic, ML55 AMG  
Touchshift, ML63 AMG  
7G-Tronic SUV

**Year**  
98-06

**LEFT/  
PASSENGER**

**RIGHT/  
DRIVER**



TR6076



TR6075



TR6075



TR6076



TR6050



TR6051



CS284L



CS284R



TR6051



TR6050



BJ1241



BJ1242



CS285L



CS285R



BJ1242



BJ1241



BJ1159



BJ1159

REMARKS:

PART NO	DESCRIPTION	DIMENSIONS	COMMENTS
TR6076	Outer Tie Rod End	M14 x 1.5mm, 15.0mm Pin, Length 235mm	
TR6075	Rack End	M16 x 1.5mm, M14 x 1.5mm, Length 204/222mm	
TR6051	Front Stab. Link	Length 196mm	
TR6050	Rear Stab. Link	Length 117mm	
CS284L/R	Upper Control Arm	14.9mm Pin	
BJ1159	Lower Ball Joint	19.0/20.1mm Pin, Base Ø 44.5mm	W168 Only
BJ1241	Lower Ball Joint	17.8mm Pin, Base Ø 44.4mm	
BJ1242	Lower Ball Joint	19.3mm Pin, Base Ø 44.5mm	
CS285L/R	Lower Control Arm		

# MERCEDES-BENZ W168



**Model**                      **Year**  
 A160 Classic, Elegance    00-04  
 A190 Elegance

**LEFT/  
PASSENGER**

**RIGHT/  
DRIVER**



TR5639



TR5641



TR5641



TR5639



TR5617



BJ968



CS177L



CS177R



BJ968



TR5617

REMARKS:

PART NO	DESCRIPTION	DIMENSIONS	COMMENTS
TR5639	Outer Tie Rod End	M12 x 1.5mm, 14.7mm Pin	
TR5641	Rack End	M14 x 1.5mm, M12 x 1.5mm, Length 195/212mm	
TR5617	Front Stab. Link	Length 218mm	
BJ968	Lower Ball Joint	13.8/16.1mm Pin	
CS177L/R	Lower Control Arm		

# MERCEDES-BENZ

## W169, W245



**Model**  
 A170 Classic  
 A180 CDI Classic  
 A200 Elegance  
 B180 B200CDi, B200T

**Year**  
 04-

LEFT/  
PASSENGER

RIGHT/  
DRIVER



REMARKS:

PART NO	DESCRIPTION	DIMENSIONS	COMMENTS
TR5857	Outer Tie Rod End	M14 x 1.5mm, 16.6/18.1mm Pin	
TR5972	Rack End	M14 x 1.5mm, M14 x 1.5mm, Length 202/205mm	04-05
TR5973	Rack End	M14 x 1.5mm, M14 x 1.5mm, Length 202mm	05-
TR5952	Front Stab. Link	Length 246mm	
BJ1143	Lower Ball Joint	15.5/18.0 Pin	
CS250L/R	Lower Control Arm		



# MERCEDES-BENZ

R170, W202, W208



Model	Year
SLK200 Kompressor, SLK230 Kompressor	98-04
C180 Classic, C200 Classic, Elegance, C220 Classic, Elegance, C230	94-00
Kompressor Sport, C240 Elegance, C250, Turbo, C280 Elegance	
CLK230 Kompressor, CLK230	97-04

LEFT/  
PASSENGER

RIGHT/  
DRIVER



TR5497



CS175L



CS175R



TR5497



DL5444



DL5567



TR5498



BJ1028



PSP008



CS176L



CS176R



BJ1028



PSP010



TR5498

REMARKS:

PART NO	DESCRIPTION	DIMENSIONS	COMMENTS
TR5497	Outer Tie Rod End	M12 x 1.5mm, 14.7/16.2mm Pin	Flat End
TR5498	Outer Rear Axle Stab. Link	Length 245mm	
CS175L/R	Upper Control Arm	12.5mm Pin	
BJ1028	Lower Ball Joint	16.0/19.0mm Pin	
CS176L/R	Lower Control Arm		
DL5444	Centre Rod Complete	14.7mm Pin	Only 4 Cyl models
DL5567	Centre Rod Complete	14.7mm Pin	Only 6 Cyl models
PSP008	Power Steering Pump		6PK
PSP010	Power Steering Pump		W202, 6PK

# MERCEDES-BENZ W203 C-CLASS



**Model**  
C180 Classic,  
Kompressor, S/W, C200  
Classic, Elegance, S/W,  
C220 Classic, Elegance,  
S/W, C230 Coupe,  
Kompressor Sport,  
C240 Elegance, S/W,  
C270CDi Elegance,  
S/W, C320 Avantgarde,  
Elegance, S/W

**Year**  
00-08

**LEFT/  
PASSENGER**

**RIGHT/  
DRIVER**



TR5781



TR5782



TR5782



TR5781



TR6330



TR6331



TR6331



TR6330



TR5784



TR5783



BJ997L



BJ997R



BJ996L



BJ996R



TR5783



TR5784



BJ1325



BJ1325



CS410L



CS410R



PSP008



PSP010



PSP032

REMARKS:

# MERCEDES-BENZ

## W203 C-CLASS



Continued

PART NO	DESCRIPTION	DIMENSIONS	COMMENTS
TR5781	Outer Tie Rod End	M14 x 1.5mm, 16.1/18.2mm Pin	
TR5782	Rack End	M16 x 1.5mm, M14 x 1.5mm, Length 244/258mm	
TR6330	Outer Tie Rod End	M14 x 1.5mm, 16.0mm Pin, Length 198mm	Alt.
TR6331	Rack End	M16 x 1.5mm, M14 x 1.5mm, Length 193mm	Alt.
TR5783	Front Stab. Link	Length 276mm	
TR5784	Rear Stab. Link	Length 290mm	
BJ997L/R	Front Track Control Arm	16.3/19.0mm Pin	Aluminium
BJ996L/R	Rear Track Control Arm	16.3/19.3mm Pin	Steel
BJ1325	Rear Trailing Arm	11.3mm Pin	
CS410L/R	Lower Front Control Arm	16.2mm Pin	
PSP008	Power Steering Pump		6PK
PSP010	Power Steering Pump		Alt. 6PK
PSP032	Power Steering Pump		7PK

# MERCEDES-BENZ

## W204



**Model**  
 C180 CGI, C180K, C200  
 CGI, C200K, C220CDI,  
 C230 7 G-Tronic, C280  
 G-Tronic, C320Cdi 7  
 G-Tronic, C350, CDi 7  
 G-Tronic  
 Most Models with the  
 Following Submodels:  
 Avantgarde, Classic,  
 Elegance, Estate, Touch  
 Shift, Sport Pack, Blue  
 Efficiency Avantgarde,  
 Classic Elegance,  
 Estate, TouchShift,  
 Sportpack

**LEFT/  
 PASSENGER**



**RIGHT/  
 DRIVER**



REMARKS:

PART NO	DESCRIPTION	DIMENSIONS	COMMENTS
TR5781	Outer Tie Rod End	M14 x 1.5mm, 16.1/18.2mm Pin	
TR6071	Rack End	M16 x 1.5mm, M14 x 1.5mm Length 254/275mm	
TR6047L/R	Front Stab. Link	Length 306mm	
TR6048L/R	Rear Stab. Link	Length 232mm	
BJ997L/R	Upper Track Control Arm	16.3/19.0mm Pin	Aluminium
BJ1364L/R	Lower Rear Track Control Arm	16.3mm Pin	Aluminium

# MERCEDES-BENZ W210



**Model**  
E200, E220, E230,  
E240, 2.4, 2.6, E280,  
E320 Elegance, E430,  
E500 Elegance

**Year**  
96-02

**LEFT/  
PASSENGER**

**RIGHT/  
DRIVER**



TR5443



TR5444



TR5444



TR5443



CS175L



CS175R



BJ1028



CS178L



CS178R



BJ1028



TR5498

TR5498

REMARKS:

PART NO	DESCRIPTION	DIMENSIONS	COMMENTS
TR5443	Outer Tie Rod End	M14 x 1.5mm, 16.6/18.2mm Pin	
TR5444	Rack End	M16 x 1.5mm, M14 x 1.5mm, Length 245/268mm	
TR5498	Outer Rear Axle Stab. Link	Length 245mm	
CS175L/R	Upper Control Arm	12.5mm Pin	
BJ1028	Lower Ball Joint	16.0/19.0mm Pin	
CS178L/R	Lower Control Arm		

# MERCEDES-BENZ W211



**Model**  
E200K Elegance, S/W,  
E240, S/W, E280 Ele-  
gance, S/W, E320CDi  
Elegance, S/W, E350  
Elegance, S/W, E500  
Elegance, S/W

**Year**  
02-09

**LEFT/  
PASSENGER**



**RIGHT/  
DRIVER**



REMARKS:

PART NO	DESCRIPTION	DIMENSIONS	COMMENTS
TR5963	Outer Tie Rod End	M14 x 1.5mm, 16.5/18.2mm Pin	
TR5782	Rack End	M16 x 1.5mm, M14 x 1.5mm Length 244/258mm	
BJ1239	Upper Ball Joint	13.0/14.3mm Pin	
CS301L/R	Upper Control Arm		
BJ1329	Lower Ball Joint	Base Ø 34.1mm	
BJ1193	Lower Ball Joint	17.0/19.3mm Pin, Base Ø 41.3mm	
BJ1194L/R	Lower Front Track Control Arm	17.0/19.1mm Pin	
BJ1195L/R	Lower Rear Track Control Arm	16.4/19.0mm Pin	

# MERCEDES-BENZ W212 E-CLASS



**Model**  
E200CGi, E200K,  
E220CDi, E250CDi,  
E280, E300, E320CDi,  
E500 - Most Models  
with Following  
Sub-Models: Estate  
Avantgarde, Elegance,  
Blue Efficiency Touch  
Shift, Elegance Touch  
Shift, Blue Efficiency  
Avantgarde, Elegance,  
7 G-Tronic, Estate,  
Cabriolet, Coupe,  
Avantgarde

**LEFT/  
PASSENGER**



TR5963



TR5782



TR6048L



BJ1239



CS301L



BJ1329



BJ1193



BJ1194L



BJ1195L

**RIGHT/  
DRIVER**



TR5782



TR5963



CS301R



BJ1239



TR6048R



BJ1194R



BJ1193



BJ1329



BJ1195R



PSP033

REMARKS:

MERCEDES-BENZ  
W212 E-CLASS



CONTINUED

PART NO	DESCRIPTION	DIMENSIONS	COMMENTS
TR5963	Outer Tie Rod End	M14 x 1.5mm, 16.5/18.2mm Pin	
TR5782	Rack End	M16 x 1.5mm, M14 x 1.5mm, Length 244/258mm	
TR6048L/R	Rear Stab. Link	Length 232mm	
BJ1239	Upper Ball Joint	13.0/14.3mm Pin	
CS301L/R	Upper Control Arm		
BJ1329	Lower Ball Joint	Base Ø 34.1mm	
BJ1193	Lower Ball Joint	17.0/19.3mm Pin, Base Ø 41.3mm	
BJ1194L/R	Lower Front Track Control Arm	17.0/19.1mm Pin	
BJ1195L/R	Lower Rear Track Control Arm	16.4/19.0mm Pin	
PSP033	Power Steering Pump		



# MERCEDES-BENZ W220



**Model**  
S320, S350, S500,  
S600L, S55 AMG

**Year**  
99-05

**LEFT/  
PASSENGER**



**RIGHT/  
DRIVER**



REMARKS:

PART NO	DESCRIPTION	DIMENSIONS	COMMENTS
TR5987	Outer Tie Rod End	M14 x 1.5mm, 16.6/18.2mm Pin	
TR5782	Rack End	M16 x 1.5mm, M14 x 1.5mm, Length 244/258mm	
CS321L/R	Upper Control Arm		
BJ1193	Lower Ball Joint	17.0/19.3mm Pin, Base Ø 41.3mm	
BJ1206L/R	Lower Front Track Control Arm	17.0/19.2mm Pin	
BJ1207L/R	Lower Rear Track Control Arm	17.0/19.2mm Pin	

# MERCEDES-BENZ W638 VITO



**Model**  
11CDi Vito Crew Bus,  
Crew Cab, P/Van

**Year**  
03-06

LEFT/  
PASSENGER

RIGHT/  
DRIVER



REMARKS:

PART NO	DESCRIPTION	DIMENSIONS	COMMENTS
TR5593	Outer Tie Rod End	M16 x 1.5mm, 16.8/20.4mm Pin	
TR5594	Rack End	M16 x 1.5mm, M16 x 1.5mm, Length 336/357mm	
TR5611L/R	Front Stab. Link	Length 250mm	
TR6201L/R	Front Stab. Link	Length 230mm	(97-03)
BJ993	Lower Ball Joint	22.0mm Pin	
CS376L/R	Lower Control Arm		

# MERCEDES-BENZ W639 VITO



**Model**  
115CDi Vito Crew Bus,  
Crew Cab, P/van

**Year**  
06-

LEFT/  
PASSENGER

RIGHT/  
DRIVER



REMARKS:

PART NO	DESCRIPTION	DIMENSIONS	COMMENTS
TR6074	Outer Tie Rod End	M16 x 1.5mm, 16.9/21.0mm Pin	
TR6073	Rack End	M16 x 1.5mm, M16 x 1.5mm, Length 288/300mm	
TR6049L/R	Front Stab. Link	Length 280mm	
BJ1240	Lower Ball Joint	22.0mm Pin	
CS297L/R	Lower Control Arm		

# MERCEDES-BENZ SPRINTER



**Model**  
BM903/904 Series 2.2i  
P/van, Bus, 2.3 L, 2.7  
L, 2.9 L

**Year**  
96-06

LEFT/  
PASSENGER

RIGHT/  
DRIVER



TR5542



TR5541



TR5541



TR5542



TR6084L



BJ1058



CS357L



CS357R



BJ1058



TR6084R

REMARKS:

PART NO	DESCRIPTION	DIMENSIONS	COMMENTS
TR5542	Outer Tie Rod End	M16 x 1.5mm, 18.1/20.5mm Pin	
TR5541	Rack End	M16 x 1.5mm, M16 x 1.5mm, Length 385/400mm	
TR6084L/R	Front Stab. Link	Length 130mm	
BJ1058	Lower Ball Joint	23.5/26.6mm Pin, Base Ø 45.2mm	
CS357L/R	Lower Control Arm		

# MERCEDES-BENZ SPRINTER



**Model**  
BM906 Series 2.1 CDi,  
2.1 L, 2.2i Bus, P/van,  
3.0 L

**Year**  
06-

**LEFT/  
PASSENGER**

**RIGHT/  
DRIVER**



TR5927



TR5928



TR5928



TR5927



TR5929L



BJ1183



CS286L



CS286R



BJ1183



TR5929R

REMARKS:

PART NO	DESCRIPTION	DIMENSIONS	COMMENTS
TR5927	Outer Tie Rod End	M16 x 1.5mm, 16.8/18.4mm Pin	
TR5928	Rack End	M18 x 1.5mm, M16 x 1.5mm, Length 401/417mm	
TR5929L/R	Front Stab. Link	Length 137mm	
BJ1183	Lower Ball Joint	21.7/26.8mm Pin, Base Ø 45.2mm	
CS286L/R	Lower Control Arm		

# MITSUBISHI ASX



**Model**  
2.0

**Year**  
11-

**LEFT/  
PASSENGER**

**RIGHT/  
DRIVER**



REMARKS:

PART NO	DESCRIPTION	DIMENSIONS	COMMENTS
TR6223	Outer Tie Rod End	M14 x 1.5mm, 13.3/15.0mm Pin	
TR6327	Rack End	M14 x 1.5mm, M14 x 1.5mm, Length 339mm	
TR6225	Front Stab. Link	Length 265mm	
TR6226L/R	Rear Stab. Link	Length 80mm	
BJ1296	Lower Ball Joint	20mm Pin, Base Ø 40.1mm	
CS435L/R	Lower Control Arm		

# MITSUBISHI CANTER



**Model**  
2.5, 2.6, 3.3, 3.8

**Year**  
83-86

LEFT/  
PASSENGER

RIGHT/  
DRIVER



TR5316



TR5316

REMARKS:

PART NO	DESCRIPTION	DIMENSIONS	COMMENTS
TR5316	Outer Tie Rod End	M20 x 1.5mm, 16.6/19.0mm Pin	

# MITSUBISHI COLT

**Model**  
1.6 GL, GS  
1.6 Galant GL, GL, GS,  
2.0 Galant GLX, GSII  
2.6 Galant

**Year**  
72-76  
76-84

LEFT/  
PASSENGER

RIGHT/  
DRIVER



TR5113



TR5153L



TR5153R



TR5113



IA5532



BJ809



BJ809



IA5533



IAB6009



IA5550

REMARKS: Various parts of this vehicles suspension may be supplied with grease nipples. PLEASE NOTE THAT ALL PARTS SUPPLIED WITH GREASE NIPPLES MUST BE GREASED PRIOR TO FITMENT

PART NO	DESCRIPTION	DIMENSIONS	COMMENTS
TR5113	Outer Tie Rod End	M14 x 1.5mm, 12.5/14.0mm Pin	
TR5153	Inner Tie Rod End	M14 x 1.5mm, 12.2/13.8mm Pin, Length 151mm	76-84 Only
BJ809	Lower Ball Joint	15.0/17.0mm Pin	
IA5550	Pitman Arm		
IA5532	Idler Arm	12.0/13.5mm Pin	
IA5533	Pitman Arm	13.0/13.5mm Pin, Ø 21.3mm, Spline - 42T	76-84 Only
IAB6009	Idler Arm Bush		

# MITSUBISHI COLT



**Model**  
1.6 Lo-Line, 2.0 D/C,  
Hi-Line, Lo-Line, 2.5D  
Hi-Line, Lo-Line, 2.6  
Hi-Line P/up

**Year**  
94-98

**LEFT/  
PASSENGER**

**RIGHT/  
DRIVER**



TR5113



TR5154



TR5154



TR5113



IA5562



BJ940



CS231L



CS231R



BJ940



IA5560



BJ941



CS232L



CS232R



BJ941



REMARKS: Various parts of this vehicles suspension may be supplied with grease nipples. PLEASE NOTE THAT ALL PARTS SUPPLIED WITH GREASE NIPPLES MUST BE GREASED PRIOR TO FITMENT

PART NO	DESCRIPTION	DIMENSIONS	COMMENTS
TR5113	Outer Tie Rod End	M14 x 1.5mm, 12.5/14.0mm Pin	
TR5154	Inner Tie Rod End	M14 x 1.5mm, Pin - Short 12.5/13.5mm, Pin - Long 12.2/14.0mm	
BJ940	Upper Ball Joint	16.0/18.3mm Pin	
CS231L/R	Upper Control Arm		
BJ941	Lower Ball Joint	19.5/22.0mm Pin	
CS232L/R	Lower Control Arm		
IA5560	Pitman Arm	12.0/14.0mm Pin, Ø 27mm, Spline - 42T	
IA5562	Idler Arm	12.0/14.0mm Pin	



# MITSUBISHI COLT 4X4



**Model**  
LDV 2.5 Hi Line, 2.6  
Hi Line,  
Lo-Line, 3.0 D/C,  
Hi-Line Rodeo, Lo-Line  
D/C, Rodeo

**Year**  
94-98

**LEFT/  
PASSENGER**



**RIGHT/  
DRIVER**



DL5442



IA5563



BJ940



CS233L



CS233R



BJ940



IA5561



BJ1018



CS234L



CS234R



BJ1018



REMARKS: Various parts of this vehicles suspension may be supplied with grease nipples. PLEASE NOTE THAT ALL PARTS SUPPLIED WITH GREASE NIPPLES MUST BE GREASED PRIOR TO FITMENT

**MITSUBISHI**  
COLT 4X4



CONTINUED

PART NO	DESCRIPTION	DIMENSIONS	COMMENTS
TR5555	Outer Tie Rod End	M16 x 1.5mm, 13.6/15.6mm Pin	
TR5484	Inner Tie Rod End	M16 x 1.5mm, 13.5/15.8mm Pin	
TR5556	Inner Tie Rod End	M16 x 1.5mm, 13.5/15.7mm Pin	Alt.
DL5442	Drag Link		
BJ940	Upper Ball Joint	16.0/18.3mm Pin	
BJ1018	Lower Ball Joint	19.4/21.9mm Pin	
CS233L/R	Upper Control Arm		
CS234L/R	Lower Control Arm		
IA5561	Pitman Arm	13.5/15.5mm Pin, Ø 29.3mm, Spline - 40T	
IA5563	Idler Arm	14.0/15.0mm Pin	

# MITSUBISHI COLT



**Model**  
LDV 2.0 Hi-Line, Std.  
2.0i Hi-Line, 2.4i D/C,  
Hi-Rider, Hi-Line. 2.5  
Hi-Line, Std. P/up, 2.8D  
Hi-Line, Std. Clubcab,  
2.8TDi Pioneer Rodeo  
D/C P/up

**Year**  
98-09

**LEFT/  
PASSENGER**

**RIGHT/  
DRIVER**



REMARKS: Various parts of this vehicles suspension may be supplied with grease nipples. PLEASE NOTE THAT ALL PARTS SUPPLIED WITH GREASE NIPPLES MUST BE GREASED PRIOR TO FITMENT

**mitsubishi**  
**COLT**



CONTINUED

PART NO	DESCRIPTION	DIMENSIONS	COMMENTS
TR5555	Outer Tie Rod End	M16 x 1.5mm, 13.6/15.6mm Pin	STD Body
TR5554	Inner Tie Rod End	M16 x 1.5mm, 13.6/15.6mm Pin	STD Body
TR5557	Outer Tie Rod End	M16 x 1.5mm, 13.6/15.6mm Pin	Hi-Line
TR5556	Inner Tie Rod End	M16 x 1.5mm, 13.5/15.7mm Pin	Hi-Line
BJ940	Upper Ball Joint	16.0/18.3mm Pin	
CS235L/R	Upper Control Arm		Hi-Line
BJ1072	Lower Ball Joint	20.0/22.0mm Pin	
CS236L/R	Lower Control Arm		
BJ1073L/R	Lower Ball Joint		2.8TD Pioneer Hi Rider
CS238L/R	Lower Control Arm		2.8TD Pioneer Hi Rider
IA5571	Idler Arm	14.0/15.0mm Pin	2.0, 2.0i, 2.5D, 2.8 Std
IA5572	Idler Arm		2.4i, 2.8TD Hi Line
IA5573	Pitman Arm	13.5/15.5mm Pin, Ø 29.5mm, Spline - 40T	2.0, 2.0i, 2.5D, 2.8 Std
IA5575	Pitman Arm	14.0/15.0mm Pin, Ø 32mm, Spline - 32T	2.4i, 2.8TD Hi Line
IAB6055	Idler Arm Bush		Idler Arm Bush For IA5571

# MITSUBISHI COLT 4X4



**Model**  
LDV 2.4i Hi-Line D/C,  
Trailbuster P/up, 2.8D,  
Clubcab, Rodeo D/C,  
Trailbuster S/C, 3.0i  
Rodeo D/C P/up

**Year**  
98-09

**LEFT/  
PASSENGER**



TR5557



TR5556



BJ1060T



BJ1060



CS237L



IA5572



BJ1073L



CS238L

**RIGHT/  
DRIVER**



TR5556



TR5557



BJ1060



BJ1060T



CS237R



CS238R



BJ1073R



IA5575



REMARKS: Various parts of this vehicles suspension may be supplied with grease nipples. PLEASE NOTE THAT ALL PARTS SUPPLIED WITH GREASE NIPPLES MUST BE GREASED PRIOR TO FITMENT

PART NO	DESCRIPTION	DIMENSIONS	COMMENTS
TR5557	Outer Tie Rod End	M16 x 1.5mm, 13.6/15.6mm Pin	
TR5556	Inner Tie Rod End	M16 x 1.5mm, 13.5/15.7mm Pin	
BJ1060	Upper Ball Joint	16.0/18.2mm Pin	
BJ1060T	Upper Ball Joint	16.0/18.2mm Pin	Alt. with Threaded Holes
CS237L/R	Upper Control Arm		Complete (Both Sides)
BJ1073L/R	Lower Ball Joint	19.4/22.0mm Pin	
CS238L/R	Lower Control Arm		
IA5572	Idler Arm		
IA5575	Pitman Arm	14.0/15.0mm Pin, Ø 32.0mm, Spline - 32T	

# MITSUBISHI L300, STARWAGON



Model	Year
1.6, 1.8 D/S, P/up, P/van, 2.0 Bus, Van	82-02
2.0S, SL, SLE	83-95

LEFT/  
PASSENGER

RIGHT/  
DRIVER



TR5347

TR5349



TR5349

TR5347




DL5553



DL5553



SK104



BJ940




BJ941



CS300



CS300



BJ940



BJ941



SK104



IA5545



IA5546



IA5558



IAB6009



IAB6045



REMARKS: Various parts of this vehicles suspension may be supplied with grease nipples. PLEASE NOTE THAT ALL PARTS SUPPLIED WITH GREASE NIPPLES MUST BE GREASED PRIOR TO FITMENT

**mitsubishi**  
L300, STARWAGON



CONTINUED

PART NO	DESCRIPTION	DIMENSIONS	COMMENTS
TR5347	Outer Tie Rod End	M14 x 1.5mm, 13.5/15.0mm Pin	
TR5349	Inner Tie Rod End	M14 x 1.5mm, 13.0/15.5mm Pin	
DL5553	Side Rod Assy.	13.0/15.0mm Pin, Length 440mm	
SK104	Upper V-Arm Shaft	Length 236mm	
BJ940	Upper Ball Joint	16.0/18.3mm Pin, Base Ø 39mm	
CS300L/R	Upper Control Arm		
BJ941	Lower Ball Joint	19.5/22.0mm Pin	
IA5545	Idler Arm	13.4mm Pin	
IA5546	Bell Crank	13.4mm Pin, Ø 25.0MM, Spline - 36T	
IA5558	Relay Arm	23.4mm Pin, Spline - 36T	
IAB6009	Idler Arm Bush		RHS
IAB6045	Idler Arm Bush		LHS

MITSUBISHI  
LANCER (CS-A)



Model 1.6  
Year 03-

LEFT/  
PASSENGER

RIGHT/  
DRIVER



TR5525



TR5576



TR5576



TR5525



BJ1277



CS377L



CS377R



BJ1277

REMARKS:

PART NO	DESCRIPTION	DIMENSIONS	COMMENTS
TR5525	Outer Tie Rod End	M12 x 1.25mm, 13.4/15.1mm Pin	
TR5576	Rack End	M16 x 1.5mm, M12 x 1.25mm, Length 312/330mm	
BJ1277	Lower Ball Joint	20mm Pin	
CS377L/R	Lower Control Arm		



# MITSUBISHI LANCER



**Model**  
2.0, Evo X

**Year**  
08-

**LEFT/  
PASSENGER**

**RIGHT/  
DRIVER**



TR6223



TR6224



TR6224



TR6223



TR6225



BJ1296



TR6226L



CS435L



CS435R



BJ1296



TR6226R



TR6225

REMARKS:

PART NO	DESCRIPTION	DIMENSIONS	COMMENTS
TR6223	Outer Tie Rod End	M14 x 1.5mm, 13.3/15.0mm Pin	
TR6224	Rack End	M14 x 1.5mm, M14 x 1.5mm, Length 341/354mm	
TR6225	Front Stab. Link	Length 265mm	
TR6226L/R	Rear Stab. Link	Length 80mm	
BJ1296	Lower Ball Joint	20mm Pin, Base Ø 40.1mm	
CS435L/R	Lower Control Arm		

MITSUBISHI  
OUTLANDER II 4X4



Model  
2.4 GLS

Year  
02-

LEFT/  
PASSENGER

RIGHT/  
DRIVER



TR6223



TR6458



TR6458



TR6223



BJ1296



CS474L



CS474R



BJ1296

REMARKS:

PART NO	DESCRIPTION	DIMENSIONS	COMMENTS
TR6223	Outer Tie Rod End	M14 x 1.5mm, 13.3/15.0mm Pin	
TR6458	Rack End	M16 x 1.5mm, M14 x 1.5mm, Length 323mm	
BJ1296	Lower Ball Joint	20mm Pin, Base Ø 40.1mm	
CS474L/R	Lower Control Arm		

# MITSUBISHI OUTLANDER II 4X4



**Model**  
2.4 GLS 5 Seater

**Year**  
06-

**LEFT/  
PASSENGER**

**RIGHT/  
DRIVER**



REMARKS:

PART NO	DESCRIPTION	DIMENSIONS	COMMENTS
TR6223	Outer Tie Rod End	M14 x 1.5mm, 13.3/15.0mm Pin	
TR6224	Rack End	M14 x 1.5mm, M14 x 1.5mm, Length 341/354mm	
TR6458	Rack End	M16 x 1.5mm, M14 x 1.5mm, Length 323mm	Alt.
TR6225	Front Stab. Link	Length 265mm	
TR6226L/R	Rear Stab. Link	Length 80mm	
BJ1296	Lower Ball Joint	20mm Pin, Base Ø 40.1mm	
CS435L/R	Lower Control Arm		

# MITSUBISHI PAJERO 4X4



**Model**  
2.6 GLS S/W  
2.8 TDi GLS  
3.0 GLS Wagon  
3.5 GLS S/W

**Year**  
90-00

**LEFT/  
PASSENGER**

**RIGHT/  
DRIVER**



TR5557



TR5484



TR5484



TR5557



BJ1060T



BJ1060



CS237L



CS237R



BJ1060



BJ1060T



TR6144



BJ1073L



CS238L



CS238R



BJ1073R



TR6144



IA5570



IA5570A



REMARKS: Various parts of this vehicles suspension may be supplied with grease nipples. PLEASE NOTE THAT ALL PARTS SUPPLIED WITH GREASE NIPPLES MUST BE GREASED PRIOR TO FITMENT

**mitsubishi**  
PAJERO 4X4



CONTINUED

PART NO	DESCRIPTION	DIMENSIONS	COMMENTS
TR5557	Outer Tie Rod End	M16 x 1.5mm, 13.6/15.6mm Pin	
TR5484	Inner Tie Rod End	M16 x 1.5mm, 13.5/15.8mm Pin	
TR6144	Front Stab. Link	Length 78mm	
BJ1060	Upper Ball Joint	16.0/18.2mm Pin	
BJ1060T	Upper Ball Joint	16.0/18.2mm Pin	Alt. with Threaded Holes
CS237L/R	Upper Control Arm		
BJ1073L/R	Lower Ball Joint	19.4/22.0mm Pin	
CS238L/R	Lower Control Arm		
IA5570	Idler Arm	13.6/15.0mm Pin	
IA5570A	Pitman Arm	13.6/15.6mm Pin, Ø 32.0mm, Spline - 32T	

# MITSUBISHI PAJERO 4X4



Model	Year
2.5	00-07
3.2 DI-D, GLS, GLX	08-
S/W	
3.5 S/W	
3.8 V6, GLS S/W	

## LEFT/ PASSENGER



TR5817



TR5816



TR6466



TR6467



BJ1060T



BJ1060



CS436L



CS859L



CS858L



BJ1302



TR6468L



TR6147L



TR6146L



TR6052L

## RIGHT/ DRIVER



TR5816



TR5817



TR6467



TR6466



CS436R



CS859R



CS858R



BJ1060



BJ1060T



BJ1302



TR6052R



TR6146R



TR6147R



TR6468R

# MITSUBISHI PAJERO 4X4



CONTINUED

LEFT/  
PASSENGER



CS862L

RIGHT/  
DRIVER



CS862R



REMARKS: Various parts of this vehicles suspension may be supplied with grease nipples. PLEASE NOTE THAT ALL PARTS SUPPLIED WITH GREASE NIPPLES MUST BE GREASED PRIOR TO FITMENT

PART NO	DESCRIPTION	DIMENSIONS	COMMENTS
TR5817	Outer Tie Rod End	M16 x 1.5mm, 13.7/15.7mm Pin	
TR5816	Rack End	M16 x 1.5mm, M16 x 1.5mm, Length 206/227mm	
TR6466	Outer Tie Rod End	M16 x 1.5mm, 13.7/15.5mm Pin	08-
TR6467	Rack End	M16 x 1.5mm, M16 x 1.5mm, Length 189mm	08-
TR6052L/R	Front Stab. Link	Length 65mm	
TR6146L/R	Front Stab. Link	Length 78mm	
TR6147L/R	Rear Stab. Link	Length 116mm	
TR6468L/R	Front Stab. Link	79mm	
BJ1060	Upper Ball Joint	16.0/18.2mm Pin	
BJ1060T	Upper Ball Joint	16.0/18.2mm Pin	Alt. with Threaded Holes
CS436L/R	Upper Control Arm		
CS859L/R	Upper Control Arm		Alt.
BJ1302	Lower Ball Joint	19.4/22.0mm Pin	
CS858L/R	Lower Control Arm		
CS862L/R	Lower Control Arm		Alt.

MITSUBISHI  
TREDIA



**Model**  
1.4 S, 1.6 SL  
1.8 SL, SLX, Turbo  
Vortex

**Year**  
83-86

LEFT/  
PASSENGER

RIGHT/  
DRIVER



TR5347



TR5347



BJ949



BJ949

REMARKS:

PART NO	DESCRIPTION	DIMENSIONS	COMMENTS
TR5347	Outer Tie Rod End	M14 x 1.5mm, 13.5/15.0mm Pin	
BJ949	Lower Ball Joint	15.0/17.0mm Pin	



# MITSUBISHI

## TRITON 4X2, 4X4



**Model**  
 LDV 2.4 MPi D/cab,  
 2.5 Di-D D/cab  
 3.2 DiD D/cab,  
 3.5 Clubcab D/cab,  
 P/up

**Year**  
 07-11  
 11-

**LEFT/  
 PASSENGER**

**RIGHT/  
 DRIVER**



REMARKS: Various parts of this vehicles suspension may be supplied with grease nipples. PLEASE NOTE THAT ALL PARTS SUPPLIED WITH GREASE NIPPLES MUST BE GREASED PRIOR TO FITMENT

**mitsubishi**  
TRITON 4X2, 4X4



CONTINUED

PART NO	DESCRIPTION	DIMENSIONS	COMMENTS
TR5817	Outer Tie Rod End	M16 x 1.5mm, 13.7/15.7mm Pin	
TR6384	Outer Tie Rod End	M16 x 1.5mm, 13.5mm Pin	Alt.
TR6085	Rack End	M16 x 1.5mm, M16 x 1.5mm, Length 200mm	
TR6052L/R	Front Stab. Link	Length 65mm	
BJ1060T	Upper Ball Joint	16.0/18.2mm Pin	Alt. with Threaded Holes
CS436L/R	Upper Control Arm		
BJ1302	Lower Ball Joint	19.4/22.0mm Pin	Alt.
CS838L/R	Lower Control Arm		
SR5872	Power Steering Rack		

# NISSAN

## 200, 300



Model	Year
200 SX Coupe	91-95
300 ZX Coupe	92-96

LEFT/  
PASSENGER

RIGHT/  
DRIVER



REMARKS:

PART NO	DESCRIPTION	DIMENSIONS	COMMENTS
TR5340	Outer Tie Rod End	M12 x 1.25mm, 13.0/15.5mm Pin	200 SX
TR5425	Rack End	M16 x 1.0mm, M12 x 1.25mm, Length 260/281mm	200 SX
TR5439	Rack End	M16 x 1.0mm, M14 x 1.5mm, Length 138/158mm	300 ZX, Rear Wheel Steering
TR5559	Front Stab. Link	Length 90mm	300 ZX

# NISSAN

680, 720 (D21)



<b>Model</b>	<b>Year</b>
1.5 P/up, 2.2 P/up	77-80
1.8, Sport, Kingcab	80-88
2.2 P/up, Tracker, 2.3 P/up	

**LEFT/  
PASSENGER**



**RIGHT/  
DRIVER**



DL5196



REMARKS: Various parts of this vehicles suspension may be supplied with grease nipples. PLEASE NOTE THAT ALL PARTS SUPPLIED WITH GREASE NIPPLES MUST BE GREASED PRIOR TO FITMENT

PART NO	DESCRIPTION	DIMENSIONS	COMMENTS
TR5309	Outer Tie Rod End	M18 x 1.5mm, 13.2/15.2mm Pin	720 Only
TR5310	Inner Tie Rod End	M18 x 1.5mm, 13.2/15.2mm Pin	720 Only
CL100	Connecting Tube	M18 x 1.5mm, Length 100mm	
DL5400	Side Rod Assy. RHS/LHS		
DL5196	Centre Rod		720, 80-84
BJ908	Upper Ball Joint	16.0/18.0mm Pin	
BJ909	Lower Ball Joint RHS	19.5/22.0mm Pin	
BJ910	Lower Ball Joint LHS	19.5/22.0mm Pin	
IAB6049	Idler Arm Bush		720

# NISSAN

## 720 (D21) 4X4



**Model**  
1.8 Kingcab P/up,  
Tracker P/up

**Year**  
80-88

**LEFT/  
PASSENGER**



**RIGHT/  
DRIVER**



REMARKS: Various parts of this vehicles suspension may be supplied with grease nipples. PLEASE NOTE THAT ALL PARTS SUPPLIED WITH GREASE NIPPLES MUST BE GREASED PRIOR TO FITMENT

PART NO	DESCRIPTION	DIMENSIONS	COMMENTS
TR5309	Outer Tie Rod End	M18 x 1.5mm, 13.2/15.2mm Pin	18mm Thread
TR5310	Inner Tie Rod End	M18 x 1.5mm, 13.2/15.2mm Pin	18mm Thread
CL100	Connecting Tube	M18 x 1.5mm, Length 100mm	
DL5400	Side Rod Assy. L/RHS		
TR5451	Outer Tie Rod End	M16 x 1.5mm, Pin 13.4/15.5mm, Length 105mm	16mm Thread, 84-88
TR5452	Inner Tie Rod End	M16 x 1.5mm, Pin 13.4/15.5mm, Length 160mm	16mm Thread, 84-88
BJ908	Upper Ball Joint	16.0/18.0mm Pin	
BJ909	Lower Ball Joint RHS	19.5/22.0mm Pin	
BJ910	Lower Ball Joint LHS	19.5/22.0mm Pin	
IAB6049	Idler Arm Bush		84-88

# NISSAN

## 720 (D21) 4X4



**Model**  
2.2 Kingcab P/up,  
Tracker P/up

**Year**  
84-88

LEFT/  
PASSENGER

RIGHT/  
DRIVER



REMARKS: Various parts of this vehicles suspension may be supplied with grease nipples. PLEASE NOTE THAT ALL PARTS SUPPLIED WITH GREASE NIPPLES MUST BE GREASED PRIOR TO FITMENT

PART NO	DESCRIPTION	DIMENSIONS	COMMENTS
TR5387	Outer Tie Rod End	M16 x 1.5mm, 13.3/15.3mm Pin	RHT
TR5388	Inner Tie Rod End	M16 x 1.5mm, 13.3/15.3mm Pin	LHT
BJ908	Upper Ball Joint	16.0/18.0mm Pin	
BJ956	Lower Ball Joint	19.5/22.2mm Pin	
DL5419	Centre Rod		
IA5542	Idler Arm	13.0/14.82mm Pin	Taper Wide At Top
IAB6048	Centre Rod Arm		

# NISSAN

## 1200, 120Y, 1400




<b>Model</b>	<b>Year</b>
P/Up	71-75
P/Up, P/van	75-80
B140 Deluxe, P/van, S/W, Sport, Std, "Champ" P/up	80-08
B120 P/up	71-73

<b>LEFT/ PASSENGER</b>	<b>RIGHT/ DRIVER</b>
 <p>TR1367L      TR1366L</p>	 <p>TR1366R      TR1367R</p>



 <p>BJ787</p>	 <p>BJ787</p>
 <p>IAB6009</p>	 <p>IA5518</p>

 **REMARKS:** Various parts of this vehicles suspension may be supplied with grease nipples. PLEASE NOTE THAT ALL PARTS SUPPLIED WITH GREASE NIPPLES MUST BE GREASED PRIOR TO FITMENT

PART NO	DESCRIPTION	DIMENSIONS	COMMENTS
TR1367L/R	Outer Tie Rod End	M14 x 1.5mm, 11.3/13.3mm Pin	TR1367L - LHT, TR1367R - RHT
TR1366L/R	Inner Tie Rod End	M14 x 1.5mm, 11.3/13.3mm Pin	
BJ787	Lower Ball Joint	15.0/17.5mm Pin	
DL5415	Centre Rod	Pin 11.4/13.4mm, Length 540mm	
IA5518	Idler Arm	11.0/13.0mm Pin	
IAB6009	Idler Arm Bush		

**NISSAN**  
1200, 120Y, 1400, 140Y  
1600J, 1800J, STANZA



Model	Year
Sedan, Coupe, GX, Sedan	71-75
1.2 DL, SDX	75-80
1.4 S/W	78-80
1.4 S/W SDX	75-80
1.6 D/L, S/W	78-80
1.8 G/L, SSS	78-80
1.6 DL, Resort, S/W	78-84
1.8 GL, Resort, S/W, SSS	

LEFT/  
PASSENGER

RIGHT/  
DRIVER



TR1367L



TR1366L



TR1366R



TR1367R



DL5415



BJ787



BJ787



IAB6009



IA5518



REMARKS: Various parts of this vehicles suspension may be supplied with grease nipples. PLEASE NOTE THAT ALL PARTS SUPPLIED WITH GREASE NIPPLES MUST BE GREASED PRIOR TO FITMENT

PART NO	DESCRIPTION	DIMENSIONS	COMMENTS
TR1367L/R	Outer Tie Rod End	M14 x 1.5mm, 11.3/13.3mm Pin	TR1367L - LHT, TR1367R - RHT
TR1366L/R	Inner Tie Rod End	M14 x 1.5mm, 11.3/13.3mm Pin	
BJ787	Lower Ball Joint	15.0/17.5mm Pin	
DL5415	Centre Rod	Pin 11.4/13.4mm, Length 540mm	
IA5518	Idler Arm	11.0/13.0mm Pin	
IAB6009	Idler Arm Bush		



**NISSAN**  
140Y, 140Z, 1600, 160U, 160Y, 160Z,  
1800, 180U



Model	Year
1.4 GX	75-80
1.4 Coupe	77-78
GL, Sedan, SSS	69-73
1.6 SSS	74-78
1.6 GX Coupe, Z Coupe	
1.6 Coupe	78-80
1.8 GL	69-73
1.8 GL, SSS	73-78

LEFT/  
PASSENGER

RIGHT/  
DRIVER



BJ965



BJ965



IAB6009



REMARKS: Various parts of this vehicles suspension may be supplied with grease nipples. PLEASE NOTE THAT ALL PARTS SUPPLIED WITH GREASE NIPPLES MUST BE GREASED PRIOR TO FITMENT

PART NO	DESCRIPTION	DIMENSIONS	COMMENTS
BJ695	Lower Ball Joint	15.0/17.5mm Pin	
IAB6009	Idler Arm Bush		

# NISSAN

## 1-TONNER/HARDBODY (AW/D22)




**Model**  
 1.6, 1.8, 2.0 Custom,  
 2.4 Custom, Hi Rider,  
 Twin Cab, SE S/D/C,  
 2.5 Custom, D/C Hi  
 Rider, Twin Cab, 2.7,  
 D/C Hi Rider, Hi Rider,  
 SE, Twin Cab, 3.0 SE  
 D/C P/up  
 2.4 D/C, Hi Rider, 2.5  
 Custom, 2.7TD, MK2,  
 3.0i V6, MK2, D/C  
 Exec. S/W

**Year**  
 88-98

**LEFT/  
 PASSENGER**

**RIGHT/  
 DRIVER**



**NISSAN**  
1-TONNER/HARDBODY (AW/D22)



CONTINUED



REMARKS: Various parts of this vehicles suspension may be supplied with grease nipples. PLEASE NOTE THAT ALL PARTS SUPPLIED WITH GREASE NIPPLES MUST BE GREASED PRIOR TO FITMENT

PART NO	DESCRIPTION	DIMENSIONS	COMMENTS
TR5309	Outer Tie Rod End	M18 x 1.5mm, 13.2/15.2mm Pin	
TR5310	Inner Tie Rod End	M18 x 1.5mm, 13.2/15.2mm Pin	
CL100	Connecting Tube	M18 x 1.5mm, Length 100mm	
DL5400	Side Rod Assy. L/RHS		
BJ908	Upper Ball Joint	16.0/18.0mm Pin	
CS625L/R	Upper Control Arm		
SK525	Upper V-Arm Shaft		
BJ958	Lower Ball Joint	19.5/22.0mm Pin, Base Ø 52.2mm	
CS614L/R	Lower Control Arm	Length 367mm	Centre of BJ to Centre of Bolt Hole
DL5416	Centre Rod	13.4mm	
IAB6049	Idler Arm Bush		
IA5541	Idler Arm	12.7/15.0mm Pin	Taper Wide at Bottom

# NISSAN

## 1-TONNER/HARDBODY (AW/D22) 4X4



**Model**  
2.4 Custom, P/up,  
Tracker P/up, 2.7 P/up,  
SE D/C, SE P/up, Twin  
Cab, 3.0 Twin Cab P/up

**Year**  
88-98

**LEFT/  
PASSENGER**

**RIGHT/  
DRIVER**



TR5387

TR5388



TR5388

TR5387



DL5419



DL5420



DL5420



BJ908



CS626L



CS626R



BJ908



BJ956



CS627L



CS627R



BJ956



IAB6048



IA5542

**NISSAN**  
1-TONNER/HARDBODY (AW/D22) 4X4



CONTINUED



REMARKS: Various parts of this vehicles suspension may be supplied with grease nipples. PLEASE NOTE THAT ALL PARTS SUPPLIED WITH GREASE NIPPLES MUST BE GREASED PRIOR TO FITMENT

PART NO	DESCRIPTION	DIMENSIONS	COMMENTS
TR5387	Outer Tie Rod End	M16 x 1.5mm, 13.3/15.3mm Pin	RHT
TR5388	Inner Tie Rod End	M16 x 1.5mm, 13.3/15.3mm Pin	LHT
BJ908	Upper Ball Joint	16.0/18.0mm Pin	
CS626L/R	Upper Control Arm		
BJ956	Lower Ball Joint	19.5/22.2mm Pin	
CS627L/R	Lower Control Arm		
DL5420	Side Rod Assy. R/LHS		
DL5419	Centre Rod		
IA5542	Idler Arm	13.0/14.82mm Pin	Taper Wide at top
IAB6048	Centre Rod Bush		

# NISSAN

## HARDBODY (QW/D22)



**Model**  
2.0, SL, 2.4i, SL, D/C,  
SL, 2.7, 3.0i SL, 3.2 SE  
D/C, SL P/up

**Year**  
98-01

**LEFT/  
PASSENGER**

**RIGHT/  
DRIVER**



TR5524

CL100

TR5523



TR5523

CL100

TR5524



DL5556



DL5556



DL5542



DL5560



BJ1052



CS191L



CS191R



BJ1052



BJ958



CS193L



CS193R



BJ958



IA5541 - M/S



IA5587 - P/S



PSP024

**NISSAN**  
HARDBODY (QW/D22)



CONTINUED



REMARKS: Various parts of this vehicles suspension may be supplied with grease nipples. PLEASE NOTE THAT ALL PARTS SUPPLIED WITH GREASE NIPPLES MUST BE GREASED PRIOR TO FITMENT

PART NO	DESCRIPTION	DIMENSIONS	COMMENTS
TR5524	Outer Tie Rod End	M18 x 1.5mm, 14.5/16.0mm Pin	LHT
TR5523	Inner Tie Rod End	M18 x 1.5mm, 14.5/16.0mm Pin	
CL100	Connecting Tube	M18 x 1.5mm, Length 100mm	For TR5523 & TR5524 (Female)
DL5556	Outer Side Rod Assy.		
BJ1052	Upper Ball Joint	16.2/18.5mm Pin, Base Ø 51.2mm	
CS191L/R	Upper Control Arm		
BJ958	Lower Ball Joint	19.5/22.0mm Pin, Base Ø 52.2mm	
CS193L/R	Lower Control Arm	Length 350mm	Centre of BJ to Centre of Bolt Hole
DL5542	Centre Rod	Stiff Pin 13.3/15.0mm, Movable Pin 14.0/16.0mm	Manual Steering
DL5560	Centre Rod	Stiff Pin 14.0/16.0mm, Movable Pin 13.0/15.0mm	Power Steering
IA5541	Idler Arm	12.7/15.0mm Pin	Manual Steering, Taper Wide at Bottom
IA5587	Idler Arm	14.0/16.0mm Pin	Power Steering
PSP024	Power Steering Pump		2.7Tdi (TD27) / 3.2 (QD32)

# NISSAN

## HARDBODY (QW244/D22), NP300 (D25)



Model	Year
2.0, i SL, 2.4i, Hi Rider, SL, SL D/Cab, 2.7D, D/Cab, 3.0TD Hi Rider, D/Cab, King Cab Hi Rider, 3.2 SL, 3.3i Hi Rider, D/Cab, King Cab Hi Rider P/up, 2.4 D/C, Hi Rider, 2.5 Custom, 2.7TD, MK2, 3.0i V6, MK2, D/C, Exec. S/W	01-08
2.0, i SL, 2.4i, Hi Rider, SL, SL D/Cab, 2.7D, D/Cab, 3.0TD Hi Rider, D/Cab, King Cab Hi Rider, 3.2 SL, 3.3i Hi Rider, D/Cab, King Cab Hi Rider P/up, 2.0i, S, SE, 2.4i, D/C, D/C Hi Rider, 2.5TDi, S, SE, D/C, D/C Hi Rider P/up	98-99
	08-

LEFT/  
PASSENGER

RIGHT/  
DRIVER





NISSAN  
HARDBODY (QW244/D22), NP300 (D25)



CONTINUED

LEFT/  
PASSENGER

RIGHT/  
DRIVER



CS191L



CS191R



BJ1052



CS192L



CS192R



BJ1052



BJ958



CS193L



CS193R



BJ958



IA5541 - M/S



IA5587 - P/S



PSP017



PSP024



IA5589



REMARKS: Various parts of this vehicles suspension may be supplied with grease nipples. PLEASE NOTE THAT ALL PARTS SUPPLIED WITH GREASE NIPPLES MUST BE GREASED PRIOR TO FITMENT

**NISSAN**  
HARDBODY (QW244/D22), NP300 (D25)



CONTINUED

PART NO	DESCRIPTION	DIMENSIONS	COMMENTS
TR5698	Outer Tie Rod End	M14 x 1.5mm, 15.0/18.0mm Pin	Hi-Rider, RHT
TR5699	Inner Tie Rod End	M14 x 1.5mm, 15.0/18.0mm Pin	Hi-Rider, LHT
CL4	Connecting Rod	M14 x 1.5mm, Length 170mm	For TR5698 & TR5699 (Male)
TR5524	Outer Tie Rod End	M18 x 1.5mm, 14.5/16.0mm Pin	Std. LHT
TR5523	Inner Tie Rod End	M18 x 1.5mm, 14.5/16.0mm Pin	Std.
CL100	Connecting Tube	M18 x 1.5mm, Length 100mm	For TR5523 & TR5524 (Female)
BJ1052	Upper Ball Joint	16.2/18.5mm Pin, Base Ø 51.2mm	
CS191L/R	Upper Control Arm		
CS192L/R	Upper Control Arm		
BJ958	Lower Ball Joint	19.5/22.0mm Pin, Base Ø 52.2mm	
CS193L/R	Lower Control Arm		
DL5556	Outer Side Rod Assy.		Std.
DL5542	Centre Rod	Stiff Pin 13.3/15.0mm, Movable Pin 14.0/16.0mm	Std. Body
DL5543	Centre Rod	14.4mm Pin	Hi-Rider
DL5560	Centre Rod	Stiff Pin 14.0/16.0mm, Movable Pin 13.0/15.0mm	Power Steering
DL5561	Outer Side Rod Assy.		Hi-Rider
IA5541	Idler Arm	12.7/15.0mm Pin	Manual Steering 98-08, Taper Wide at Bottom
IA5587	Idler Arm	14.0/16.0mm Pin	Power Steering 98-08
IA5589	Idler Arm	13.2/14.8mm Pin	08-
PSP017	Power Steering Pump		2.5 Diesel
PSP024	Power Steering Pump		2.7 TDi (TD27) / 3.2 (QD32)

# NISSAN

## HARDBODY (QW/-244/D22) NP300 4X4



Model	Year
2.4i S/C, D/C, SL, Hi Rider, 2.7D, TD, S, SE D/C, Twin Cab, 3.0i V6 SE, SL D/C, 3.0TD, D/C, KingCab, 3.2D S/C, SE, SL D/C, 3.3i D/C, 4.2LDF, Patrol	98-10
2.4i, D/C, 2.5TDi, S, SE, D/C P/up	08-

**LEFT/  
PASSENGER**



**RIGHT/  
DRIVER**



**NISSAN**  
HARDBODY (QW/-244/D22) NP300 4X4



CONTINUED



REMARKS: Various parts of this vehicles suspension may be supplied with grease nipples. PLEASE NOTE THAT ALL PARTS SUPPLIED WITH GREASE NIPPLES MUST BE GREASED PRIOR TO FITMENT

PART NO	DESCRIPTION	DIMENSIONS	COMMENTS
TR5698	Outer Tie Rod End	M14 x 1.5mm, 15.0/18.0mm Pin	RHT
TR5699	Inner Tie Rod End	M14 x 1.5mm, 15.0/18.0mm Pin	LHT
CL4	Connecting Rod	M14 x 1.5mm, Length 170mm	For TR5698 & TR5699
DL5561	Outer Side Rod Assy. R/LHS		
DL5543	Centre Rod	14.4mm Pin	
BJ1052	Upper Ball Joint	16.2/18.5mm Pin, Base Ø 51.2mm	
CS192L/R	Upper Control Arm		
BJ1099	Lower Ball Joint	19.6/22.3mm Pin, Base Ø 51.0mm	
CS194L/R	Lower Control Arm		
IA5542	Idler Arm	13.0/14.82mm Pin	Taper Wide at Top
IA5589	Idler Arm	13.2/14.8mm Pin	
PSP017	Power Steering Pump		2.5 Diesel
PSP024	Power Steering Pump		2.7Tdi (TD27) / 3.2 (QD32)

# NISSAN ALMERA



**Model**  
1.6 Comfort, Luxury  
1.8 Luxury (4 Door)

**Year**  
01-06

**LEFT/  
PASSENGER**

**RIGHT/  
DRIVER**



REMARKS:

PART NO	DESCRIPTION	DIMENSIONS	COMMENTS
TR5365	Outer Tie Rod End	M12 x 1.25mm, 13.0/15.5mm Pin	
TR5681	Rack End	M16 x 1.0mm, M12 x 1.25mm, Length 285/302mm	
TR5683	Outer Tie Rod End	M14 x 1.5mm, 13.0/15.0mm Pin	1.8 Luxury
TR5684	Rack End	M16 x 1.0mm, M14 x 1.5mm, Length 285/305mm	1.8 Luxury
TR5559	Front Stab. Link	Length 90mm	
BJ1102	Lower Ball Joint	14.7/18.5mm Pin, Base Ø 38.3mm	
CS197L/R	Lower Control Arm		

# NISSAN ALMERA



**Model**  
1.8 Elegance

**Year**  
01-06

LEFT/  
PASSENGER

RIGHT/  
DRIVER



TR5685



TR5426A



TR5426A



TR5685



TR5559



BJ978



CS198L



CS198R



BJ978



TR5559

REMARKS:

PART NO	DESCRIPTION	DIMENSIONS	COMMENTS
TR5685	Outer Tie Rod End	M12 x 1.25mm, 12.8/15.1mm Pin	
TR5426A	Rack End	M14 x 1.5mm, M12 x 1.25mm, Length 265/284mm	
TR5559	Front Stab. Link	Length 90mm	
BJ978	Lower Ball Joint	14.6/18.6mm Pin, Base Ø 39.0mm	
CS198L/R	Lower Control Arm		

# NISSAN ALMERA



Model 1.5 Year 13-

LEFT/  
PASSENGER

RIGHT/  
DRIVER



TR6299



TR6300



TR6300



TR6299



TR5994



BJ1311



CS389L



CS389R



BJ1311




TR5994

REMARKS:

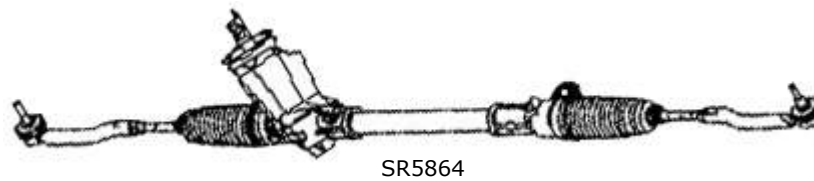

PART NO	DESCRIPTION	DIMENSIONS	COMMENTS
TR6299	Outer Tie Rod End	M12 x 1.25mm, 11.5mm Pin, Length 178mm	
TR6300	Rack End	M14 x 1.5mm, M12 x 1.25mm, Length 226/240mm	
TR5994	Front Stab. Link	Length 255mm	
BJ1311	Lower Ball Joint	16.0mm Pin, Base Ø 34.9mm	
CS389L/R	Lower Control Arm		

Model 1.2  
Year 15-

LEFT/  
PASSENGER



RIGHT/  
DRIVER



SR5864



REMARKS:

PART NO	DESCRIPTION	DIMENSIONS	COMMENTS
TR6299	Outer Tie Rod End	M12 x 1.25mm, 11.5mm Pin, Length 178mm	
TR6300	Rack End	M14 x 1.5mm, M12 x 1.25mm, Length 226/240mm	
TR6477	Rack End	M16 x 1.5mm, M12 x 1.25mm, Length 226/245mm	Alt.
SR5864	Steering Rack		
BJ1311	Lower Ball Joint	16.0mm Pin, Base Ø 34.9mm	
CS389L/R	Lower Control Arm		



# NISSAN E20



<b>Model</b>	<b>Year</b>
1.5 Coach, 1.6 15 Seater Bus, Coach, P/van, 2.0 Bus, Van, Wagon	73-81
1.8 Coach Gl 10 Seater Coach GLE, Econolux 13/16 Seater, Econowagon, Ekonovan	81-95

**LEFT/  
PASSENGER**

**RIGHT/  
DRIVER**



BJ908



BJ908



BJ910



BJ909



DL5402L



DL5402R

REMARKS:

PART NO	DESCRIPTION	DIMENSIONS	COMMENTS
BJ908	Upper Ball Joint	16.0/18.0mm Pin	81-95
BJ909	Lower Ball Joint RHS	19.5/22.0mm Pin	81-95
BJ910	Lower Ball Joint LHS	19.5/22.0mm Pin	81-95
DL5402L/R	Side Rod Assy.		81-95

Model Year  
2.5dCi SR, HR, P/van 06-

LEFT/  
PASSENGER

RIGHT/  
DRIVER



REMARKS:

PART NO	DESCRIPTION	DIMENSIONS	COMMENTS
TR5862	Outer Tie Rod End	M16 x 1.5mm, 16.4/20.2mm Pin	
TR5863	Rack End	M14 x 1.5, M16 x 1.5mm, Length 178/196mm	
TR5864	Front Stab. Link	Length 127mm	
BJ1165	Upper Ball Joint	16.0/21.0mm Pin, Base Ø 45.4mm	
BJ1164	Lower Ball Joint	22.0mm Pin, Base Ø 43.4mm	
BJ1265	Lower Ball Joint	24.0mm Pin, Base Ø 43.3mm	02-06
CS264L/R	Lower Control Arm		

# NISSAN JUKE



**Model**  
1.6, 1.6 DIG-T

**Year**  
10-

**LEFT/  
PASSENGER**

**RIGHT/  
DRIVER**



REMARKS:

PART NO	DESCRIPTION	DIMENSIONS	COMMENTS
TR6200	Outer Tie Rod End	M12 x 1.25mm, 11.8/14.6mm Pin	
TR6218	Rack End	M16 x 1.0mm, M12 x 1.25mm, Length 218/236mm	
TR6199	Front Stab. Link	Length 284mm	
BJ1213	Lower Ball Joint	18.0mm Pin, Base Ø 38.4mm	
CS818L/R	Lower Control Arm		

# NISSAN LANGLEY, PULSAR



Model	Year
1.3 GL, 1.5 Exa Turbo, GL, L, SSS, Trebon	83-88
1.5 GL, Panache, SX	80-87

LEFT/  
PASSENGER

RIGHT/  
DRIVER



REMARKS:

PART NO	DESCRIPTION	DIMENSIONS	COMMENTS
TR5340	Outer Tie Rod End	M12 x 1.25mm, 13.0/15.5mm Pin	
TR5425	Rack End	M16 x 1.0mm, M12 x 1.25mm, Length 260/281mm	83-85
TR5426A	Rack End	M14 x 1.5mm, M12 x 1.25mm, Length 265/284mm	85-88
BJ923	Lower Ball Joint	13.0/15.0mm Pin	

NISSAN  
LAUREL



Model  
2.0, 2.8 GL

Year  
80-87

LEFT/  
PASSENGER

RIGHT/  
DRIVER



TR5319

TR5320



BJ921L



IAB6014



TR5320

TR5319



BJ921R

REMARKS:

PART NO	DESCRIPTION	DIMENSIONS	COMMENTS
TR5319	Outer Tie Rod End	M14 x 1.5mm, 13.6/15.0mm Pin	
TR5320	Inner Tie Rod End	M14 x 1.5mm, Pin 13.6/15.0mm	
BJ921L/R	Lower Track Control Arm	Pin 16.0/18.5mm, Length 359.4mm	
IAB6014	Idler Arm Bush		

# NISSAN LEAF



Model Year  
Electric 13-

LEFT/  
PASSENGER

RIGHT/  
DRIVER



TR6200



TR6200



TR6199



BJ1213



CS818L



CS818R



BJ1213



TR6199



REMARKS: Electric Variation



PART NO	DESCRIPTION	DIMENSIONS	COMMENTS
TR6200	Outer Tie Rod End	M12 x 1.25mm, 11.8/14.6mm Pin	
TR6199	Front Stab. Link	Length 284mm	
BJ1213	Lower Ball Joint	18.0mm Pin, Base Ø 38.4mm	
CS818L/R	Lower Control Arm		

# NISSAN

## LIVINA, GRAND LIVINA, TIIDA



Model	Year
1.6 Acenta, +	08-
1.6 Acenta, Visia, + X-Gear	08-
1.6 Acenta, Visia, + 1.8 Acenta	06-



REMARKS:

PART NO	DESCRIPTION	DIMENSIONS	COMMENTS
TR5989	Outer Tie Rod End	M12 x 1.25mm, 11.6/14.4mm Pin	
TR5990	Rack End	M14 x 1.5mm, M12 x 1.25mm, Length 200/215mm	
TR5994	Front Stab. Link	Length 255mm	
BJ1213	Lower Ball Joint	18.0mm Pin, Base Ø 38.4mm	
BJ1145	Lower Ball Joint	18.0mm Pin, Base Ø 38.3mm	Alt.
CS299L/R	Lower Control Arm		
SR5870	Steering Rack		Manual Steering

# NISSAN MAXIMA



**Model**  
GV Series 300SE

**Year**  
91-96

LEFT/  
PASSENGER

RIGHT/  
DRIVER



REMARKS:

PART NO	DESCRIPTION	DIMENSIONS	COMMENTS
TR5421	Outer Tie Rod End	M14 x 1.5mm, 13.5mm Pin	
TR5422	Rack End	M16 x 1.0mm, M14 x 1.5mm, Length 265/289mm	
TR5559	Front Stab. Link	Length 90mm	
TR5690L/R	Rear Stab. Link	Length 108mm	
BJ1002	Lower Ball Joint	15.0/18.0mm Pin	
CS199L/R	Lower Control Arm		



# NISSAN MAXIMA



**Model**  
CA33 Series 2.0, 3.0

**Year**  
97-00

**LEFT/  
PASSENGER**

**RIGHT/  
DRIVER**



TR5683



TR5691



TR5691



TR5683



TR5694



BJ1101



CS200L



CS200R



BJ1101



TR5694

REMARKS:

PART NO	DESCRIPTION	DIMENSIONS	COMMENTS
TR5683	Outer Tie Rod End	M14 x 1.5mm, 13.0/15.0mm Pin	
TR5691	Rack End	M16 x 1.0mm, M14 x 1.5mm, Length 310/328mm	
TR5694	Front Stab. Link LHS	Length 115mm	
TR5693	Front Stab. Link RHS	Length 115mm	
BJ1101	Lower Ball Joint	15.0/20.5mm Pin, Base Ø 41.1mm	
CS200L/R	Lower Control Arm		

# NISSAN MAXIMA



**Model**  
QX Series 2.0, 3.0

**Year**  
00-04

**LEFT/  
PASSENGER**

**RIGHT/  
DRIVER**



REMARKS:

PART NO	DESCRIPTION	DIMENSIONS	COMMENTS
TR5695	Outer Tie Rod End	M14 x 1.5mm, 13.0/16.2mm Pin	
TR5696	Rack End	M16 x 1.0mm, M14 x 1.5mm, Length 312/330mm	
TR5697	Front Stab. Link	Length 98mm	
BJ1102	Lower Ball Joint	14.7/18.5mm Pin, Base Ø 38.3mm	
CS201L/R	Lower Control Arm		

# NISSAN MICRA



**Model**  
1.4 Comfort, Elegance

**Year**  
04-05

**LEFT/  
PASSENGER**

**RIGHT/  
DRIVER**



REMARKS:

PART NO	DESCRIPTION	DIMENSIONS	COMMENTS
TR5769	Outer Tie Rod End	M14 x 1.5mm, 11.8/14.8mm Pin	
TR5663	Rack End	M14 x 1.5mm, M12 x 1.0mm, Length 238/255mm	
TR5770	Front Stab. Link	Length 248mm	
BJ1123	Lower Ball Joint	16.0mm Pin, Base Ø 38.3mm	
CS211L/R	Lower Control Arm		

# NISSAN MICRA K12



**Model**  
1.4 Comfort, Elegance,  
SE, Accenta, +, Sport,  
Visia, 1.5dCi Tekna

**Year**  
05-11

LEFT/  
PASSENGER



RIGHT/  
DRIVER



REMARKS:

PART NO	DESCRIPTION	DIMENSIONS	COMMENTS
TR5726	Outer Tie Rod End	M14 x 1.5mm, 11.8/14.4mm Pin	
TR5738	Rack End	M14 x 1.5mm, M14 x 1.5mm, Length 290/309mm	TRW
TR5614	Rack End	M12 x 1.0mm, M14 x 1.5mm, Length 302/319mm	SMI
TR5883	Rack End	M14 x 1.5mm, M14 x 1.5mm, Length 303/322mm	06- Only
TR5770	Front Stab. Link	Length 248mm	
BJ1123	Lower Ball Joint	16.0mm Pin, Base Ø 38.3mm	
CS211L/R	Lower Control Arm		

# NISSAN MICRA K13



**Model**  
1.2, 1.4, 1.5, 1.5dCi

**Year**  
11-

**LEFT/  
PASSENGER**

**RIGHT/  
DRIVER**



REMARKS:

PART NO	DESCRIPTION	DIMENSIONS	COMMENTS
TR6299	Outer Tie Rod End	M12 x 1.25mm, 11.5mm Pin, Length 178mm	
TR6300	Rack End	M14 x 1.5mm, M12 x 1.25mm, Length 226/240mm	
TR5994	Front Stab. Link	Length 255mm	
BJ1311	Lower Ball Joint	16.0mm Pin, Base Ø 34.9mm	
CS389L/R	Lower Control Arm		

# NISSAN MURANO



**Model**  
3.5 V6 SUV

**Year**  
05-09

LEFT/  
PASSENGER

RIGHT/  
DRIVER



TR5991



TR5992



TR5992



TR5991



TR6148L



BJ1214



CS316L



CS316R



BJ1214



TR6148R

REMARKS:

PART NO	DESCRIPTION	DIMENSIONS	COMMENTS
TR5991	Outer Tie Rod End	M14x 1.5mm, 14.7/18.5mm Pin	
TR5992	Rack End	M16 x 1.0mm, M14 x 1.5mm, Length 262/280mm	
TR6148L/R	Front Stab. Link	Length 308mm	
BJ1214	Lower Ball Joint	20.0mm Pin, Base Ø 41.0mm	
CS316L/R	Lower Control Arm		

# NISSAN MURANO



**Model**  
3.5i V6

**Year**  
09-

**LEFT/  
PASSENGER**

**RIGHT/  
DRIVER**



TR6311



TR6312



TR6312



TR6311



BJ1214



TR5997L



TR5997R



BJ1214

REMARKS:

PART NO	DESCRIPTION	DIMENSIONS	COMMENTS
TR6311	Outer Tie Rod End	M14 x 1.5mm, 14.0mm Pin, Length 217mm	
TR6312	Rack End	M16 x 1.0mm, M14 x 1.5mm, Length 240mm	
TR5997L/R	Front Stab. Link	Length 300mm	
BJ1214	Lower Ball Joint	20.0mm Pin, Base Ø 41.0mm	

# NISSAN

## NAVARA, PATHFINDER 4X2/4X4



**Model**  
 2.5dCi, D/Cab P/up,  
 4.0i V6 D/Cab P/up  
 2.5dCi, LE D/Cab  
 SUV, P/up, 4.0i, LE V6  
 D/Cab SUV, P/up

**Year**  
 05-

**LEFT/  
 PASSENGER**



**RIGHT/  
 DRIVER**



SR5873



TR6150L



BJ1196



CS302L



CS302R



BJ1196



TR6150R



BJ1197



CS303L



CS303R



BJ1197



PSP027



BJ1292



CS860L



CS860R



BJ1292



**NISSAN**  
NAVARA, PATHFINDER 4X2/4X4



CONTINUED

REMARKS:

PART NO	DESCRIPTION	DIMENSIONS	COMMENTS
TR5965	Outer Tie Rod End	M16 x 1.5mm, 15.0mm Pin	
TR5966	Rack End	M20 x 1.0mm, M16 x 1.5mm, Length 204/221mm	
TR6460	Outer Tie Rod End	M14 x 1.5mm, 14.7mm Pin	Alt.
TR6266	Rack End	M16 x 1.5mm, M14 x 1.5mm, Length 216mm	Alt. Navara Only
TR6150L/R	Front Stab. Link	Length 65mm	
BJ1196	Upper Ball Joint	15.0/18.0mm Pin, Base Ø 42.1mm	
CS302L/R	Upper Control Arm		
BJ1197	Lower Ball Joint	22.0mm Pin, Base Ø 45.1mm	
BJ1292	Lower Ball Joint	24.0mm Pin, Base Ø 43.1mm	Alt.
CS303L/R	Lower Control Arm		With BJ1197
CS860L/R	Lower Control Arm		With BJ1292
PSP027	Power Steering Pump		2.5 Only, 4PK
SR5873	Power Steering Rack		

# NISSAN NAVARA (D23)



**Model**  
2.3dCi, 2.5dCi

**Year**  
15-

LEFT/  
PASSENGER

RIGHT/  
DRIVER



REMARKS:

PART NO	DESCRIPTION	DIMENSIONS	COMMENTS
TR6470	Outer Tie Rod End	M14 x 1.5mm, 14.7mm Pin	
TR6471L/R	Front Stab. Link	Length 70mm	
BJ1365	Lower Ball Joint	14.9mm Pin, Base Ø 46.1mm	
CS861L/R	Upper Control Arm		

# NISSAN NP200



**Model**  
1.5dCi S, SE, P/up  
1.6i S, SE P/up

**Year**  
08-

**LEFT/  
PASSENGER**



TR5985



TR5986



TR5715



TR6475

**RIGHT/  
DRIVER**



TR5986



TR5715



TR6475



TR5985



SR5859



BJ1145



CS320L



CS320R



BJ1145



PSP023



BJ1145B



CS462L



CS462R



BJ1145B

REMARKS:

NISSAN  
NP200

CONTINUED



PART NO	DESCRIPTION	DIMENSIONS	COMMENTS
TR5985	Outer Tie Rod End	M14 x 1.5mm, 12.0/14.6mm Pin	
TR5986	Rack End	M12 x 1.0mm, M14 x 1.5mm, Length 193/210mm	
TR5715	Rack End	M14 x 1.5mm, M14 x 1.5mm, Length 181/198mm	Alt.
TR6475	Rack End	M14 x 1.5mm, M14 x 1.5mm, Length 193/210mm	Alt.
BJ1145	Lower Ball Joint	18.0mm Pin, Base Ø 38.3mm	
CS320L/R	Lower Control Arm		
BJ1145B	Lower Ball Joint	18.0mm Pin, Base Ø 38.3mm	Alt.
CS462L/R	Lower Control Arm		Alt. with BJ1145B
SR5859	Power Steering Rack		
PSP023	Power Steering Pump		6PK Belt

NISSAN  
NV200



**Model**  
1.5dCi  
1.6i

**Year**  
13-

LEFT/  
PASSENGER

RIGHT/  
DRIVER



REMARKS:

PART NO	DESCRIPTION	DIMENSIONS	COMMENTS
TR5989	Outer Tie Rod End	M12 x 1.25mm, 11.6/14.4mm Pin	
TR5990	Rack End	M14 x 1.5mm, M12 x 1.25mm, Length 200/215mm	
TR5994	Front Stab. Link	Length 255mm	
BJ1145	Lower Ball Joint	18.0mm Pin, Base Ø 38.3mm	
CS299L/R	Lower Control Arm		

Model Year  
Impendulo 2.5i, 2.5D 14-

LEFT/  
PASSENGER



TR6220



TR6221A



CS829L



TR6150L

BJ1293



CS828L

RIGHT/  
DRIVER



TR6221A



TR6220



CS829R



PSP028



CS828R



BJ1293



TR6150R

REMARKS:

PART NO	DESCRIPTION	DIMENSIONS	COMMENTS
TR6220	Outer Tie Rod End	M20 x 1.5mm, 17.8/21.6mm Pin, Length 120mm	
TR6221A	Rack End	M24 x 1.5mm, M20 x 1.5mm, Length 275/295mm	
TR6150L/R	Front Stab. Link	Length 65mm	
CS829L/R	Upper Control Arm		
BJ1293	Lower Ball Joint	19.7/22.0mm Pin	
CS828L/R	Lower Control Arm		
PSP028	Power Steering Pump		7PK

**NISSAN**  
PATROL (Y60) 4X4



**Model**  
4.2 P/up, S/W

**Year**  
92-98

**LEFT/  
PASSENGER**

**RIGHT/  
DRIVER**



TR5757



TR5993



TR5993



TR5757



DL5431



TR5679



TR5679

REMARKS:

PART NO	DESCRIPTION	DIMENSIONS	COMMENTS
TR5757	Outer Tie Rod End	M30 x 1.5mm, 15.4/17.75mm Pin, Length 125mm	
TR5993	Inner Tie Rod End	M22 x 1.5mm, M14 x 1.5mm, 15.0mm Pin	
TR5679	Front/Rear Stab.Link	Length 130mm	
DL5431	Centre Rod		

# NISSAN PATROL (Y61) 4X4



**Model**  
3.0 Di GL, Di GRX, 4.2  
LDF P/up, P/up, P/up,  
SGI S/W, 4.5 P/up, 4.8  
P/up

**Year**  
98-04

LEFT/  
PASSENGER



TR5757



TR5677

RIGHT/  
DRIVER



TR5677



TR5757



DL5559



TR5678



TR5679



TR5756



TR5756



TR5679



TR5678



TR5680

REMARKS:

PART NO	DESCRIPTION	DIMENSIONS	COMMENTS
TR5757	Outer Tie Rod End	M30 x 1.5mm, 15.4/17.75mm Pin, Length 125mm	
TR5677	Inner Tie Rod End	M20 x 1.5mm, 14.8/18.5mm Pin	
TR5678	Front Stab. Link	Length 162mm	
TR5679	Rear Stab. Link	Length 130mm	
TR5756	Rear Stab. Link	Length 235mm	
TR5680	Centre Rod End	M22 x 1.5mm, Pin 15.5/18.0mm	
DL5559	Centre Rod LHS		



# NISSAN PRIMASTAR



**Model**  
1.9dCi Minibus

**Year**  
07-

**LEFT/  
PASSENGER**

**RIGHT/  
DRIVER**



TR5871



TR5872



TR5872



TR5871



TR5744



BJ1166



CS268L



CS268R



BJ1166



TR5744

REMARKS:

PART NO	DESCRIPTION	DIMENSIONS	COMMENTS
TR5871	Outer Tie Rod End	M14 x 1.5mm, 12.0/15.0mm Pin	
TR5872	Rack End	M12 x 1.0mm, M14 x 1.5mm Length 264/280mm	
TR5744	Front Stab. Link	Length 279mm	
BJ1166	Lower Ball Joint	17.5/21.0mm Pin	
CS268L/R	Lower Control Arm		

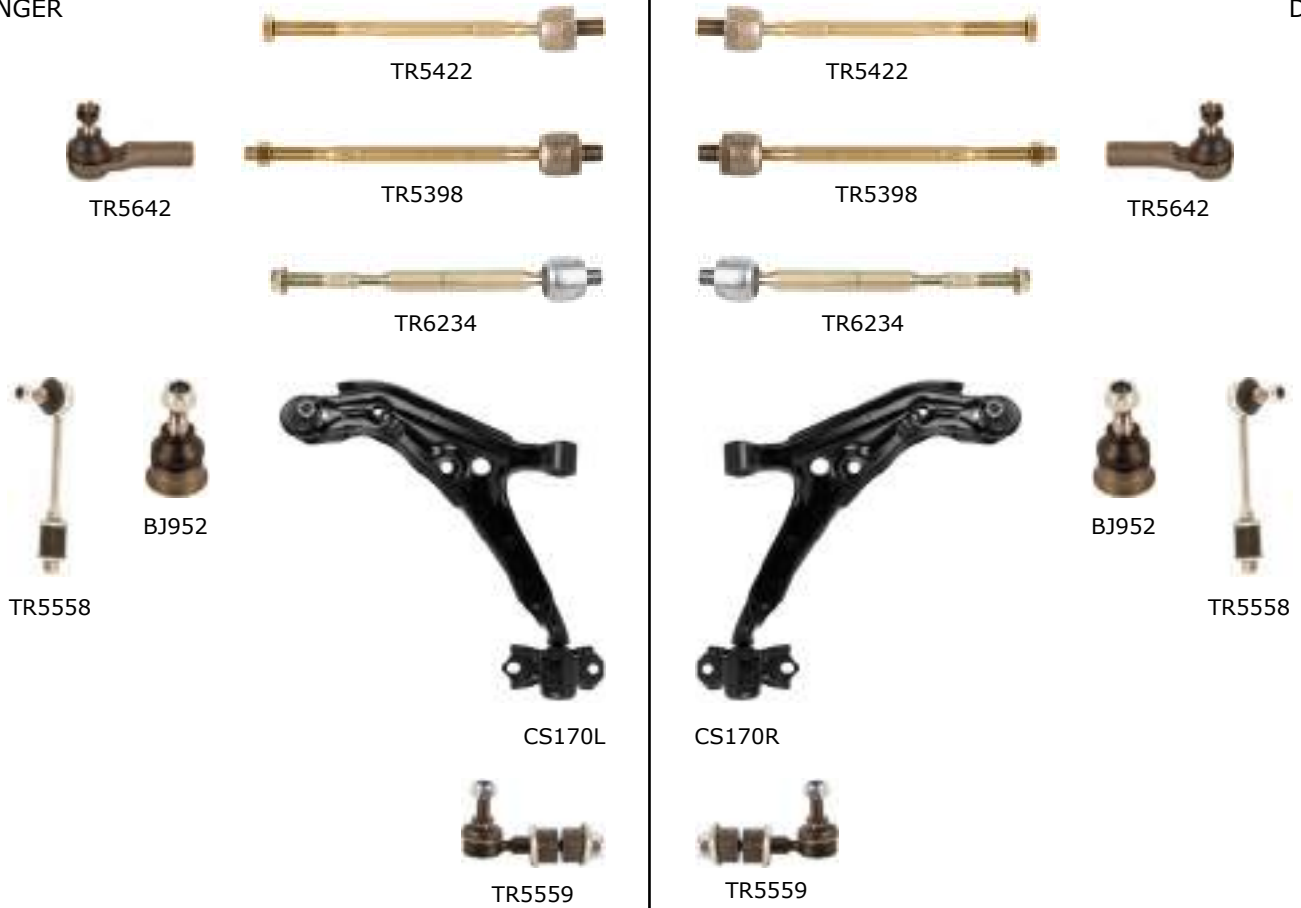
# NISSAN PRIMERA (P11)



**Model**                      **Year**  
 160Si, SE, 200 GSi, Si,      98-02  
 STi, Elegance, Luxury

**LEFT/  
PASSENGER**

**RIGHT/  
DRIVER**



REMARKS:

PART NO	DESCRIPTION	DIMENSIONS	COMMENTS
TR5642	Outer Tie Rod End	M12 x 1.25mm, 13.1/15.6mm Pin	
TR5422	Inner Rack End	M16 x 1.0mm, M14 x 1.5mm, Length 265/289mm	
TR5398	Rack End	M16 x 1.0mm, M12 x 1.25mm, Length 271/290mm	
TR6234	Rack End	M14 x 1.5mm, M12 x 1.25mm, Length 268/285mm	Alt.
TR5559	Front Stab. Link	Length 90mm	
TR5558	Front / Rear Stab. Link	Length 175mm	
BJ952	Lower Ball Joint	15.0/18.0mm Pin, Base Ø 38.1mm	01-02
CS170L/R	Lower Control Arm		98-02

# NISSAN PRIMERA (P12)



**Model**  
1.6, 2.0

**Year**  
02-

**LEFT/  
PASSENGER**

**RIGHT/  
DRIVER**



TR5642

TR6423



TR6423

TR5642



CS855L



CS855R



TR6424L

BJ1358



CS854L



CS854R



BJ1358

TR6424R



TR6425



TR6425

REMARKS:

PART NO	DESCRIPTION	DIMENSIONS	COMMENTS
TR5642	Outer Tie Rod End	M12 x 1.25mm, 13.1/15.6mm Pin	
TR6423	Rack End	M18 x 1.5mm, M12 x 1.25mm, Length 280mm	
TR6424L/R	Front Stab. Link	Length 65mm	
TR6425	Rear Stab. Link	Length 90mm	
CS855L/R	Upper Control Arm	13mm Pin	
BJ1358	Lower Ball Joint	15.2mm Pin, Base Ø 41.1mm	
CS854L/R	Lower Control Arm		

**Model**  
1.6 Accenta, Visia  
2.0i Acenta SUV, 2.0dCi  
Tekna SUV

**Year**  
07-13

LEFT/  
PASSENGER

RIGHT/  
DRIVER



TR5995



TR5996



TR5996



TR5995



AR1144L



AR1144R



TR5997L



BJ1215



CS323L



CS323R



BJ1215



TR5997R

REMARKS:

PART NO	DESCRIPTION	DIMENSIONS	COMMENTS
TR5995	Outer Tie Rod End	M14 x 1.5mm, 11.7/14.6mm Pin	
TR5996	Rack End	M22 x 1.5mm, M14 x 1.5mm, Length 233/247mm	
TR5997L/R	Front Stab. Link	Length 300mm	
AR1144L/R	Rear Stab. Link	Length 142mm	
BJ1215	Lower Ball Joint	20.0mm Pin, Base Ø 41.1mm	
CS323L/R	Lower Control Arm		

# NISSAN QASHQAI II



**Model**  
1.2 DIG-T, 1.6 DIG-T,  
1.5dCi, 1.6dCi, 1.6  
Accenta, Visia All  
Models 4x4 I, 2.0  
(J11E), 2.0 All Models  
4x4-i (J11R)

**Year**  
13-



REMARKS:

PART NO	DESCRIPTION	DIMENSIONS	COMMENTS
TR6434	Outer Tie Rod End	M14 x 1.5mm, 11.8mm Pin, Length 193mm	
TR6440	Rack End	M16 x 1.5mm, M14 x 1.5mm, Length 215mm	
TR6199	Front Stab. Link	Length 284mm	
BJ1215	Lower Ball Joint	20.0mm Pin, Base Ø 41.1mm	
CS449L/R	Lower Control Arm		
SR5876	Power Steering Rack		Electronic Power Steering

# NISSAN

## SANI 4X4 (AW), TERRANO II 4X4



Model	Year
2.2 S/W, 2.4 S/W, 2.7 MK II S/W, 3.0 D/C, D/C Exec., S/W, Mk II S/W, Exec., S/W 2.7	86-99
	00-02

LEFT/  
PASSENGER



TR5387

TR5388

RIGHT/  
DRIVER



TR5388

TR5387



DL5419



DL5420



DL5420



BJ908



CS626L



BJ908



CS626R



BJ956



BJ1044



CS627L



CS627R



BJ1044



BJ956



IAB6048



IA5542

**NISSAN**  
SANI 4X4 (AW), TERRANO II 4X4



CONTINUED



REMARKS: Various parts of this vehicles suspension may be supplied with grease nipples. PLEASE NOTE THAT ALL PARTS SUPPLIED WITH GREASE NIPPLES MUST BE GREASED PRIOR TO FITMENT

PART NO	DESCRIPTION	DIMENSIONS	COMMENTS
TR5387	Outer Tie Rod End	M16 x 1.5mm, 13.3/15.3mm Pin	RHT
TR5388	Inner Tie Rod End	M16 x 1.5mm, 13.3/15.3mm Pin	LHT
BJ908	Upper Ball Joint	16.0/18.0mm Pin	
CS626L/R	Upper Control Arm		Sani Only
BJ956	Lower Ball Joint	19.5/22.2mm Pin	
BJ1044	Lower Ball Joint	19.7/21.0mm Pin	Terrano II Only
CS627L/R	Lower Control Arm		Sani Only
IAB6048	Centre Rod Bush		
IA5542	Idler Arm	13.0/14.82mm Pin	Taper Wide at top
DL5420	Side Rod Assy.		
DL5419	Centre Rod		

# NISSAN SANI (AW/D22)



**Model**  
2.4 D/C, Hi Rider, 2.5 Custom, 2.7TD, MK2, 3.0i V6, MK2, D/C  
Exec. S/W

**Year**  
88-98

**LEFT/  
PASSENGER**



**RIGHT/  
DRIVER**



REMARKS: Various parts of this vehicles suspension may be supplied with grease nipples. PLEASE NOTE THAT ALL PARTS SUPPLIED WITH GREASE NIPPLES MUST BE GREASED PRIOR TO FITMENT



NISSAN  
SANI (AW/D22)



CONTINUED

PART NO	DESCRIPTION	DIMENSIONS	COMMENTS
TR5309	Outer Tie Rod End	M18 x 1.5mm, 13.2/15.2mm Pin	
TR5310	Inner Tie Rod End	M18 x 1.5mm, 13.2/15.2mm Pin	
CL100	Connecting Tube	M18 x 1.5mm, Length 100mm	
DL5400	Side Rod Assy. L/RHS		
BJ908	Upper Ball Joint	16.0/18.0mm Pin	
CS625L/R	Upper Control Arm		
SK525	Upper V-Arm Shaft		
BJ958	Lower Ball Joint	19.5/22.0mm Pin, Base Ø 52.2mm	
CS614L/R	Lower Control Arm	Length 367mm	Centre of BJ to Centre of Bolt Hole
DL5416	Centre Rod	13.4mm	
IAB6049	Idler Arm Bush		
IA5541	Idler Arm	12.7/15.0mm Pin	Taper Wide at Bottom

**Model**  
2.4 D/C, Hi Rider, 2.5  
Custom, 2.7TD, MK2,  
3.0i V6, MK2, D/C,  
Exec. S/W

**Year**  
98-99

LEFT/  
PASSENGER

RIGHT/  
DRIVER



CONTINUED

LEFT/  
PASSENGER

RIGHT/  
DRIVER



CS191L



CS191R



CS192L



CS192R



BJ1052



BJ1052



BJ958



CS193L



CS193R



BJ958



IA5541 - M/S



IA5587 - P/S



REMARKS: Various parts of this vehicles suspension may be supplied with grease nipples. PLEASE NOTE THAT ALL PARTS SUPPLIED WITH GREASE NIPPLES MUST BE GREASED PRIOR TO FITMENT

CONTINUED

PART NO	DESCRIPTION	DIMENSIONS	COMMENTS
TR5698	Outer Tie Rod End	M14 x 1.5mm, 15.0/18.0mm Pin	Hi-Rider, RHT
TR5699	Outer Tie Rod End	M14 x 1.5mm, 15.0/18.0mm Pin	Hi-Rider, LHT
CL4	Connecting Rod	M14 x 1.5mm, Length 170mm	For TR5698 & TR5699 (Male)
TR5524	Outer Tie Rod End	M18 x 1.5mm, 14.5/16.0mm Pin	Std. LHT
TR5523	Inner Tie Rod End	M18 x 1.5mm, 14.5/16.0mm Pin	Std.
CL100	Connecting Tube	M18 x 1.5mm, Length 100mm	For TR5523 & TR5524 (Female)
BJ1052	Upper Ball Joint	16.2/18.5mm Pin, Base Ø 51.2mm	
CS191L/R	Upper Control Arm		
CS192L/R	Upper Control Arm		
BJ958	Lower Ball Joint	19.5/22.0mm Pin, Base Ø 52.2mm	
CS193L/R	Lower Control Arm		
DL5556	Outer Side Rod Assy.		Std.
DL5542	Centre Rod	Stiff Pin 13.3/15.0mm, Movable Pin 14.0/16.0mm	Std. Body
DL5543	Centre Rod	14.4mm Pin	Hi-Rider
DL5560	Centre Rod	Stiff Pin 14.0/16.0mm, Movable Pin 13.0/15.0mm	Power Steering
DL5561	Outer Side Rod Assy.		Hi-Rider
IA5541	Idler Arm	12.7/15.0mm Pin	Manual Steering 98-08, Taper Wide at Bottom
IA5587	Idler Arm	14.0/16.0mm Pin	Power Steering 98-08

# NISSAN SENTRA



**Model**                      **Year**  
 1.3 GL, SX, 1.6 GL, GX, 87-92  
 GXE, GXEi Coupe, SGLi,  
 1.8i Coupe, Exec.



REMARKS:

PART NO	DESCRIPTION	DIMENSIONS	COMMENTS
TR5365	Outer Tie Rod End	M12 x 1.25mm, 13.0/15.5mm Pin	
TR5425	Rack End	M16 x 1.0mm, M12 x 1.25mm, Length 260/281mm	
TR5324	Outer Tie Rod End	M14 x 1.5mm, 13.2/14.5mm Pin	
TR5426	Rack End	M14 x 1.5mm, M14 x 1.5mm, Length 286/300mm	
BJ952	Lower Ball Joint	15.0/18.0mm Pin, Base Ø 38.1mm	
CS116	Lower Control Arm LHS		
CS117	Lower Control Arm RHS		
SR5743	Steering Rack		Long Pin - with TR5324 & TR5426

# NISSAN SENTRA, SABRE



<b>Model</b>	<b>Year</b>
Sentra 140, GX, 160, GX, SE, 200STi	92-97
Sabre 160GX, GXi, 200GXi	94-97

LEFT/  
PASSENGER

RIGHT/  
DRIVER



TR5365



TR5398



TR5398



TR5365



SR5719



BJ978



CS607L



CS607R



BJ978

REMARKS:

PART NO	DESCRIPTION	DIMENSIONS	COMMENTS
TR5365	Outer Tie Rod End	M12 x 1.25mm, 13.0/15.5mm Pin	
TR5398	Rack End	M16 x 1.0mm, M12 x 1.25mm, Length 271/290mm	
BJ978	Lower Ball Joint	14.6/18.6mm Pin, Base Ø 39.0mm	
CS607L/R	Lower Control Arm		
SR5719	Steering Rack		Short Pin

# NISSAN SENTRA, SABRE



**Model**  
Sentra 140GX, i,  
Si, 160GSi, GXi, Si,  
200GSi, STi  
Sabre 160GX, GXi,  
200GX

**Year**  
97-02



REMARKS:

PART NO	DESCRIPTION	DIMENSIONS	COMMENTS
TR5324	Outer Tie Rod End	M14 x 1.5mm, 13.2/14.5mm Pin	
TR5426	Rack End	M14 x 1.5mm, M14 x 1.5mm, Length 286/300mm	
TR5365	Outer Tie Rod End	M12 x 1.25mm, 13.0/15.5mm Pin	
TR5398	Rack End	M16 x 1.0mm, M12 x 1.25mm, Length 271/290mm	
TR5559	Front Stab. Link	Length 90mm	
TR5558	Rear Stab. Link	Length 175mm	
TR5672	Rear Stab. Link	Length 175mm	
BJ978	Lower Ball Joint	14.6/18.6mm Pin, Base Ø 39.0mm	
CS607L/R	Lower Control Arm		

# NISSAN SENTRA



**Model**  
1.6

**Year**  
13-

**LEFT/  
PASSENGER**

**RIGHT/  
DRIVER**



TR6200



TR6310



TR6310



TR6200



TR5916



BJ1315



CS398L



CS398R



BJ1315



TR5916

REMARKS:

PART NO	DESCRIPTION	DIMENSIONS	COMMENTS
TR6200	Outer Tie Rod End	M12 x 1.25mm, 11.8/14.6mm Pin	
TR6310	Rack End	M14 x 1.5mm, M12 x 1.25mm, Length 200mm	
TR5916	Front Stab. Link	Length 285mm	
BJ1315	Lower Ball Joint	18mm Pin	
CS398L/R	Lower Control Arm		



# NISSAN SKYLINE



**Model**  
R30 Series 1.8 L, 2.0  
GL, 2.8 GLX, GTX  
(I.R.S)

**Year**  
82-87

LEFT/  
PASSENGER

RIGHT/  
DRIVER



TR5319

TR5320



TR5320

TR5319



BJ921L



BJ921R



IAB6014

REMARKS:

PART NO	DESCRIPTION	DIMENSIONS	COMMENTS
TR5319	Outer Tie Rod End	M14 x 1.5mm, 13.6/15.0mm Pin	
TR5320	Inner Tie Rod End	M14 x 1.5mm, 13.6/15.0mm Pin	
BJ921L/R	Lower Track Control Arm	16.0/18.5mm Pin, Length 359.4mm	
IAB6014	Idler Arm Bush		

# NISSAN SKYLINE



**Model**  
R31 Series 2.0 GL,  
GLE, SGLi, (I.R.S)

**Year**  
87-92

LEFT/  
PASSENGER

RIGHT/  
DRIVER



REMARKS:

PART NO	DESCRIPTION	DIMENSIONS	COMMENTS
TR5519	Outer Tie Rod End	M14 x 1.5mm	Manual Steering
TR5518	Rack End	M14 x 1.5mm, M14 x 1.5mm, Length 147/160mm	Manual Steering
TR5364	Outer Tie Rod End	M14 x 1.5mm, 13.5/15.0mm Pin	Power Steering
TR5439	Rack End	M16 x 1.0mm, M14 x 1.5mm, Length 138/158mm	Power Steering
BJ951L/R	Lower Track Control Arm	16.2/18.5mm Pin	

# NISSAN

## X-TRAIL (T30) 4X2, 4X4



**Model** 2.0, 2.2, 2.5 SUV/MPV  
**Year** 01-08

**LEFT/  
PASSENGER**

**RIGHT/  
DRIVER**



TR5698



TR5674



TR5674



TR5698



TR5675L



TR5676



CS195L



CS195R



TR5676



TR5675R

REMARKS:

PART NO	DESCRIPTION	DIMENSIONS	COMMENTS
TR5698	Outer Tie Rod End	M14 x 1.5mm, 15.0/18.0mm Pin, Length 95mm	RHT
TR5674	Rack End	M16 x 1.0mm, M14 x 1.5mm, Length 286/304mm	
TR5675L/R	Front Stab. Link	Length 64mm	
TR5676	Rear Stab. Link	Length 115mm	
CS195L/R	Lower Control Arm		

# NISSAN

## X-TRAIL (T31) 4X2, 4X4



**Model**  
2.0i XE dCi XE, LE, SE,  
2.5iCVT LE, SE SUV

**Year**  
08-13

LEFT/  
PASSENGER

RIGHT/  
DRIVER



TR5995



TR5996



TR5996



TR5995



AR1144L



AR1144R



TR5997L



BJ1215



CS323L



CS323R



BJ1215



TR5997R

REMARKS:

PART NO	DESCRIPTION	DIMENSIONS	COMMENTS
TR5995	Outer Tie Rod End	M14 x 1.5mm, 11.7/14.6mm Pin	
TR5996	Rack End	M22 x 1.5mm, M14 x 1.5mm Length 233/247mm	
TR5997L/R	Front Stab. Link	Length 300mm	
AR1144L/R	Rear Stab. Link	Length 142mm	
BJ1215	Lower Ball Joint	20.0mm Pin, Base Ø 41.1mm	
CS323L/R	Lower Control Arm		

# NISSAN

## X-TRAIL (T32) 4X2, 4X4



**Model**  
(R9M) 1.6dCi,  
(MR20DD) 2.0,  
(QR25DE) 2.5

**Year**  
2014-

**LEFT/  
PASSENGER**

**RIGHT/  
DRIVER**



TR6394



TR6395



TR6395



TR6394



AR1144L



AR1144R



TR5997L



BJ1215



CS458L



CS458R



BJ1215



TR5997R

REMARKS:

PART NO	DESCRIPTION	DIMENSIONS	COMMENTS
TR6394	Outer Tie Rod End	M14 x 1.5mm, 11.8mm Pin, Length 207mm	
TR6395	Rack End	M16 x 1.5mm, M14 x 1.5mm, Length 225mm	
TR5997L/R	Front Stab. Link	Length 300mm	
AR1144L/R	Rear Stab. Link	Length 142mm	
BJ1215	Lower Ball Joint	20.0mm Pin, Base Ø 41.1mm	
CS458L/R	Lower Control Arm		

Model  
1.0, 1.2, 1.4, 1.4S

Year  
14-

LEFT/  
PASSENGER

RIGHT/  
DRIVER



TR5884



TR5893



TR5893



TR5884



TR6412



BJ1168



CS271L



CS271R



BJ1168



TR6412

REMARKS:

PART NO	DESCRIPTION	DIMENSIONS	COMMENTS
TR5884	Outer Tie Rod End	M14 x 1.5mm, 11.7/14.8mm Pin	
TR5893	Rack End	M14 x 1.5mm, M14 X 1.5mm, Length 289/307mm	
TR6412	Front Stab. Link	Length 310mm	
BJ1168	Lower Ball Joint	16.0mm Pin	
CS271L/R	Lower Control Arm		

# OPEL ASCONA



**Model**  
1.3 L, 1.6 GL, 1.8 GLS

**Year**  
82-87

LEFT/  
PASSENGER

RIGHT/  
DRIVER



TR5169



TR5169



BJ842



BJ842

REMARKS:

PART NO	DESCRIPTION	DIMENSIONS	COMMENTS
TR5169	Outer Tie Rod End	M16 x 1.5mm, 13.0/15.5mm Pin	
BJ842	Lower Ball Joint	13.5/17.0mm Pin	

# OPEL ASTRA F, CALIBRA



Model	Year
140, i, iS, 160i, i Estate, iE, iS, 180i, iE, 200i, i Estate, iE, ts	93-99
2.0 2 Door Coupe	92-97

LEFT/  
PASSENGER

RIGHT/  
DRIVER



REMARKS:

PART NO	DESCRIPTION	DIMENSIONS	COMMENTS
TR5427	Outer Tie Rod End	M16 x 2.0mm, 13.0/15.5mm Pin	
TR5643	Front Stab. Link	Length 85mm	
BJ842	Lower Ball Joint	13.5/17.0mm Pin	
CS1501L/R	Lower Control Arm		
CL2	Control Link	M16 x 2.0mm, Length 105mm	



# OPEL ASTRA G, ZAFIRA I



<b>Model</b> 1.6 Classic CD, CDE, CS, 1.8 Classic CDE, CSE, 2.0 Classic CDX, Coupe, CSX 1.8i CD	<b>Year</b> 99-06  01-05
--	-----------------------------------

**LEFT/  
PASSENGER**

**RIGHT/  
DRIVER**



TR5546



TR5547



TR5547



TR5546



TR5646



BJ1089



CS186L



CS186R



BJ1089



TR5646

REMARKS:

PART NO	DESCRIPTION	DIMENSIONS	COMMENTS
TR5546	Outer Tie Rod End	M14 x 1.5mm, 13.3/17.1mm Pin	
TR5547	Rack End	M18 x 1.5mm, M14 x 1.5mm, Length 282/302mm	
TR5646	Front Stab. Link	Length 300mm	
BJ1089	Lower Ball Joint	18mm Pin	
CS186L/R	Lower Control Arm		

# OPEL ASTRA H, ZAFIRA II



Model	Year
1.4 Essentia, 1.6 Enjoy, Essentia, 1.8 Enjoy, Sport, GTC, GTC Sport, 2.0i Coupe, Turbo, GSi, GTC Turbo, OPC, Turbo Sport, GTC Turbo Sport	04-09
1.6 Essentia, 1.8i Enjoy, CD, Elegance, 2.0 OPC, 2.2i Enjoy, Elegance	05-

LEFT/  
PASSENGER

RIGHT/  
DRIVER



REMARKS:

**OPEL**  
**ASTRA H, ZAFIRA II**



CONTINUED

PART NO	DESCRIPTION	DIMENSIONS	COMMENTS
TR5865	Outer Tie Rod End	M14 x 1.5mm, 13.4/17.2mm Pin	
TR5866	Rack End	M18 x 1.5mm, M14 x 1.5mm, Length 283/306mm	TRW
TR5547	Rack End	M18 x 1.5mm, M14 x 1.5mm, Length 282/302mm	ZF 15/16" Rims
TR5888	Rack End	M16 x 1.5mm, M14 x 1.5mm, Length 276/296mm	ZF 17" Rims
TR5889	Rack End	M16 x 1.5mm, M14 x 1.5mm, Length 276/294mm	ZF 18" Rims
TR5646	Front Stab. Link	Length 300mm	Non Active Susp.
TR5882	Front Stab. Link	Length 300mm	Active Susp.
BJ1089	Lower Ball Joint	18mm Pin	
CS252L/R	Lower Control Arm		

# OPEL ASTRA J



**Model**  
1.4T, 1.6, 1.6T

**Year**  
09-

**LEFT/  
PASSENGER**



TR6180



TR6179



TR6302



TR6188



TR6301



CS815L

**RIGHT/  
DRIVER**



TR6179



TR6302



TR6301



TR6188



CS815R

REMARKS:

PART NO	DESCRIPTION	DIMENSIONS	COMMENTS
TR6180	Outer Tie Rod End	M14 x 1.5mm, 13.1/18.1mm Pin	
TR6179	Rack End	M16 x 1.5mm, M16 x 1.5mm, Length 284/312mm	
TR6302	Rack End	M16 x 1.5mm, M16 x 1.5mm, Length 299mm	Alt.
TR6188	Front Stab. Link	Length 304mm	For Vehicles without Flexride Suspension
TR6301	Front Stab. Link	Length 304mm	For Vehicles with Flexride Suspension
CS815L/R	Lower Control Arm		

# OPEL COMMODORE, SENATOR



<b>Model</b> 2.8 GL, L, 3.0 E 3.0E	<b>Year</b> 82-88 82-86
--	-------------------------------

LEFT/  
PASSENGER

RIGHT/  
DRIVER



TR5131



TR5130



TR5130



TR5131



DL5133



BJ822



BJ822



IAB6043

REMARKS:

PART NO	DESCRIPTION	DIMENSIONS	COMMENTS
TR5131	Outer Tie Rod End	M14 x 1.5mm, 13.5/15.0mm Pin	
TR5130	Inner Tie Rod End	M14 x 1.5mm, 13.5/15.0mm Pin	
DL5133	Centre Rod	Pin 13.5/15.0mm, Length 785mm	
BJ822	Lower Ball Joint	16.1/18.1mm Pin	
IAB6043	Idler Arm Bush		

# OPEL CORSA B



**Model**  
130i, iS, i Sedan, iE  
Sedan, Lite, Chill, 160i  
Sedan

**Year**  
96-99

**LEFT/  
PASSENGER**

**RIGHT/  
DRIVER**



TR5500



TR5499



TR5499



TR5500



TR5506 - SHORT



TR5506 - SHORT



SR5734



BJ1006



CS1502L



CS1502R



BJ1006



BJ1007



CS1503L



CS1503R



BJ1007

REMARKS:

PART NO	DESCRIPTION	DIMENSIONS	COMMENTS
TR5500	Outer Tie Rod End	M12 x 1.5mm, 10.7/13.2mm Pin, Length 78mm	Long Lotus Susp.
TR5506	Outer Tie Rod End	M12 x 1.5mm, 10.8/13.8mm Pin, Length 68mm	Short Pre Lotus Susp.
TR5499	Rack End	M14 x 1.5mm, M12 x 1.5mm, Length 305/325mm	Pre Lotus & Lotus Susp.
SR5734	Steering Rack		
BJ1006	Lower Ball Joint	15mm Pin	Pre Lotus Suspension
CS1502L/R	Lower Control Arm		Pre Lotus Suspension
BJ1007	Lower Ball Joint	15mm Pin	Lotus Suspension
CS1503L/R	Lower Control Arm		Lotus Suspension

# OPEL CORSA C



**Model**  
130i, iS, i Sedan, iE  
Sedan, Lite, Chill, 160i  
Sedan

**Year**  
96-99

**LEFT/  
PASSENGER**

**RIGHT/  
DRIVER**



TR5500



TR5499



TR5649



TR5815



TR5506 - SHORT



TR5980



TR5499



TR5649



TR5815



TR5980



TR5500



TR5506 - SHORT



SR5734



SR5741



BJ1007



CS1503L



CS1503R



BJ1007

REMARKS:

OPEL  
CORSA C

CONTINUED



PART NO	DESCRIPTION	DIMENSIONS	COMMENTS
TR5500	Outer Tie Rod End	M12 x 1.5mm, 10.7/13.2mm Pin, Length 78mm	Long
TR5506	Outer Tie Rod End	M12 x 1.5mm, 10.8/13.8mm Pin, Length 68mm	Short
TR5499	Rack End	M14 x 1.5mm, M12 x 1.5mm, Length 305/325mm	Manual Steering
TR5649	Rack End	M14 x 1.5mm, M12 x 1.5mm, Length 309/327mm	Power Steering
TR5815	Rack End	M14 x 1.5mm, M12 x 1.5mm, Length 285/300mm	Power Steering (Alt.1)
TR5980	Rack End	M14 x 1.5mm, M12 x 1.5mm, Length 285/300mm	Power Steering (Alt.2)
SR5734	Steering Rack		Manual Steering -02
SR5741	Steering Rack		Manual Steering 02-
BJ1007	Lower Ball Joint	15mm Pin	
CS1503L/R	Lower Control Arm		



# OPEL CORSA C



**Model**  
1.4i Chill, Classic,  
Comfort, Lite Sport,  
S, 160i Classic, Sport,  
iE Classic, 1.7i DTi  
Elegance, 1.8i Classic  
Executive, GSi  
1.4 Combo

**Year**  
02-08  
  
05-

**LEFT/  
PASSENGER**

**RIGHT/  
DRIVER**



TR5500



TR5499



TR5649



TR5815



TR5980



TR5499



TR5649



TR5815



TR5980



TR5500



SR5741



TR5771



BJ1026



CS207L



CS207R



BJ1026



TR5771

REMARKS:

OPEL  
CORSA C

CONTINUED



PART NO	DESCRIPTION	DIMENSIONS	COMMENTS
TR5500	Outer Tie Rod End	M12 x 1.5mm, 10.7/13.2mm Pin, Length 78mm	
TR5499	Rack End	M14 x 1.5mm, M12 x 1.5mm, Length 305/325mm	Manual Steering
TR5649	Rack End	M14 x 1.5mm, M12 x 1.5mm, Length 309/327mm	Power Steering
TR5815	Rack End	M14 x 1.5mm, M12 x 1.5mm, Length 285/300mm	Power Steering (Alt.1)
TR5980	Rack End	M14 x 1.5mm, M12 x 1.5mm, Length 285/300mm	Power Steering (Alt.2)
TR5771	Front Stab. Link	Length 243mm	
SR5741	Steering Rack		Manual Steering
BJ1026	Lower Ball Joint	16mm Pin	
CS207L/R	Lower Control Arm		

# OPEL CORSA D, E



<b>Model</b> 1.3 CDTi Enjoy, 1.4i Enjoy, Essentia, Cosmo, Sport, 1.6i Sport 1.0, 1.4, 1.4T	<b>Year</b> 08-  14-
--	-------------------------------

LEFT/  
PASSENGER

RIGHT/  
DRIVER



REMARKS:

PART NO	DESCRIPTION	DIMENSIONS	COMMENTS
TR5884	Outer Tie Rod End	M14 x 1.5mm, 11.7/14.8mm Pin	
TR5893	Rack End	M14 x 1.5mm, M14 x 1.5mm, Length 289/307mm	
TR5885	Front Stab. Link	Length 301mm	
BJ1168	Lower Ball Joint	16mm Pin	
CS271L/R	Lower Control Arm		

# OPEL

## CORSA LDV UTILITY, PRONTO



<b>Model</b>	<b>Year</b>
130i, 1.4i, Sport, S, Club, 160i, i S, Sport, 1.7D, Sport, Club P/up P/van 1.3i	97-02
	99-00

**LEFT/  
PASSENGER**

**RIGHT/  
DRIVER**



REMARKS:

**OPEL**  
CORSA LDV UTILITY, PRONTO



CONTINUED

PART NO	DESCRIPTION	DIMENSIONS	COMMENTS
TR5500	Outer Tie Rod End	M12 x 1.5mm, 10.7/13.2mm Pin, Length 78mm	Lotus Suspension
TR5506	Outer Tie Rod End	M12 x 1.5mm, 10.8/13.8mm Pin, Length 68mm	Pre Lotus Suspension
TR5499	Rack End	M14 x 1.5mm, M12 x 1.5mm, Length 305/325mm	Pre Lotus & Lotus Susp.
TR5649	Rack End	M14 x 1.5mm, M12 x 1.5mm, Length 309/327mm	Power Steering
TR5815	Rack End	M14 x 1.5mm, M12 x 1.5mm, Length 285/300mm	Power Steering (Alt.1)
TR5980	Rack End	M14 x 1.5mm, M12 x 1.5mm, Length 285/300mm	Power Steering (Alt.2)
SR5734	Steering Rack		Manual Steering 97-02
BJ1006	Lower Ball Joint	15mm Pin	Pre Lotus Suspension
CS1502L/R	Lower Control Arm		Pre Lotus Suspension
BJ1007	Lower Ball Joint	15mm Pin	Lotus Suspension
CS1503L/R	Lower Control Arm		Lotus Suspension

# OPEL CORSA LDV UTILITY, COMBO



<b>Model</b> 1.4i, Sport, Club, 1.7DTi, Sport, Club, 1.8i, Sport, Club P/up 1.4i P/van	<b>Year</b> 02-  06-
--	-------------------------------

**LEFT/  
PASSENGER**

**RIGHT/  
DRIVER**



TR5500



TR5499



TR5649



TR5815



TR5980



TR5499



TR5649



TR5815



TR5980



TR5500



SR5741



TR5771



BJ1026



CS207L



CS207R



BJ1026



TR5771

REMARKS:

**OPEL**  
CORSA LDV UTILITY, COMBO



CONTINUED

PART NO	DESCRIPTION	DIMENSIONS	COMMENTS
TR5500	Outer Tie Rod End	M12 x 1.5mm, 10.7/13.2mm Pin, Length 78mm	
TR5499	Rack End	M14 x 1.5mm, M12 x 1.5mm, Length 305/325mm	Manual Steering
TR5649	Rack End	M14 x 1.5mm, M12 x 1.5mm, Length 309/327mm	Power Steering
TR5815	Rack End	M14 x 1.5mm, M12 x 1.5mm, Length 285/300mm	Power Steering (Alt.1)
TR5980	Rack End	M14 x 1.5mm, M12 x 1.5mm, Length 285/300mm	Power Steering (Alt.2)
TR5771	Front Stab. Link	Length 243mm	
SR5741	Steering Rack		Manual Steering
BJ1026	Lower Ball Joint	16mm Pin	
CS207L/R	Lower Control Arm		

# OPEL KADETT, MONZA



Model	Year
1.3GL, Cub, LS, Rebel, GLS, 140 CL, Cub, 1.6 GLS, 160 Cub, GSi, i, Aspen, GL, GLS, GSE, L, Rebel 1.8 GTE, GLX, GSi, L, 200 Boss, CD, GSi, Super Boss, GSi, SGi	80-93
160 GSi, i Aspen, CLS, GLS, 1.8 CLX, Convertible, GLE, GLi, GLX, 2.0 Cabrio, CLE, CD, CLi, GLi, GLE	86-93

LEFT/ PASSENGER	RIGHT/ DRIVER
 TR5164	 TR5164
 TR5169	 TR5169
 BJ841	 BJ841
 CS1504L	 CS1504R

REMARKS:

PART NO	DESCRIPTION	DIMENSIONS	COMMENTS
TR5164	Outer Tie Rod End	M16 x 1.5mm, 13.4/15.2mm Pin	LHT & RHT 80-85
TR5169	Outer Tie Rod End	M16 x 1.5mm, 13.0/15.5mm Pin	RHT 85-93
BJ841	Lower Ball Joint	13.4/16.4mm Pin	
CS1504L/R	Lower Control Arm		



**Model**  
140, S, 160i, 180i, iE,  
200i S, tS

**Year**  
93-99

LEFT/  
PASSENGER

RIGHT/  
DRIVER



REMARKS:

PART NO	DESCRIPTION	DIMENSIONS	COMMENTS
TR5427	Outer Tie Rod End	M16 x 2.0mm, 13.0/15.5mm Pin	
TR5643	Front Stab. Link	Length 85mm	
CL2	Control Link	M16 x 2.0mm, Length 105mm	
BJ842	Lower Ball Joint	13.5/17.0mm Pin	
CS1501L/R	Lower Control Arm		

**Model** 1.4i, Essentia MPV, 1.6i  
Enjoy, Club, Comfort,  
1.7 CDTi Enjoy,  
Elegance, 1.8 Elegance,  
Easy Tronic MPV

**Year** 03-08

LEFT/  
PASSENGER

RIGHT/  
DRIVER



TR5500



TR5499



TR5499



TR5500



TR5818



TR5819



TR5819



TR5818



TR5771



BJ1127L



CS239L



CS239R



BJ1127R



TR5771

REMARKS:

PART NO	DESCRIPTION	DIMENSIONS	COMMENTS
TR5500	Outer Tie Rod End	M12 x 1.5mm, 10.7/13.2mm Pin, Length 78mm	Manual Steering
TR5499	Rack End	M14 x 1.5mm, M12 x 1.5mm, Length 305/325mm	Manual Steering
TR5818	Outer Tie Rod End	M14 x 1.5mm, 10.6/13.1mm Pin	Power Steering
TR5819	Rack End	M14 x 1.5mm, M14 x 1.5mm, Length 316/332mm	Power Steering
TR5771	Front Stab. Link	Length 243mm	
BJ1127L/R	Lower Ball Joint	16mm Pin	
CS239L/R	Lower Control Arm		

Model 1.4T Year 12-

LEFT/  
PASSENGER

RIGHT/  
DRIVER



TR5865

TR6295



TR6295

TR5865



TR5646



BJ1089



CS252L



CS252R



BJ1089



TR5646

REMARKS:

PART NO	DESCRIPTION	DIMENSIONS	COMMENTS
TR5865	Outer Tie Rod End	M14 x 1.5mm, 13.4/17.2mm Pin	
TR6295	Rack End	M18 x 1.5mm, M14 x 1.5mm, Length 276/295mm	
TR5646	Front Stab. Link	Length 305mm	
BJ1089	Lower Ball Joint	18mm Pin	
CS252L/R	Lower Control Arm		

Model  
1.4T

Year  
15-

LEFT/  
PASSENGER

RIGHT/  
DRIVER



REMARKS:

PART NO	DESCRIPTION	DIMENSIONS	COMMENTS
TR6438	Outer Tie Rod End	M14 x 1.5mm, 12.9mm Pin, Length 73mm	
TR6439	Rack End	M16 x 1.5mm, M14 x 1.5mm, Length 350mm	
TR6177L/R	Front Stab. Link	Length 285mm	
BJ1306	Lower Ball Joint	18.2mm Pin	
CS451L/R	Lower Control Arm		

# OPEL REKORD, SENATOR



<b>Model</b>	<b>Year</b>
2.0 Berlina, GL, GLS, L, S/W, 2.0i GL, GLE, Irmscher, 2.2E 3.0E	82-91    82-86

LEFT/  
PASSENGER

RIGHT/  
DRIVER



TR5131



TR5130



TR5130



TR5131



DL5132



BJ822



TR5132



TR5132



BJ822



IAB6043

REMARKS:

PART NO	DESCRIPTION	DIMENSIONS	COMMENTS
TR5131	Outer Tie Rod End	M14 x 1.5mm, 13.5/15.0mm Pin	
TR5130	Inner Tie Rod End	M14 x 1.5mm, 13.5/15.0mm Pin	
TR5132	Front Stab. Link	Length 195mm	
DL5132	Centre Rod	Pin 13.3/15.3mm, Length 624mm	
BJ822	Lower Ball Joint	16.1/18.1mm Pin	
IAB6043	Idler Arm Bush		

**Model**  
2.0 GL, 2.0i CLE, CLS,  
GL, GLE, Irmscher, 380i  
CD, GSi

**Year**  
90-95

LEFT/  
PASSENGER

RIGHT/  
DRIVER



TR5536



TR5537



TR5537



TR5536



BJ822



BJ822

REMARKS:

PART NO	DESCRIPTION	DIMENSIONS	COMMENTS
TR5536	Outer Tie Rod End	M14 x 2.0mm, 14.3/16.0mm Pin	
TR5537	Rack End	M14 x 1.5mm, M14 x 2.0mm, Length 290/304mm	
BJ822	Lower Ball Joint	16.1/18.1mm Pin	

<b>Model</b> 1.9 CDTi 2.0	<b>Year</b> 06- 06-
---------------------------------	---------------------------

LEFT/  
PASSENGER

RIGHT/  
DRIVER



REMARKS:

PART NO	DESCRIPTION	DIMENSIONS	COMMENTS
TR5871	Outer Tie Rod End	M14 x 1.5mm, 12.0/15.0mm Pin	
TR5872	Rack End	M12 x 1.0mm, M14 x 1.5mm, Length 264/280mm	
TR5744	Front Stab. Link	Length 279mm	
BJ1166	Lower Ball Joint	17.5/21.0mm Pin	
CS268L/R	Lower Control Arm		

# PEUGEOT 107



**Model**  
1.0i XR, XR+, X-Line,  
1.4 HDi

**Year**  
07-

LEFT/  
PASSENGER

RIGHT/  
DRIVER



TR5892



TR5974



TR5974



TR5892



BJ1134



CS270L



CS270R



BJ1134

REMARKS:

PART NO	DESCRIPTION	DIMENSIONS	COMMENTS
TR5892	Outer Tie Rod End	M12 x 1.25mm, 12.5/15.0mm Pin	
TR5974	Rack End	M14 x 1.5mm, M12 x 1.25mm, Length 223/240mm	
BJ1134	Lower Ball Joint	13.5/16.7mm Pin, Base Ø 36.8mm	
CS270L/R	Lower Control Arm		



# PEUGEOT 1007



**Model**  
1.6 3 Door Hatchback  
"Open Sesame" Sliding  
Door System

**Year**  
05-08

**LEFT/  
PASSENGER**

**RIGHT/  
DRIVER**



REMARKS:

PART NO	DESCRIPTION	DIMENSIONS	COMMENTS
TR5733	Outer Tie Rod End	M14 x 1.5mm, 12.2/15.0mm Pin	
TR5734	Rack End	M12 x 1.0mm, M14 x 1.5mm, Length 239/255mm	
TR5652	Front Stab. Link	Length 335mm	
BJ1116	Lower Ball Joint	18mm Pin	
CS259L/R	Lower Control Arm		

# PEUGEOT 206



**Model**  
1.0 X-Line, 1.4 X,  
XS-Line, Popart,  
Popart+, HDi, 1.6 XT,  
CC, XT Premium, XS  
Line 2.0 GTi, CC, 180,  
XT HDi, S/W XS

**Year**  
00-08

**LEFT/  
PASSENGER**

**RIGHT/  
DRIVER**



TR5650



TR5651



TR5651



TR5650



TR5652



CS181L



CS181R



TR5652

REMARKS:

PART NO	DESCRIPTION	DIMENSIONS	COMMENTS
TR5650	Outer Tie Rod End	M14 x 1.5mm, 12.1/15.8mm Pin	
TR5651	Rack End	M14 x 1.5mm, M14 x 1.5mm, Length 297/315mm	
TR5652	Front Stab. Link	Length 335mm	
CS181L/R	Lower Control Arm		

# PEUGEOT 207



**Model**  
1.4 XL, XR 8V, XR HDi,  
X-Line, 1.6 HDi XS,  
16V, GTi, GT, CC  
Sport1/2

**Year**  
06-

**LEFT/  
PASSENGER**

**RIGHT/  
DRIVER**



TR5898



TR5899



TR5899



TR5898



TR5900L



BJ1116



CS267L



CS267R



BJ1116



TR5900R

REMARKS:

PART NO	DESCRIPTION	DIMENSIONS	COMMENTS
TR5898	Outer Tie Rod End	M16 x 1.5mm, 12.2mm/15.2mm Pin	
TR5899	Rack End	M12 x 1.0mm, M16 x 1.5mm, Length 212/235mm	
TR5900L/R	Front Stab. Link	Length 330mm	
BJ1116	Lower Ball Joint	18.0mm Pin	
CS267L/R	Lower Control Arm		

Model	Year
1.2 VTi, 1.6 VTi	12-
1.0 VTi	13-
1.6, 1.6 HDi	13-

LEFT/  
PASSENGER

RIGHT/  
DRIVER



REMARKS:

PART NO	DESCRIPTION	DIMENSIONS	COMMENTS
TR6306	Outer Tie Rod End	M14 x 1.5mm, 12.1mm Pin, Length 230mm	
TR6305	Rack End	M14 x 1.5mm, M12 x 1.0mm, Length 225mm	
TR5900L/R	Front Stab. Link	Length 330mm	
BJ1312	Lower Ball Joint	18mm Pin	
CS391L/R	Lower Control Arm		

# PEUGEOT 306



**Model**  
1.6 XT S/W, 2.0 Cabrio,  
XSi

**Year**  
95-03

**LEFT/  
PASSENGER**



**RIGHT/  
DRIVER**



REMARKS:

PART NO	DESCRIPTION	DIMENSIONS	COMMENTS
TR5653	Outer Tie Rod End	M14 x 1.5mm, 12.1/15.9mm Pin	
TR5654	Rack End	M12 x 1.0mm, M14 x 1.5mm, Length 375mm/395mm	
TR5655	Front Stab. Link	Length 300mm	
BJ1092	Lower Ball Joint	16mm Pin	
CS265L/R	Lower Control Arm		16mm Pin
BJ1243	Lower Ball Joint	18mm Pin	
CS825L/R	Lower Control arm		18mm Pin

# PEUGEOT 307



**Model**  
1.6 HDi, XR, XT,  
Tiptronic, Estate, XS  
HDi, X-Line, Tiptronic,  
X-Line HDi, 2.0 S/W,  
XS, Tiptronic, HDi, CC  
100/130/180

**Year**  
01-08

LEFT/  
PASSENGER

RIGHT/  
DRIVER



REMARKS:

PART NO	DESCRIPTION	DIMENSIONS	COMMENTS
TR5650	Outer Tie Rod End	M14 x 1.5mm, 12.1/15.8mm Pin	
TR5772	Rack End	M14 x 1.5mm, M14 x 1.5mm, Length 322/335mm	
TR6130	Front Stab. Link	Length 335mm	
BJ1118	Lower Ball Joint	M38 x 1.5mm, 15.6/18.0mm Pin	
CS393L/R	Lower Control Arm		

# PEUGEOT 308/3008



Model	Year
1.6, 1.6 HDi, 1.6 VTi, 2.0 HDi	08-
1.6, 2.0 HDi	10-

LEFT/  
PASSENGER



RIGHT/  
DRIVER



REMARKS:

PART NO	DESCRIPTION	DIMENSIONS	COMMENTS
TR5999	Outer Tie Rod End	M14 x 1.5mm, 12.0/15.0mm Pin	
TR6000	Rack End	M14 x 1.5mm, M14 x 1.5mm, Length 278/294mm	
TR6307	Outer Tie Rod End	M14 x 1.5mm, 14.5mm Pin	308 GTi Only
TR6308	Rack End	M14 x 1.5mm, M14 x 1.5mm, Length 365mm	308 GTi Only
TR6130	Front Stab. Link	Length 335mm	
BJ1118	Lower Ball Joint	M38 x 1.5mm, 15.6/18.0mm Pin	
CS324L/R	Lower Control Arm		

# PEUGEOT 405



**Model**                      **Year**  
1.6 GR, 1.8 GR, 2.0 SRI    95-97

LEFT/  
PASSENGER

RIGHT/  
DRIVER



TR5656



TR5657



TR5657



TR5656



BJ1094



BJ1094

REMARKS:

PART NO	DESCRIPTION	DIMENSIONS	COMMENTS
TR5656	Outer Tie Rod End	M14 x 1.5mm, 11.9mm Pin, Length 232mm	
TR5657	Rack End	M12 x 1.0mm, M14 x 1.5mm, Length 183mm/202mm	
BJ1094	Lower Ball Joint	15.9/17.4mm, Base Ø 41.5mm	



# PEUGEOT 406



**Model**  
2.0 ST, Estate, SLI,  
STi, Si, Coupe, HDi,  
Comfort, HDi  
Comfort, Executive, 2.2  
ST, Sport, 3.0 SV, ST  
Executive

**Year**  
96-07

**LEFT/  
PASSENGER**



**RIGHT/  
DRIVER**



REMARKS:

PART NO	DESCRIPTION	DIMENSIONS	COMMENTS
TR5658	Outer Tie Rod End	M16 x 1.5mm, 12.1/15.7mm Pin	
TR5659	Rack End	M12 x 1.0mm, M16 x 1.5mm, Length 315/329mm	
TR5660	Front Stab. Link	Length 323mm	96-97
TR5759	Front Stab. Link	Length 245mm	97-07
TR5661	Rear Stab. Link	Length 165mm	
BJ1094	Lower Ball Joint	15.9/17.4mm, Base Ø 41.5mm	

# PEUGEOT 407



**Model**                      **Year**  
2.0, 2.2, 16V, 2.7 HDi,    04-10  
3.0 V6

LEFT/  
PASSENGER

RIGHT/  
DRIVER



TR6189L



TR6190



TR6190



TR6189R



TR6181L



TR6181R

REMARKS:

PART NO	DESCRIPTION	DIMENSIONS	COMMENTS
TR6189L/R	Outer Tie Rod End	M14 x 1.5mm, 14.7/17.0mm Pin, Length 241mm	
TR6190	Rack End	M16 x 1.5mm, M14 x 1.5mm, Length 106mm	
TR6181L/R	Front Stab. Link	Length 200mm	

# PEUGEOT 607



**Model**  
3.0

**Year**  
01-05

**LEFT/  
PASSENGER**

**RIGHT/  
DRIVER**



TR5800



TR5801



TR5802



BJ1094



TR5801



TR5802



BJ1094



TR5800

REMARKS:

PART NO	DESCRIPTION	DIMENSIONS	COMMENTS
TR5800	Outer Tie Rod End	M16 x 1.5mm, 11.8mm Pin, Length 113mm	
TR5801	Rack End	M16 x 1.5mm, M16 x 1.5mm, Length 296/312mm	
TR5802	Front Stab. Link	Length 300mm	
BJ1094	Lower Ball Joint	15.9/17.4mm, Base Ø 41.5mm	

# PEUGEOT BOXER



**Model**                      **Year**  
2.5 TD 1.8 Ton Delivery 02-06  
Van

LEFT/  
PASSENGER


RIGHT/  
DRIVER



TR5754



TR5755



TR5755



TR5754



BJ992



BJ992

REMARKS:

PART NO	DESCRIPTION	DIMENSIONS	COMMENTS
TR5754	Outer Tie Rod End	M16 x 1.5mm, 16.5/20.5mm Pin	
TR5755	Rack End	M16 x 1.5mm, M16 x 1.5mm, Length 315/333mm	
BJ992	Lower Ball Joint	19.5/22.5mm Pin	

# PEUGEOT BOXER



**Model**  
1.9 HDi, 2.2 HDi, 2.5  
TDi Bus, Delivery Van

**Year**  
06-

**LEFT/  
PASSENGER**

**RIGHT/  
DRIVER**



REMARKS:

PART NO	DESCRIPTION	DIMENSIONS	COMMENTS
TR6001	Outer Tie Rod End	M16 x 1.5mm, 16.7/21.3mm Pin	
TR6002	Rack End	M16 x 1.5mm, M16 x 1.5mm, Length 260mm	
TR6003	Rear Stab. Link	Length 100mm	
BJ1216	Lower Ball Joint	16.0/20.5mm Pin	
CS325L/R	Lower Control Arm		

PEUGEOT  
PARTNER



Model  
1.9D

Year  
04-08

LEFT/  
PASSENGER

RIGHT/  
DRIVER



TR5653



TR5727



TR5727



TR5653



BJ1314



CS203L



CS203R



BJ1314



TR5707



BJ1108



CS395L



CS395R



BJ1108



TR5707



CS396L



CS396R

REMARKS:

PEUGEOT  
PARTNER



CONTINUED

PART NO	DESCRIPTION	DIMENSIONS	COMMENTS
TR5653	Outer Tie Rod End	M14 x 1.5mm, 12.1/15.9mm Pin	
TR5727	Rack End	M12 x 1.0mm, M14 x 1.5mm, Length 340mm/358mm	
TR5707	Front Stab. Link	Length 300mm	
BJ1314	Lower Ball Joint	16mm Pin	
CS203L/R	Lower Control Arm		16mm
BJ1108	Lower Ball Joint	15.5/18.0mm Pin	
CS395L/R	Lower Control Arm		18mm
CS396L/R	Lower Control Arm	18mm Pin	BJ Part of Arm

# PEUGEOT PARTNER TEPEE



Model 1.9D  
Year 09-

LEFT/  
PASSENGER

RIGHT/  
DRIVER



TR5999



TR6303



TR6303



TR5999



TR6304



TR6304



TR6130



BJ1118



CS393L



CS393R



BJ1118



TR6130

REMARKS:

PART NO	DESCRIPTION	DIMENSIONS	COMMENTS
TR5999	Outer Tie Rod End	M14 x 1.5mm, 12.0/15.0mm Pin	
TR6303	Rack End	M14 x 1.5mm, M12 x 1.0mm, Length 336mm	
TR6304	Rack End	M14 x 1.5mm, M14 x 1.5mm, Length 262mm	Alt.
TR6130	Front Stab. Link	Length 335mm	
BJ1118	Lower Ball Joint	M38 x 1.5mm, 15.6/18.0mm Pin	
CS393L/R	Lower Control Arm		



# RENAULT CLIO II



**Model**                      **Year**  
1.4 RT, Alaise 1.6 Sport    99-04

**LEFT/  
PASSENGER**

**RIGHT/  
DRIVER**



REMARKS:

PART NO	DESCRIPTION	DIMENSIONS	COMMENTS
TR5662	Outer Tie Rod End	M14 x 1.5mm, 12.0/15.0mm Pin	99-01
TR5663	Rack End	M12 x 1.0mm, M14 x 1.5mm, Length 238/255mm	TRW/SMI
TR5726	Outer Tie Rod End	M14 x 1.5mm, 11.8/14.4mm Pin	02-04
TR5614	Rack End	M12 x 1.0mm, M14 x 1.5mm, Length 303/319mm	Alt.
TR5738	Rack End	M14 x 1.5mm, M14 x 1.5mm, Length 291/309mm	TRW 02-04
BJ925	Lower Ball Joint	16mm Pin	Ø 10.5mm Holes
BJ1076	Lower Ball Joint	16mm Pin	Ø 12.5mm Holes
CS189L/R	Lower Control Arm		

# RENAULT CLIO III



**Model**  
1.2 Authentique,  
Expression, Generation,  
Va Va Voom, 1.4 Alize  
Expression, Privilege,  
Va Va Voom, Extreme,  
1.5 DCi Expression,  
1.6 Expression, Sport,  
Privilege, Extreme, R27  
Ltd. Edition, 3.0 V6  
Sport

**Year**  
04-09

**LEFT/  
PASSENGER**



**RIGHT/  
DRIVER**



REMARKS:

PART NO	DESCRIPTION	DIMENSIONS	COMMENTS
TR5726	Outer Tie Rod End	M14 x 1.5mm, 11.8/14.4mm Pin	02-04
TR5883	Rack End	M14 x 1.5mm, M14 x 1.5mm, Length 306/322mm	
TR5614	Rack End	M12 x 1.0mm, M14 x 1.5mm, Length 303/319mm	Alt.
TR5770	Front Stab. Link	Length 248mm	
TR6452	Front Stab. Link	Length 155mm	Sport
BJ1145	Lower Ball Joint	18mm Pin, Base Ø 38.3mm	
CS837L/R	Lower Control Arm		
PSP011	Power Steering Pump		

# RENAULT CLIO IV



**Model**  
0.9T  
1.2

**Year**  
13-

**LEFT/  
PASSENGER**

**RIGHT/  
DRIVER**



REMARKS:

PART NO	DESCRIPTION	DIMENSIONS	COMMENTS
TR6314	Outer Tie Rod End	M14 x 1.5mm, 11.9mm Pin	
TR6315	Rack End	M16 x 1.5mm, M14 x 1.5mm, Length 232mm	
TR5770	Front Stab. Link	Length 248mm	
BJ1145	Lower Ball Joint	18mm Pin, Base Ø 38.3mm	
CS400L/R	Lower Control Arm		

# RENAULT DUSTER 4X2, 4X4



**Model**  
1.5 dCi, 1.6, 1.6 V

**Year**  
13-

LEFT/  
PASSENGER

RIGHT/  
DRIVER



TR6250



TR6249



TR6249



TR6250



TR6313



BJ1316



CS399L



CS399R



BJ1316



TR6313

REMARKS:

PART NO	DESCRIPTION	DIMENSIONS	COMMENTS
TR6250	Outer Tie Rod End	M14 x 1.5mm, 11.8mm Pin	
TR6249	Rack End	M16 x 1.5mm, M14 x 1.5mm, Length 204mm	
TR6313	Front Stab. Link	Length 295mm	
BJ1316	Lower Ball Joint	17.2mm Pin	
CS399L/R	Lower Control Arm		

# RENAULT

## ESPACE, GRAND ESPACE



<b>Model</b>	<b>Year</b>
2.0 Expression, RXE	04-09
Grand Espace 2.0	00-04
Expression, RXE, 3.0	
Previl, RXT	

**LEFT/  
PASSENGER**

**RIGHT/  
DRIVER**



TR5664



TR5645



TR5645



TR5664



BJ1096



TR5647



TR5647



BJ1096

REMARKS:

PART NO	DESCRIPTION	DIMENSIONS	COMMENTS
TR5664	Outer Tie Rod End	M14 x 1.5mm, 12.0/14.6mm Pin	
TR5645	Rack End	M16 x 1.5mm, M14 x 1.5mm, Length 240/263mm	
TR5647	Front Stab. Link	Length 366mm	
BJ1096	Lower Ball Joint	15.7/18.5mm Pin, Base Ø 38.4mm	

# RENAULT FLUENCE



Model	Year
1.6, 2.0	11-
1.6, 2.0	13-

LEFT/  
PASSENGER

RIGHT/  
DRIVER



REMARKS:

PART NO	DESCRIPTION	DIMENSIONS	COMMENTS
TR6318	Outer Tie Rod End	M14 x 1.5mm, 11.8mm Pin, Length 210mm	
TR6319	Rack End	M14 x 1.5mm, M14 x 1.5mm, Length 230mm	
TR6316	Front Stab. Link	Length 264mm	
TR6317	Front Stab. Link	Length 274mm	
BJ1318	Lower Ball Joint	17.2mm Pin	
CS401L/R	Lower Control Arm		

# RENAULT

## GRAND SCENIC II / SCENIC II



**Model**  
 1.4 Authentique,  
 1.6 Expression, Joie de  
 Vivre,  
 1.9dCi Expression,  
 Dynamique, Navigator,  
 2.0 Navigator, Privilège,  
 Navigator MPV

**Year**  
 04-10

**LEFT/  
 PASSENGER**

**RIGHT/  
 DRIVER**



TR5901



TR5902



TR5902



TR5901



TR5903



BJ1117



CS254L



CS254R



BJ1117



TR5903



TR6208



BJ1145



CS272L



CS272R



BJ1145



TR6208

REMARKS:

PART NO	DESCRIPTION	DIMENSIONS	COMMENTS
TR5901	Outer Tie Rod End	M14 x 1.5mm, 12.0/14.6mm Pin	
TR5902	Rack End	M14 x 1.5mm, M14 x 1.5mm, Length 216/229mm	
TR5903	Front Stab. Link	Length 265mm	
TR6208	Front Stab. Link	Length 284mm	Alt.
BJ1117	Lower Ball Joint	16mm Pin, Base Ø 38.4mm	
CS254L/R	Lower Control Arm		16mm
BJ1145	Lower Ball Joint	18mm Pin, Base Ø 38.3mm	
CS272L/R	Lower Control Arm		18mm

# RENAULT GRAND SCENIC III / SCENIC III



**Model**  
1.6  
1.9 DCi

**Year**  
11-

**LEFT/  
PASSENGER**

**RIGHT/  
DRIVER**



TR5901



TR5902



TR5902



TR5901



TR6318



TR6319



TR6319



TR6318



BJ1145



CS272L



CS272R



BJ1145



BJ1318



CS401L



CS401R



BJ1318



TR6317



TR6316



TR6208



TR6208



TR6316



TR6317

REMARKS:



**RENAULT**  
GRAND SCENIC III / SCENIC III



CONTINUED

PART NO	DESCRIPTION	DIMENSIONS	COMMENTS
TR5901	Outer Tie Rod End	M14 x 1.5mm, 12.0/14.6mm Pin	Some Models
TR5902	Rack End	M14 x 1.5mm, M14 x 1.5mm, Length 216/229mm	Some Models
TR6318	Outer Tie Rod End	M14 x 1.5mm, 11.8mm Pin, Length 210mm	
TR6319	Rack End	M14 x 1.5mm, M14 x 1.5mm, Length 230mm	
TR6208	Front Stab. Link	Length 284mm	
TR6316	Front Stab. Link	Length 264mm	
TR6317	Front Stab. Link	Length 274mm	
BJ1145	Lower Ball Joint	18mm Pin, Base Ø 38.3mm	
CS272L/R	Lower Control Arm		
BJ1318	Lower Ball Joint	17.2mm Pin	
CS401L/R	Lower Control Arm		

# RENAULT KADJAR



Model  
1.2, 1.6

Year  
16-

LEFT/  
PASSENGER

RIGHT/  
DRIVER



TR6434



TR6440



TR6440



TR6434



TR6199



BJ1215



CS449L



CS449R



BJ1215



TR6199

REMARKS:

PART NO	DESCRIPTION	DIMENSIONS	COMMENTS
TR6434	Outer Tie Rod End	M14 x 1.5mm, 11.8mm Pin, Length 193mm	
TR6440	Rack End	M16 x 1.5mm, M14 x 1.5mm, Length 215mm	
TR6199	Front Stab. Link	Length 284mm	
BJ1215	Lower Ball Joint	20.0mm Pin, Base Ø 41.1mm	
CS449L/R	Lower Control Arm		

# RENAULT KANGOO



**Model**                      **Year**  
 1.4 Multix, Authentique    01-07  
 MPV  
 1.4 Express Van, 1.5dCi   01-  
 Express Van

**LEFT/  
PASSENGER**

**RIGHT/  
DRIVER**



REMARKS:

PART NO	DESCRIPTION	DIMENSIONS	COMMENTS
TR5572	Outer Tie Rod End	M14 x 1.5mm, 12.0/14.5mm Pin	
TR5669	Rack End	M12 x 1.0mm, M14 x 1.5mm, Length 268/285mm	
TR5726	Outer Tie Rod End	M14 x 1.5mm, 11.8/14.4mm Pin	
TR5614	Rack End	M12 x 1.0mm, M14 x 1.5mm, Length 303/319mm	
BJ925	Lower Ball Joint	16mm Pin	Ø 10.5mm Holes
BJ1076	Lower Ball Joint	16mm Pin	Ø 12.5mm Holes
CS189L/R	Lower Control Arm		

# RENAULT KANGOO II



Model 1.6  
Year 11-

LEFT/  
PASSENGER

RIGHT/  
DRIVER



REMARKS:

PART NO	DESCRIPTION	DIMENSIONS	COMMENTS
TR6322	Outer Tie Rod End	M14 x 1.5mm, 11.8mm Pin	
TR6319	Rack End	M14 x 1.5mm, M14 x 1.5mm, Length 230mm	
TR6208	Front Stab. Link	Length 284mm	
BJ1323L/R	Lower Ball Joint	20mm Pin	
CS403L/R	Lower Control Arm		

# RENAULT

## KOLEOS 4X2, 4X4



**Model**  
2.0 dCi Dynamique,  
Prem., 2.5 Dynamique,  
Premium CVT,  
4x2 2.5 Dynamique  
SUV

**Year**  
09-

**LEFT/  
PASSENGER**



TR5995



TR5996

**RIGHT/  
DRIVER**



TR5996



TR5995



SR5876



TR5997L



BJ1215



CS323L



AR1144L



CS323R



BJ1215



TR5997R



AR1144R

REMARKS:

PART NO	DESCRIPTION	DIMENSIONS	COMMENTS
TR5995	Outer Tie Rod End	M14 x 1.5mm, 11.7/14.6mm Pin	
TR5996	Rack End	M22 x 1.5mm, M14 x 1.5mm, Length 233/247mm	
TR5997L/R	Front Stab. Link	Length 300mm	
AR1144L/R	Rear Stab. Link	Length 142mm	
BJ1215	Lower Ball Joint	20mm Pin, Base Ø 41.1mm	
CS323L/R	Lower Control Arm		
SR5876	Power Steering Rack		Electronic Power Steering

# RENAULT KOLEOS 4X2, 4X4



**Model**  
2.0dCi, 2.5 S Ce

**Year**  
16-

LEFT/  
PASSENGER

RIGHT/  
DRIVER



TR6394



TR6315



TR6315



TR6394



AR1144L



AR1144R



TR5997L



BJ1215



CS458L



CS458R



BJ1215



TR5997R

REMARKS:

PART NO	DESCRIPTION	DIMENSIONS	COMMENTS
TR6394	Outer Tie Rod End	M14 x 1.5mm, 11.8mm Pin, Length 207mm	
TR6315	Rack End	M16 x 1.5mm, M14 x 1.5mm, Length 232mm	
TR5997L/R	Front Stab. Link	Length 300mm	
AR1144L/R	Rear Stab. Link	Length 142mm	
BJ1215	Lower Ball Joint	20.0mm Pin, Base Ø 41.1mm	
CS458L/R	Lower Control Arm		

# RENAULT KWID



**Model**  
(B4D) 1.0

**Year**  
15-

**LEFT/  
PASSENGER**

**RIGHT/  
DRIVER**



TR6472



TR6473



BJ1311



CS464L



TR6473



TR6472



BJ1311



CS464R

REMARKS:

PART NO	DESCRIPTION	DIMENSIONS	COMMENTS
TR6472	Outer Tie Rod End	M12 x 1.25mm, 12.6/14.0mm Pin	
TR6473	Rack End	M14 x 1.5, M12 x 1.25mm, Length 321/340mm	
BJ1311	Lower Ball Joint	16.0mm Pin, Base Ø 34.9mm	
CS464L/R	Lower Control Arm		

# RENAULT LAGUNA



**Model**  
1.6 RTE, RT 1.8 RN,  
RN Estate, RT, Au-  
thentique, Expression,  
1.9dCI Expression, 2.0  
RT, RT Estate, RXE,  
Expression, 3.0  
Privilege RXT

**Year**  
96-02

LEFT/  
PASSENGER

RIGHT/  
DRIVER



TR5666



TR5667



TR5667



TR5666



BJ1097



TR5744



TR5647



TR5647



TR5744



BJ1097

REMARKS:

PART NO	DESCRIPTION	DIMENSIONS	COMMENTS
TR5666	Outer Tie Rod End	M14 x 1.5mm, 12.0mm Pin, Length 175mm	
TR5667	Rack End	M12 x 1.0mm, M14 x 1.5mm, Length 264/280mm	
TR5647	Front Stab. Link	Length 366mm	
TR5744	Front Stab. Link	Length 279mm	Alt.
BJ1097	Lower Ball Joint	14.3/17.6mm Pin, Base Ø 38.4mm	



# RENAULT LAGUNA II



**Model**  
1.8 Authentique,  
Expression, 1.9dCi,  
Dynamic, 2.0  
Expression, 2.0T  
Dynamic, 3.0 Privilege,  
Initial

**Year**  
02-07

**LEFT/  
PASSENGER**

**RIGHT/  
DRIVER**



REMARKS:

PART NO	DESCRIPTION	DIMENSIONS	COMMENTS
TR5871	Outer Tie Rod End	M14 x 1.5mm, 12.0/15.0mm Pin	
TR5905	Rack End	M12 x 1.0mm, M14 x 1.5mm, Length 219/235mm	
TR5744	Front Stab. Link	Length 279mm	
BJ1178	Lower Ball Joint	18.0/22.3mm Pin	
CS273L/R	Lower Control Arm		

# RENAULT LOGAN



**Model**  
1.6 Expression

**Year**  
09-

**LEFT/  
PASSENGER**



TR5985



TR5986



TR5715



TR6475



BJ1145



CS320L



BJ1145B



CS462L

**RIGHT/  
DRIVER**



TR5986



TR5715



TR6475



TR5985



CS320R



BJ1145



CS462R



BJ1145B

REMARKS:

PART NO	DESCRIPTION	DIMENSIONS	COMMENTS
TR5985	Outer Tie Rod End	M14 x 1.5mm, 12.0/14.6mm Pin	
TR5986	Rack End	M12 x 1.0mm, M14 x 1.5mm, Length 193/210mm	
TR5715	Rack End	M14 x 1.5mm, M14 x 1.5mm, Length 181/197mm	Alt.
TR6475	Rack End	M14 x 1.5mm, M14 x 1.5mm, Length 193/210mm	Alt.
BJ1145	Lower Ball Joint	18mm Pin, Base Ø 38.3mm	
CS320L/R	Lower Control Arm		
BJ1145B	Lower Ball Joint	18mm Pin, Base Ø 38.3mm	Alt.
CS462L/R	Lower Control Arm		Alt. with BJ1145B

# RENAULT MEGANE I



**Model**  
1.6 Classic RT, RXE,  
RXT, RN Hatch, RSi  
Coupe, RT Cabriolet,  
Coupe, Hatch, RXE  
Cabriolet, RXT, 2.0  
Cabriolet, Coupe,  
Coupe 8/16V, RSi  
Cabriolet, Coupe, RXE,  
Classic

**Year**  
96-02

**LEFT/  
PASSENGER**

**RIGHT/  
DRIVER**



REMARKS:

PART NO	DESCRIPTION	DIMENSIONS	COMMENTS
TR5726	Outer Tie Rod End	M14 x 1.5mm, 11.8/14.4mm Pin	Alt.
TR5528	Rack End	M14 x 1.5mm, M14 x 1.5mm, Length 256/270mm	TRW Rack
TR5572	Outer Tie Rod End	M14 x 1.5mm, 12.0/14.5mm Pin	
TR5669	Rack End	M12 x 1.0mm, M14 x 1.5mm, Length 265/285mm	SMI Rack
TR6219	Rack End	M14 x 1.5mm, M14 x 1.5mm, Length 285/303mm	Alt. SMI Rack
TR6441	Rack End	M12 x 1.0mm, M14 x 1.5mm, Length 292mm	Alt.
BJ925	Lower Ball Joint	16mm Pin, 10.5mm Holes	
CS187L/R	Lower Control Arm		

# RENAULT MEGANE I & II



**Model**  
1.4 Authentique,  
1.5dCi Authentique,  
1.6 Classic Expression,  
Privilege, Dynamique,  
Expression, Cabriolet,  
Coupe, Privilege,  
1.9dCi Authentique,  
2.0 Classic Dynamic

**Year**  
02-04

**LEFT/  
PASSENGER**

**RIGHT/  
DRIVER**



REMARKS:

# RENAULT MEGANE I & II



CONTINUED

PART NO	DESCRIPTION	DIMENSIONS	COMMENTS
TR5662	Outer Tie Rod End	M14 x 1.5mm, 12.0/15.0mm Pin	
TR5669	Rack End	M12 x 1.0mm, M14 x 1.5mm, Length 268/285mm	SMI Rack
TR5726	Outer Tie Rod End	M14 x 1.5mm, 11.8/14.4mm Pin	Alt.
TR5528	Rack End	M14 x 1.5mm, M14 x 1.5mm, Length 256/270mm	TRW Rack
TR5738	Rack End	M14 x 1.5mm, M14 x 1.5mm, Length 291/309mm	Alt.
BJ1076	Lower Ball Joint	13.0/16.0mm Pin	Ø 12.5mm Holes
BJ925	Lower Ball Joint	16mm Pin	Ø 10.5mm Holes
CS187L/R	Lower Control Arm		
PSP011	Power Steering Pump		

# RENAULT MEGANE II



Model All  
Year 04-

LEFT/  
PASSENGER



RIGHT/  
DRIVER



REMARKS:

PART NO	DESCRIPTION	DIMENSIONS	COMMENTS
TR5901	Outer Tie Rod End	M14 x 1.5mm, 12.0/14.6mm Pin	
TR5902	Rack End	M14 x 1.5mm, M14 x 1.5mm, Length 216/229mm	
TR5903	Front Stab. Link	Length 265mm	Increased Ride Height
TR6208	Front Stab. Link	Length 284mm	Alt.
BJ1117	Lower Ball Joint	16mm Pin, Base Ø 38.4mm	
CS254L/R	Lower Control Arm	16mm Pin	
BJ1145	Lower Ball Joint	18mm Pin, Base Ø 38.3mm	
CS272L/R	Lower Control Arm	18mm Pin	

**Model**  
1.2 GT-Line Turbo  
1.4 TCe  
1.6 Hatch  
1.6 Hatch / Coupe  
1.6 DCi Hatch  
2.0 RB7  
2.0 RS 250  
2.0 RS 265

**Year**  
09-

**LEFT/  
PASSENGER**

**RIGHT/  
DRIVER**



TR5901



TR5902



TR5902



TR5901



TR6318



TR6319



TR6319



TR6318



TR6316



BJ1117



CS254L



CS254R



BJ1117



TR6316



TR6208



BJ1145



CS272L



CS272R



BJ1145



TR6208



TR6317



BJ1318



CS401L



CS401R



BJ1318



TR6452



TR6452



TR6317

REMARKS:

# RENAULT MEGANE III



CONTINUED

PART NO	DESCRIPTION	DIMENSIONS	COMMENTS
TR5901	Outer Tie Rod End	M14 x 1.5mm, 12.0/14.6mm Pin	Some Models
TR5902	Rack End	M14 x 1.5mm, M14 x 1.5mm, Length 216/229mm	Some Models
TR6318	Outer Tie Rod End	M14 x 1.5mm, 11.8mm Pin, Length 210mm	
TR6319	Rack End	M14 x 1.5mm, M14 x 1.5mm, Length 230mm	
TR6208	Front Stab. Link	Length 284mm	
TR6316	Front Stab. Link	Length 264mm	
TR6317	Front Stab. Link	Length 274mm	
TR6452	Front Stab. Link	Length 155mm	
BJ1117	Lower Ball Joint	16mm Pin, Base Ø 38.4mm	
CS254L/R	Lower Control Arm		16mm
BJ1145	Lower Ball Joint	18mm Pin, Base Ø 38.3mm	
CS272L/R	Lower Control Arm		18mm
BJ1318	Lower Ball Joint	17.2mm Pin	
CS401L/R	Lower Control Arm		



# RENAULT MODUS



**Model**  
1.2 Authentique  
1.4 Expression,  
Dynamique  
1.6 Expression

**Year**  
05-08

**LEFT/  
PASSENGER**

**RIGHT/  
DRIVER**



REMARKS:

PART NO	DESCRIPTION	DIMENSIONS	COMMENTS
TR5726	Outer Tie Rod End	M14 x 1.5mm, 11.8/14.4mm Pin	
TR5883	Rack End	M14 x 1.5mm, M14 x 1.5mm, Length 303/322mm	
TR5770	Front Stab. Link	Length 248mm	
BJ1145	Lower Ball Joint	18mm Pin, Base Ø 38.3mm	
CS837L/R	Lower Control Arm		

# RENAULT R5



<b>Model</b>	<b>Year</b>
1.3, GTL, LS, LSS, TS, 1.4 TS	75-78
1.3 Panel Van (With Rack And Pinion)	80-85

LEFT/  
PASSENGER

RIGHT/  
DRIVER



TR5357



TR5357



BJ651



BJ651



BJ653



BJ652

REMARKS:

PART NO	DESCRIPTION	DIMENSIONS	COMMENTS
TR5357	Outer Tie Rod End	M14 x 1.5mm, 12.0/13.2mm Pin	Model With Rack
BJ651	Upper Ball Joint	11.3/12.9mm Pin	
BJ652	Lower Ball Joint RHS	12.5/14.5mm Pin	
BJ653	Lower Ball Joint LHS	12.5/14.5mm Pin	

# RENAULT

R9, R11



Model	Year
1.4 GTL, TL, TSE, 1.7 TXE	83-86
1.4 TS, 1.7 TX, TXE	85-86

LEFT/  
PASSENGER

RIGHT/  
DRIVER



TR5357



TR5357



BJ925



BJ925

REMARKS:

PART NO	DESCRIPTION	DIMENSIONS	COMMENTS
TR5357	Outer Tie Rod End	M14 x 1.5mm, 12.0/13.2mm Pin	
BJ925	Lower Ball Joint	16mm Pin	

# RENAULT SANDERO



**Model**  
1.4 Authentique, 1.6  
Cup, Dynamique,  
Expression, +, Pack,  
League, United

**Year**  
09-

**LEFT/  
PASSENGER**



**RIGHT/  
DRIVER**



REMARKS:

PART NO	DESCRIPTION	DIMENSIONS	COMMENTS
TR5985	Outer Tie Rod End	M14 x 1.5mm, 12.0/14.6mm Pin	
TR5986	Rack End	M12 x 1.0mm, M14 x 1.5mm, Length 193/210mm	
TR5715	Rack End	M14 x 1.5mm, M14 x 1.5mm, Length 181/197mm	Alt.
TR6475	Rack End	M14 x 1.5mm, M14 x 1.5mm, Length 193/210mm	Alt.
BJ1145	Lower Ball Joint	18mm Pin, Base Ø 38.3mm	
CS320L/R	Lower Control Arm		
BJ1145B	Lower Ball Joint	18mm Pin, Base Ø 38.3mm	Alt.
CS462L/R	Lower Control Arm		Alt. with BJ1145B

# RENAULT SCENIC I



**Model**  
1.4 Authentique, RTE,  
1.6 Expression, RT,  
RXE,  
1.9 dCi Expression,  
2.0 Dynamique,  
Privilege, RXE, RXi, RX4

**Year**  
98-04

**LEFT/  
PASSENGER**

**RIGHT/  
DRIVER**



REMARKS:

PART NO	DESCRIPTION	DIMENSIONS	COMMENTS
TR5726	Outer Tie Rod End	M14 x 1.5mm, 11.8/14.4mm Pin	Alt.
TR5528	Rack End	M14 x 1.5mm, M14 x 1.5mm, Length 256/270mm	TRW Rack
TR5572	Outer Tie Rod End	M14 x 1.5mm, 12.0/14.5mm Pin	
TR5669	Rack End	M12 x 1.0mm, M14 x 1.5mm, Length 265/285mm	SMI Rack
TR6219	Rack End	M14 x 1.5mm, M14 x 1.5mm, Length 285/303mm	Alt. SMI Rack
TR6441	Rack End	M12 x 1.0mm, M14 x 1.5mm, Length 292mm	Alt.
TR6446	Rack End	M12 x 1.0mm, M14 x 1.5mm, Length 328/340mm	Alt.
BJ1076	Lower Ball Joint	13.0/16.0mm Pin	Ø 12.5mm Holes
BJ925	Lower Ball Joint	16mm Pin	Ø 10.5mm Holes
CS187L/R	Lower Control Arm		

Model	Year
1.9 dCi 100P/Van	05-08
1.9 dCi Passenger MPV	06-08

LEFT/  
PASSENGER

RIGHT/  
DRIVER



TR5871



TR5872



TR5872



TR5871



TR5744



BJ1166



CS268L



CS268R



BJ1166



TR5744

REMARKS:

PART NO	DESCRIPTION	DIMENSIONS	COMMENTS
TR5871	Outer Tie Rod End	M14 x 1.5mm, 12.0/15.0mm Pin	
TR5872	Rack End	M12 x 1.0mm, M14 x 1.5mm, Length 264/280mm	
TR5744	Front Stab. Link	Length 279mm	
BJ1166	Lower Ball Joint	17.5/21.0mm Pin	
CS268L/R	Lower Control Arm		

# RENAULT TWINGO



**Model**                      **Year**  
 1.2 Dynamique, +, 1.6    06-08  
 RS

**LEFT/  
PASSENGER**

**RIGHT/  
DRIVER**



TR5726



TR6004



TR6004



TR5726



BJ1217



CS326L



CS326R



BJ1217

REMARKS:

PART NO	DESCRIPTION	DIMENSIONS	COMMENTS
TR5726	Outer Tie Rod End	M14 x 1.5mm, 11.8/14.4mm Pin	
TR6004	Rack End	M12 x 1.5mm, M14 x 1.5mm, Length 303mm	
BJ1217	Lower Ball Joint	18mm Pin	
CS326L/R	Lower Control Arm		

# SAAB

## 9-3, 900



<b>Model</b>	<b>Year</b>
2.0 S, SE, SE TS, SE TS Coupe	98-03
2.0 SE, 2.3 S	95-98

LEFT/  
PASSENGER



TR5427



TR5643



BJ842



BJ842



TR5643



TR5427

RIGHT/  
DRIVER

REMARKS:

PART NO	DESCRIPTION	DIMENSIONS	COMMENTS
TR5427	Outer Tie Rod End	M16 x 2.0mm, 13.0/15.5mm Pin	
TR5643	Front Stab. Link	Length 85mm	
BJ842	Lower Ball Joint	13.5/17.0mm Pin	900 Only

# SAAB

## 9-5

<b>Model</b>	<b>Year</b>
2.3 Arc, Arc S/W, Vector, Vector S/W, Aero, Aero S/W, 3.0 Arc Vector	97-03

LEFT/  
PASSENGER



TR5773



TR5771



BJ1089



BJ1089



TR5771



TR5773

RIGHT/  
DRIVER

REMARKS:

PART NO	DESCRIPTION	DIMENSIONS	COMMENTS
TR5773	Outer Tie Rod End	M14 x 1.5mm, 13.4mm Pin, Length 74mm	
TR5771	Front Stab. Link	Length 243mm	
BJ1089	Lower Ball Joint	18.0mm Pin	



# SAAB 9000



**Model**  
2.3 CD, CS, CDE, CSE

**Year**  
95-98

LEFT/  
PASSENGER

RIGHT/  
DRIVER



TR5745



TR5746



BJ990



TR5746



BJ990



TR5745

REMARKS:

PART NO	DESCRIPTION	DIMENSIONS	COMMENTS
TR5745	Outer Tie Rod End	M14 x 1.5mm, 13.0/15.0mm Pin	
TR5746	Rack End	M14 x 1.5mm, M14 x 1.5mm, Length 290/305mm	
BJ990	Lower Ball Joint	20.0mm Pin	

# SEAT ALTEA, LEON



**Model**  
2.0 FSi, TDi, MPV  
2.0 FSi, TDi,  
2.0T, TFSi

**Year**  
06-08

**LEFT/  
PASSENGER**

**RIGHT/  
DRIVER**



REMARKS:

PART NO	DESCRIPTION	DIMENSIONS	COMMENTS
TR5842	Outer Tie Rod End	M16 x 1.5mm, 13.2/16.0mm Pin	
TR5841	Rack End	M16 x 1.5mm, M16 x 1.5mm, Length 311mm	
TR5849	Front Stab. Link	Length 335mm	
BJ1139L/R	Lower Ball Joint	15.4/19.8mm Pin	
CS247L/R	Lower Control Arm		Cast Iron
CS274L/R	Lower Control Arm		Sheet Metal

# SEAT IBIZA, CUPRA



**Model**  
1.4 Sport, 1.6, 1.8T,  
1.9 TDi 96, 118 96,  
118, 2.0

**Year**  
06-08

**LEFT/  
PASSENGER**



**RIGHT/  
DRIVER**



SR5860



REMARKS:

PART NO	DESCRIPTION	DIMENSIONS	COMMENTS
TR5706	Outer Tie Rod End	M14 x 1.5mm, 13.2/17.1mm Pin	TRW & SMI
TR5712	Rack End	M14 x 1.5mm, M14 x 1.5mm, Length 295/309mm	TRW
TR5870	Rack End	M16 x 1.5mm, M14 x 1.5mm, Length 300/320mm	SMI
TR5605	Front Stab. Link	Length 271mm	
BJ1090/91	Lower Ball Joint	15.0/19.1mm Pin	
CS205L/R	Lower Control Arm		
SR5860	Steering Rack		Power Steering (2 Ring Sensor)

# SMART

## CABRIO, COUPE, ROADSTER



<b>Model</b>	<b>Year</b>
1.0 Passion	02-06
1.0 Pulse, Pure	
1.0 Coupe	

LEFT/  
PASSENGER

RIGHT/  
DRIVER



TR5741



TR5741



BJ1004



BJ1004

REMARKS:

PART NO	DESCRIPTION	DIMENSIONS	COMMENTS
TR5741	Front Stab. Link	Length 93mm	
BJ1004	Lower Ball Joint	13.0/15.1mm Pin	

# SSANGYONG KORANDO, MUSSO 4X4



<b>Model</b>	<b>Year</b>
K230EL, K290EL TDi, K320EL	97-04
K230EL, 602, EL, Exec., TDi, 320 EL Exec.	95-04

**LEFT/  
PASSENGER**

**RIGHT/  
DRIVER**



TR5458



TR5613



TR5613



TR5458



BJ930



TR5475



TR5475



BJ930



BJ991



TR5539



TR5539



BJ991

REMARKS:

PART NO	DESCRIPTION	DIMENSIONS	COMMENTS
TR5458	Outer Tie Rod End	M14 x 1.5mm, 16.0mm Pin, Length 81mm	
TR5613	Rack End	M16 x 1.5mm, M14 x 1.5mm, Length 286/303mm	
TR5475	Front Stab. Link	Length 185mm	
TR5539	Rear Stab. Link	Length 185mm	
BJ930	Upper Ball Joint	17.5/20.7mm Pin	
BJ991	Lower Ball Joint	17.6mm Pin	

**SUBARU**  
FORESTER, IMPREZA, LEGACY 4X4



**Model**  
2.5X, XS, XT, Prem,  
Sportshift  
2.0R, WRX, 2.5 WRX  
2.0i Premium, CVT  
2.5i Sport Premium  
CVT

**Year**  
96-06

LEFT/  
PASSENGER

RIGHT/  
DRIVER



TR5750



TR5751



TR5751



TR5750



BJ1075



BJ1075

REMARKS:

PART NO	DESCRIPTION	DIMENSIONS	COMMENTS
TR5750	Outer Tie Rod End	M12 x 1.25mm, 13.1/15.4mm Pin	
TR5751	Rack End	M14 x 1.5mm, M14 x 1.5mm, Length 292/312mm	
BJ1075	Lower Ball Joint	15.5/18.5mm Pin, Base Ø 33.0mm	

# SUZUKI ALTO



**Model**  
1.0 GA, GL, GLS, GLX

**Year**  
09-

**LEFT/  
PASSENGER**

**RIGHT/  
DRIVER**



REMARKS:

PART NO	DESCRIPTION	DIMENSIONS	COMMENTS
TR6240	Outer Tie Rod End	M12 x 1.25mm, 13.0/15.0mm Pin	
TR6241	Rack End	M14 x 1.5mm, M12 x 1.25mm, Length 272/291mm	
TR6242	Front Stab. Link	Length 282mm	
BJ1300	Lower Ball Joint	13.3/16.5mm Pin, Base Ø 40.3mm	
CS441L/R	Lower Control Arm		

Model  
1.4 GA, GL

Year  
12-

LEFT/  
PASSENGER

RIGHT/  
DRIVER



REMARKS:

PART NO	DESCRIPTION	DIMENSIONS	COMMENTS
TR6392	Outer Tie Rod End	M14 x 1.5mm, 13.0mm Pin, Length 192mm	
TR6453	Rack End	M14 x 1.5mm, M14 x 1.5mm, Length 187mm	
TR6159	Front Stab. Link	Length 270mm	
BJ1300	Lower Ball Joint	13.3/16.5mm Pin, Base Ø 40.3mm	
CS440L/R	Lower Control Arm		



SUZUKI  
GRAND VITARA 4X4



**Model**  
1.6 3 Door S/W  
2.0 5 Door S/W  
2.5 5 Door S/W

**Year**  
99-04

LEFT/  
PASSENGER

RIGHT/  
DRIVER



TR5721



TR5722



TR5722



TR5721



TR5723



TR5723

REMARKS:

PART NO	DESCRIPTION	DIMENSIONS	COMMENTS
TR5721	Outer Tie Rod End	M14 x 1.5mm, 12.5mm Pin	
TR5722	Rack End	M14 x 1.5mm, M14 x 1.5mm, Length 225mm/240mm	
TR5723	Front Stab. Link	Length 89mm	

SUZUKI  
GRAND VITARA 4X4



Model  
2.4, 3.2 V6

Year  
08-

LEFT/  
PASSENGER

RIGHT/  
DRIVER



TR6008



TR6400



TR6400



TR6008



TR6401



CS444L



CS444R



TR6401

REMARKS:

PART NO	DESCRIPTION	DIMENSIONS	COMMENTS
TR6008	Outer Tie Rod End	M14 x 1.5mm, 13.0/15.0mm Pin	
TR6400	Rack End	M18 x 1.5mm, M14 x 1.5mm, Length 343mm	
TR6401	Front Stab. Link	Length 300mm	
CS444L/R	Lower Control Arm		

SUZUKI  
JIMNY 4X4



**Model**  
1.3i 3 Door S/W

**Year**  
08-

LEFT/  
PASSENGER

RIGHT/  
DRIVER



TR6011



TR6011



TR6010



TR6010

REMARKS:

PART NO	DESCRIPTION	DIMENSIONS	COMMENTS
TR6011	Outer Tie Rod End	M16 x 1.5mm, 12.5/14.0mm Pin	
TR6010	Front Stab. Link	Length 112mm	

Model 1.5i GL, GLS Hatch  
Year 08-

LEFT/  
PASSENGER

RIGHT/  
DRIVER



TR6240



TR6007



TR6007



TR6240



TR6005



BJ1218



CS327L



CS327R



BJ1218



TR6005

REMARKS:

PART NO	DESCRIPTION	DIMENSIONS	COMMENTS
TR6240	Outer Tie Rod End	M12 x 1.25mm, 13.0/15.0mm Pin	
TR6007	Rack End	M18 x 1.5mm, M12 x 1.25mm, Length 305/322mm	
TR6005	Front Stab. Link	Length 300mm	
BJ1218	Lower Ball Joint	16.5mm Pin, Ø 40.5mm	
CS327L/R	Lower Control Arm		

# SUZUKI SWIFT



**Model**  
1.2, 1.4, 1.6

**Year**  
11-

**LEFT/  
PASSENGER**

**RIGHT/  
DRIVER**



REMARKS:

PART NO	DESCRIPTION	DIMENSIONS	COMMENTS
TR6392	Outer Tie Rod End	M14 x 1.5mm, 13.0mm Pin, Length 192mm	
TR6393	Rack End	M18 x 1.5mm, M14 x 1.5mm, Length 186mm	
TR6159	Front Stab. Link	Length 270mm	
BJ1300	Lower Ball Joint	13.3/16.5mm Pin, Base Ø 40.3mm	
CS440L/R	Lower Control Arm		

SUZUKI  
SX4 2X4, 4X4



Model  
2.0i 5 Dr. Hatch

Year  
08-

LEFT/  
PASSENGER

RIGHT/  
DRIVER



TR6008



TR6009



TR6009



TR6008



TR6159



CS328L



CS328R



TR6159

REMARKS:

PART NO	DESCRIPTION	DIMENSIONS	COMMENTS
TR6008	Outer Tie Rod End	M14 x 1.5mm, 13.0/15.0mm Pin	
TR6009	Rack End	M16 x 1.0mm, M14 x 1.5mm, Length 334/353mm	
TR6159	Front Stab. Link	Length 270mm	
CS328L/R	Lower Control Arm		

Model 1.2T      Year 15-

LEFT/  
PASSENGER

RIGHT/  
DRIVER



REMARKS:

PART NO	DESCRIPTION	DIMENSIONS	COMMENTS
TR6402	Outer Tie Rod End	12.6mm Pin, Length 98-100mm	
TR6403	Rack End	M14 x 1.5mm, M14 x 1.5mm, Length 323mm	
TR6404	Front Stab. Link	Length 260mm	
BJ1362	Lower Ball Joint	17mm Pin, Base Ø 41mm	
CS452L/R	Lower Control Arm		

**Model**  
1.4 LEi, LSi, LX, LXi,  
1.4 TDi DLX, DLS  
1.4 GLX, GLS, CSX,  
GLS S/W, GLX S/W,  
1.4 TDi DLX S/W

**Year**  
05-

LEFT/  
PASSENGER

RIGHT/  
DRIVER



TR5453



TR5822



TR5822



TR5453



SR5806



TR6371



BJ1041



CS240L



CS240R



BJ1041



TR6371



BJ1042L



BJ1042R

REMARKS:

PART NO	DESCRIPTION	DIMENSIONS	COMMENTS
TR5453	Outer Tie Rod End	M12 x 1.25mm, 12.5/14.0mm Pin	
TR5822	Rack End	M14 x 1.5mm, M12 x 1.25mm, Length 307/325mm	
TR6371	Front Stab. Link	Length 90mm	
BJ1041	Lower Ball Joint	17.0mm Pin	
BJ1042L/R	Lower Ball Joint	15.0mm Pin	
CS240L/R	Lower Control Arm		
SR5806	Steering Rack		M/S



Model  
1.4

Year  
10-

LEFT/  
PASSENGER

RIGHT/  
DRIVER



TR6447



TR6448



TR6448



TR6447



TR6449



TR6450



TR6450



TR6449



TR6451L



BJ1041



CS240L



CS240R



BJ1041



TR6451R

REMARKS:

PART NO	DESCRIPTION	DIMENSIONS	COMMENTS
TR6447	Outer Tie Rod End	M14 x 1.5mm, Pin 12.7/14.0mm	Power Steering
TR6448	Rack End	M14 x 1.5mm, M14 x 1.5mm, Length 310mm	Power Steering
TR6449	Outer Tie Rod End	M14 x 1.5mm, Pin 12.5/14.5mm	ZF
TR6450	Rack End	M14 x 1.5mm, M14 x 1.5mm, Length 307mm	ZF
TR6451L/R	Front Stab. Link	Length 240mm	
BJ1041	Lower Ball Joint	17.0mm Pin	
CS240L/R	Lower Control Arm		

Model 1.4 Year 13-

LEFT/  
PASSENGER

RIGHT/  
DRIVER



TR6405



TR6406



TR6406



TR6405



BJ1349



BJ1349

REMARKS:

PART NO	DESCRIPTION	DIMENSIONS	COMMENTS
TR6405	Outer Tie Rod End	M12 x 1.25mm, 13.7mm Pin	
TR6406	Rack End	M14 x 1.5mm, M12 x 1.25mm, Length 300/315mm	
BJ1349	Lower Ball Joint	15.7mm Pin, Base Ø 44.0mm	

# TATA TELCOLINE, WORKER



<b>Model</b>	<b>Year</b>
2.0TD, D/Cab P/up	05-
3.0 TDi, S/Cab, Chassis Cab, Tipper P/up	07-

**LEFT/  
PASSENGER**



TR5146



TR5147



BJ1187



CS354L



BJ1224



BJ1190



CS355L

**RIGHT/  
DRIVER**



TR5147



TR5146



BJ1187



CS354R



BJ1190



BJ1224



CS355R

REMARKS:

PART NO	DESCRIPTION	DIMENSIONS	COMMENTS
TR5146	Outer Tie Rod End	M16 x 1.5mm, 14.4/16.4mm Pin	LHT + RHT
TR5147	Inner Tie Rod End	M16 x 1.5mm, 14.4/16.4mm Pin	LHT + RHT
BJ1187	Upper Ball Joint	18.3/20.9mm Pin	
CS354L/R	Upper Control Arm		
BJ1190	Lower Ball Joint	20.2/22.3mm Pin, Ø 55.1mm Base	
BJ1224	Lower Ball Joint	20.3/22.7mm Pin	Alt.
CS355L/R	Lower Control Arm		

TATA  
TELCO LINE 4x4



Model 2.0TD, D/Cab, P/up  
Year 05-

LEFT/  
PASSENGER



TR5142L  
LONG



TR5142L  
SHORT



BJ1187



CS354L



BJ1224



BJ1190



CS355L

RIGHT/  
DRIVER



TR5142R  
SHORT



TR5142R  
SHORT



BJ1187



CS354R



BJ1190



CS355R



BJ1224

REMARKS:

PART NO	DESCRIPTION	DIMENSIONS	COMMENTS
TR5142R	Outer/ Inner Tie Rod End	M18 x 1.5mm, 14.1/16.1mm Pin	2 x Same Length
TR5142L	Outer/ Inner Tie Rod End	M20 x 1.5mm, 14.1/16.1mm Pin	1 x Long, 1 x Short
BJ1187	Upper Ball Joint	18.3mm/21.0mm Pin	
BJ1190	Lower Ball Joint	20.2mm/22.3mm Pin, Base Ø 55.1mm	
BJ1224	Lower Ball Joint	20.3mm/22.7mm Pin	
CS354L/R	Upper Control Arm		
CS355L/R	Lower Control Arm		

**Model**  
2.2 TDi S/Cab, D/Cab  
P/up, 3.0 TDi S/Cab,  
D/Cab P/up

**Year**  
08-

LEFT/  
PASSENGER



TR6083



TR6083

RIGHT/  
DRIVER



TR6083



TR6083



DL5568



BJ1363



BJ1317



BJ1187



BJ1224



BJ1187



BJ1224



BJ1317



BJ1363

REMARKS:

PART NO	DESCRIPTION	DIMENSIONS	COMMENTS
TR6083	Outer Tie Rod End	M16 x 1.5mm, 14.0/15.9mm Pin	
BJ1187	Upper Ball Joint	18.3/21.0mm Pin	
BJ1224	Lower Ball Joint	20.3/22.7mm Pin	
BJ1317	Lower Ball Joint	17.6mm Pin	
BJ1363	Lower Ball Joint	20.2/22.7mm Pin, PCD - 50mm	
DL5568	Centre Rod	14.3/16.0mm Pin	

Model 2.0  
Year 12-

LEFT/  
PASSENGER

RIGHT/  
DRIVER



REMARKS:

PART NO	DESCRIPTION	DIMENSIONS	COMMENTS
TR6396	Outer Tie Rod End	M14 x 1.5mm, 13.2mm Pin, Length 137mm	
TR6397	Rack End	M16 x 1.5mm, M14 x 1.5mm, Length 226mm	
TR6398	Front Stab. Link	Length 245mm	
BJ1347	Lower Ball Joint	13.5mm Pin, Base Ø 38.3mm	
CS442L/R	Lower Control Arm		

# TOYOTA AURIS



**Model**  
1.4 RT, RS, 1.6, RT, 1.8  
RS, RX, 2.0 D-4D RS  
D-Turbo, RX  
1.3

**Year**  
07-  
10-

LEFT/  
PASSENGER

RIGHT/  
DRIVER



TR5954



TR5957



TR5957



TR5954



TR6160



BJ1188



CS816L



CS816R



BJ1188



TR6160

REMARKS:

PART NO	DESCRIPTION	DIMENSIONS	COMMENTS
TR5954	Outer Tie Rod End	M15 x 1.5mm, 13.0/15.0mm Pin	
TR5957	Rack End	M14 x 1.5mm, M15 x 1.5mm, Length 232mm	
TR6160	Front Stab. Link	Length 360mm	
BJ1188	Lower Ball Joint	17.6/21.1mm Pin	
CS816L/R	Lower Control Arm		

TOYOTA  
AVANZA



**Model**  
1.3S, SX, 1.5 SX, TX  
MPV 1.3 Panel Van

**Year**  
06-11  
06-

LEFT/  
PASSENGER

RIGHT/  
DRIVER



TR5955



TR5956



TR5956



TR5955



TR6211



BJ1189



CS295L



CS295R



BJ1189



TR6211



PSP013

REMARKS:

PART NO	DESCRIPTION	DIMENSIONS	COMMENTS
TR5955	Outer Tie Rod End	M12 x 1.25mm, 12.0/14.0mm Pin	
TR5956	Rack End	M14 x 1.5mm, M12 x 1.25mm, Length 272/287mm	
TR6211	Front Stab. Link	Length 185mm	
BJ1189	Lower Ball Joint	15.1/18.1mm Pin, Base Ø 43.8mm	
CS295L/R	Lower Control Arm		
SR5812	Steering Rack		
PSP013	Power Steering Pump		6PK



# TOYOTA AVANZA



**Model**  
1.3S, SX, 1.5 SX, TX  
MPV

**Year**  
11-

LEFT/  
PASSENGER

RIGHT/  
DRIVER



REMARKS:

PART NO	DESCRIPTION	DIMENSIONS	COMMENTS
TR5955	Outer Tie Rod End	M12 x 1.25mm, 12.0/14.0mm Pin	
TR6487	Rack End	M14 x 1.5mm, M12 x 1.25mm, Length 283/298mm	
TR5956	Rack End	M14 x 1.5mm, M12 x 1.25mm, Length 272/287mm	Alt.
TR6211	Front Stab. Link	Length 185mm	
BJ1305	Lower Ball Joint	18.3/21.0mm Pin, Base Ø 45.2mm	
CS381L/R	Upper Control Arm		
SR5871	Steering Rack		Power Assisted

# TOYOTA AVENSIS



**Model**  
2.0 Advanced, 2.2  
Exclusive CRDi, 2.4  
Exclusive

**Year**  
06-08

**LEFT/  
PASSENGER**

**RIGHT/  
DRIVER**



REMARKS:

TOYOTA  
AVENSIS

CONTINUED



PART NO	DESCRIPTION	DIMENSIONS	COMMENTS
TR5429	Outer Tie Rod End	M15 x 1.5mm, 12.7/15.1mm Pin	Short
TR5975	Rack End	M16 x 1.5mm, M14 x 1.5mm, Length 304/321mm	
TR5920	Outer Tie Rod End	M16 x 1.5mm, 12.6/15.0mm Pin	Long
TR5975A	Rack End	M15 x 1.5mm, M14 x 1.5mm, Length 375/392mm	
TR5916	Front Stab. Link	M12 x 1.5mm Pin, Length 285mm	
TR5969	Front Stab. Link	M10 x 1.5mm Pin, Length 285mm	Alt.
TR5913L/R	Rear Stab. Link	Length 100mm	
BJ1146	Lower Ball Joint	15.0/18.0mm Pin	2.0, 2.4
BJ1260	Lower Ball Joint	17.2/21.0mm Pin	2.0, 2.4
CS266L/R	Lower Control Arm		With BJ1146
CS856L/R	Lower Control Arm		With BJ1260

Model Year  
1.0 Fresh, Inferno, Wild 11-

LEFT/  
PASSENGER

RIGHT/  
DRIVER



TR5892



TR5974



TR5974



TR5892



BJ1134



CS270L



CS270R



BJ1134

REMARKS:

PART NO	DESCRIPTION	DIMENSIONS	COMMENTS
TR5892	Outer Tie Rod End	M12 x 1.25mm, 12.5/15.0mm Pin	
TR5974	Rack End	M14 x 1.5mm, M12 x 1.25mm, Length 223/240mm	
BJ1134	Lower Ball Joint	13.5/16.7mm Pin, Base Ø 36.8mm	
CS270L/R	Lower Control Arm		

# TOYOTA CAMRY

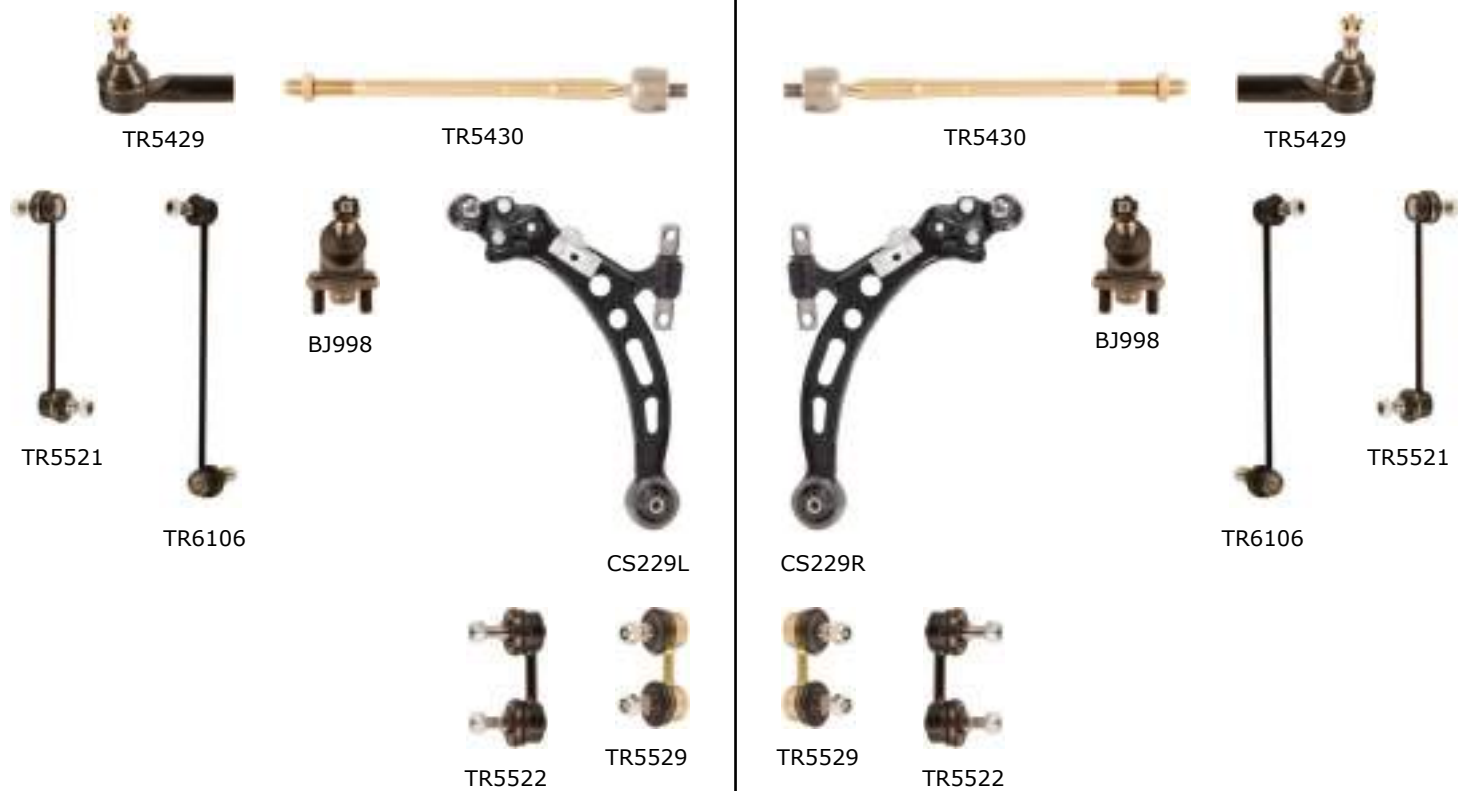


**Model**  
SXV10 200i, Si, SXV11  
220SEi, Si, MCV10,  
VCV10 300SEi

**Year**  
92-01

**LEFT/  
PASSENGER**

**RIGHT/  
DRIVER**



REMARKS:

PART NO	DESCRIPTION	DIMENSIONS	COMMENTS
TR5429	Outer Tie Rod End	M15 x 1.5mm, 12.7/15.1mm Pin	
TR5430	Rack End	M14 x 1.5mm, M15 x 1.5mm, Length 338/354mm	
TR5529	Front Stab. Link	Length 60mm	
TR6106	Front Stab. Link	Length 286mm	
TR5521	Rear Stab. Link	Length 195mm	
TR5522	Rear Stab. Link	Length 70mm	Alt.
BJ998	Lower Ball Joint	17.5/21.0mm Pin	
CS229L/R	Lower Control Arm		

# TOYOTA CAMRY



Model	Year
SXV20, 2.4i GLi, XLi, 3.0 GLX	01-02
SXV30, 2.4i GLi, XLi, 3.0 GLX	02-06

LEFT/  
PASSENGER



TR5429



TR5430



TR6117



TR6116



TR6106



BJ1080



BJ1263

RIGHT/  
DRIVER



TR5430



TR5429



TR6106



TR6116



TR6117



BJ1079



BJ1262

REMARKS:

PART NO	DESCRIPTION	DIMENSIONS	COMMENTS
TR5429	Outer Tie Rod End	M15 x 1.5mm, 12.7/15.1mm Pin	
TR5430	Rack End	M14 x 1.5mm, M15 x 1.5mm, Length 338/354mm	
TR6106	Front Stab. Link	Length 286mm	
TR6116	Front Stab. Link	Length 260mm	
TR6117	Rear Stab. Link	Length 238mm	
BJ1079	Lower Ball Joint RHS	17.7/20.0mm Pin	02-06
BJ1080	Lower Ball Joint LHS	17.6/21.0mm Pin	02-06
BJ1262	Lower Ball Joint RHS	16.1/19.0mm Pin	01-02
BJ1263	Lower Ball Joint LHS	16.1/19.0mm Pin	01-02

# TOYOTA CONDOR



**Model**  
1.8 Estate, TE Estate,  
2.0i Estate, TE Estate,  
2.4i Estate, TE, TX  
Estate, 3.0 Estate

**Year**  
00-05

**LEFT/  
PASSENGER**



TR5399



TR5432

**RIGHT/  
DRIVER**



TR5432



TR5399



SR5722



SR5856



BJ946



BJ947



BJ947



BJ946

REMARKS:

PART NO	DESCRIPTION	DIMENSIONS	COMMENTS
TR5399	Outer Tie Rod End	M14 x 1.5mm, 13.0/14.0mm Pin	
TR5432	Rack End	M14 x 1.5mm, M14 x 1.5mm, Length 318/335mm	
BJ946	Upper Ball Joint	15.4/17.0mm Pin	
BJ947	Lower Ball Joint	17.0/19.5mm Pin	
SR5722	Steering Rack		Power Steering
SR5856	Steering Rack		Manual Steering

TOYOTA  
CONDOR 4X4



**Model**  
2RZ-E 2.4i Estate, TX  
Estate, 5L 3.0 Estate,  
TX Estate

**Year**  
00-05

LEFT/  
PASSENGER

RIGHT/  
DRIVER



TR5409



TR5400



TR5902



BJ995



TR5400



TR5902



BJ995



TR5409

REMARKS:

PART NO	DESCRIPTION	DIMENSIONS	COMMENTS
TR5409	Outer Tie Rod End	M14 x 1.5mm, 12.5/15.0mm Pin	
TR5400	Rack End	M14 x 1.5mm, M14 x 1.5mm, Length 296/312mm	
TR5902	Rack End	M14 x 1.5mm, M14 x 1.5mm, Length 216/229mm	Alt.
BJ995	Lower Ball Joint	18.0/20.0mm Pin	



# TOYOTA CONQUEST



**Model**  
EE80 1.3 GL, L, AE82  
1.6 GL, RS, RSi

**Year**  
85-88

LEFT/  
PASSENGER



TR5343A



TR5432

RIGHT/  
DRIVER



TR5432



TR5343A



SR5817



SR5989



BJ935



CS112



CS113



BJ935

REMARKS:

PART NO	DESCRIPTION	DIMENSIONS	COMMENTS
TR5343A	Outer Tie Rod End	M14 x 1.5mm, 12.6/15.1mm Pin	
TR5432	Rack End	M14 x 1.5mm, M14 x 1.5mm, Length 318/335mm	
BJ935	Lower Ball Joint	16.0/18.0mm Pin	
CS112	Lower Control Arm LHS		
CS113	Lower Control Arm RHS		
SR5817	Steering Rack		Power Steering
SR5989	Steering Rack	Shaft Length - 39mm, Total Length - 1160mm, Shaft Thickness - 52mm	Manual Steering

# TOYOTA CONQUEST / TAZZ



**Model**  
EE90 130 Sport, Tazz,  
McTazz, Edition, Zipp,  
Tropique, XE, Sport,  
GS, S, GS, AE92 160  
RSE, i RS, Sport, Tazz,  
XE, LS, RS, RSi, AE93  
180i RSi, Sport

**Year**  
88-06

**LEFT/  
PASSENGER**

**RIGHT/  
DRIVER**



TR5343A



TR5432



TR5432



TR5343A



TR5463



TR5463



SR5817



SR5989



SR59893



PSP020



TR5522



BJ914



CS114



CS115



BJ915



TR5522



TR5534



BJ1050



CS223L



CS223R



BJ1050



TR5534

TOYOTA  
CONQUEST / TAZZ



CONTINUED

REMARKS:

PART NO	DESCRIPTION	DIMENSIONS	COMMENTS
TR5343A	Outer Tie Rod End	M14 x 1.5mm, 12.6/15.1mm Pin	
TR5432	Rack End	M14 x 1.5mm, M14 x 1.5mm, Length 318/335mm	Manual Steering
TR5463	Rack End	M14 x 1.5mm, M14 x 1.5mm, Length 318/335mm	Power Steering
TR5522	Front Stab. Link	Length 70.5mm	
TR5534	Rear Stab. Link	Length 105mm	
SR5817	Steering Rack		Power Steering
SR5989	Steering Rack	Shaft Length - 39mm, Total Length - 1160mm, Shaft Thickness - 52mm	Manual Steering
SR59893	Steering Rack	Shaft Length - 47mm, Total Length - 1145mm, Shaft Thickness - 47mm	Manual Steering
BJ914	Lower Ball Joint LHS	15.5/18.0mm Pin	88-96
BJ915	Lower Ball Joint RHS	15.5/18.0mm Pin	88-96
CS114	Lower Control Arm LHS		88-96
CS115	Lower Control Arm RHS		88-96
BJ1050	Lower Ball Joint	15.2/18.0mm Pin	96-06
CS223L/R	Lower Control Arm		96-06
PSP020	Power Steering Pump		

# TOYOTA CONQUEST



**Model**                      **Year**  
EE90 130 Carrier P/van    98-06

LEFT/  
PASSENGER



TR5343A



TR5432

RIGHT/  
DRIVER



TR5432



TR5343A



SR5817



SR5989



BJ1050



CS223L



CS223R



BJ1050

REMARKS:

PART NO	DESCRIPTION	DIMENSIONS	COMMENTS
TR5343A	Outer Tie Rod End	M14 x 1.5mm, 12.6/15.1mm Pin	
TR5432	Rack End	M14 x 1.5mm, M14 x 1.5mm, Length 318/335mm	
BJ1050	Lower Ball Joint	15.2/18.0mm Pin	
CS223L/R	Lower Control Arm		
SR5817	Steering Rack		Power Steering
SR5989	Steering Rack	Shaft Length - 39mm, Total Length - 1160mm, Shaft Thickness - 52mm	Manual Steering

# TOYOTA COROLLA



**Model**  
KE26, KE36, 1.2 P/van,  
TE71 1.6 P/van, KE30  
1.2, TE37 1.6 Black  
Hawk Coupe, Silver  
Wolf, Sprinter, SR4,  
TE72 1.8 GLS, SE

**Year**  
72-89

**LEFT/  
PASSENGER**



TR1514



TR5126



BJ813

**RIGHT/  
DRIVER**



TR5126



TR1514



BJ813

REMARKS:

PART NO	DESCRIPTION	DIMENSIONS	COMMENTS
TR1514	Outer Tie Rod End	M14 x 1.5mm, 12.9mm/14.0mm Pin	
TR5126	Inner Tie Rod End	M14 x 1.5mm, 13.0mm/14.0mm Pin	TE71
BJ813	Lower Ball Joint	14.7/17.4mm Pin, Base Ø 42.35mm	TE71

TOYOTA  
COROLLA



**Model**  
KE70 1.3 GL, L, LS,  
S/W

**Year**  
80-85

LEFT/  
PASSENGER

RIGHT/  
DRIVER



TR5346



TR5372



TR5372



TR5346



BJ813



BJ813

REMARKS:

PART NO	DESCRIPTION	DIMENSIONS	COMMENTS
TR5346	Outer Tie Rod End	M14 x 1.5mm, 13.0/14.2mm Pin	
TR5372	Rack End	M14 x 1.5mm, M14 x 1.5mm, Length 140/158mm	
BJ813	Lower Ball Joint	14.7/17.4mm Pin, Base Ø 42.35mm	

# TOYOTA COROLLA



**Model**  
TE71 1.6 GL, GL S/W,  
GLS, GLS Sprinter, SE

**Year**  
80-85

LEFT/  
PASSENGER

RIGHT/  
DRIVER



TR1514



TR5126



TR5126



TR1514



BJ813



BJ813



IAB6044



IA5623



IA5564  
IA5552

REMARKS:

PART NO	DESCRIPTION	DIMENSIONS	COMMENTS
TR1514	Outer Tie Rod End	M14 x 1.5mm, 12.9/14.0mm Pin	
TR5126	Inner Tie Rod End	M14 x 1.5mm, 13.0/14.0mm Pin	
BJ813	Lower Ball Joint	14.7/17.4mm Pin, Base Ø 42.35mm	
IA5564	Pitman Arm	13.0/14.0mm Pin, Ø 28.0mm, Spline - 40T	80-81
IA5552	Pitman Arm	13.0/14.0mm Pin	81-85
IA5623	Idler Arm	13.0/14.0mm Pin	
IAB6044	Idler Arm Bush		

Model  
AE82 1.6 GLS

Year  
84-

LEFT/  
PASSENGER

RIGHT/  
DRIVER



TR5343



TR5373



TR5373



TR5343



BJ935



CS112



CS113



BJ935



SK507

REMARKS:

PART NO	DESCRIPTION	DIMENSIONS	COMMENTS
TR5343	Outer Tie Rod End	M12 x 1.5mm, 12.6/15.1mm Pin	
TR5373	Rack End	M14 x 1.5mm, M12 X 1.25mm, Length 314/330mm	
BJ935	Lower Ball Joint	16.0/18.0mm Pin	
CS112	Lower Ball Joint LHS		
CS113	Lower Ball Joint RHS		
SK507	Steering Shaft Yoke		



# TOYOTA COROLLA



**Model**  
EE80 1.3 GL, L, AE80  
GL, AE82 1.6 Avante  
GLi, GL, GLE, GLE S/W,  
GLi, Sprinter, GLS, GLX,  
GLX T/Cam

**Year**  
84-88

**LEFT/  
PASSENGER**

**RIGHT/  
DRIVER**



TR5343A



TR5432



TR5432



TR5343A



SR5817



SR5989



BJ935



CS112



SK508 P/S



CS113



BJ935



SK507 M/S

REMARKS:

TOYOTA  
COROLLA

CONTINUED



PART NO	DESCRIPTION	DIMENSIONS	COMMENTS
TR5343A	Outer Tie Rod End	M14 x 1.5mm, 12.6/15.1mm Pin	
TR5432	Rack End	M14 x 1.5mm, M14 x 1.5mm, Length 318/335mm	
BJ935	Lower Ball Joint	16.0/18.0mm Pin	
CS112	Lower Control Arm LHS		
CS113	Lower Control Arm RHS		
SK507	Steering Shaft Yoke		Manual Steering
SK508	Steering Shaft Yoke		Power Steering
SR5817	Steering Rack		Power Steering
SR5989	Steering Rack	Shaft Length - 39mm, Total Length - 1160mm, Shaft Thickness - 52mm	Manual Steering

# TOYOTA COROLLA



**Model**  
EE90 1.3 GL, GLE,  
Sprinter, L, AE92 160i  
GL, GLE, Sprinter, GLi,  
GLi, Exec, GLS, Exec,  
GLX, Sport, AE93 180i  
GSE, GSX, GL, GLE,  
Sprinter

**Year**  
88-96

**LEFT/  
PASSENGER**

**RIGHT/  
DRIVER**



TR5343A



TR5432



TR5432



TR5343A



TR5463



TR5463



SR5817



SR5989



SR59893



TR5522



BJ914



CS114



CS115



BJ915



TR5522



SK508 P/S



TR5534



TR5534



SK507 M/S

TOYOTA  
COROLLA

CONTINUED



REMARKS:

PART NO	DESCRIPTION	DIMENSIONS	COMMENTS
TR5343A	Outer Tie Rod End	M14 x 1.5mm, 12.6/15.1mm Pin	
TR5432	Rack End	M14 x 1.5mm, M14 x 1.5mm, Length 318/335mm	Manual Steering
TR5463	Rack End	M14 x 1.5mm, M14 x 1.5mm, Length 318/335mm	Power Steering
TR5522	Front Stab. Link	Length 70.5mm	
TR5534	Rear Stab. Link	Length 105mm	
SR5817	Steering Rack		Power Steering
SR5989	Steering Rack	Shaft Length - 39mm, Total Length - 1160mm, Shaft Thickness - 52mm	Manual Steering
SR59893	Steering Rack	Shaft Length - 47mm, Total Length - 1145mm, Shaft Thickness - 47mm	Manual Steering
BJ914	Lower Ball Joint LHS	15.5/18.0mm Pin	
BJ915	Lower Ball Joint RHS	15.5/18.0mm Pin	
CS114	Lower Control Arm LHS		
CS115	Lower Control Arm RHS		
SK507	Steering Shaft Yoke		Manual Steering 88-92
SK508	Steering Shaft Yoke		Power Steering 88-96

# TOYOTA COROLLA



**Model**  
EE110, 130, GLE,  
AE111 160i GL, GLE,  
Sprinter, RSi, RXi,  
AE112 180i GLE, GSE

**Year**  
96-02

**LEFT/  
PASSENGER**

**RIGHT/  
DRIVER**



TR5343A



TR5459



TR5463



TR5459



TR5463



TR5343A



SR5855



SR59893



PSP020



TR5529



BJ1050



TR5534



CS223L



CS223R



BJ1050



TR5534



TR5529

REMARKS:

TOYOTA  
COROLLA

CONTINUED



PART NO	DESCRIPTION	DIMENSIONS	COMMENTS
TR5343A	Outer Tie Rod End	M14 x 1.5mm, 12.6/15.1mm Pin	
TR5459	Rack End	M14 x 1.5mm, M14 x 1.5mm, Length 329/346mm	Manual Steering
TR5463	Rack End	M14 x 1.5mm, M14 x 1.5mm, Length 318/335mm	Power Steering
TR5529	Front Stab. Link	Length 60mm	
TR5534	Rear Stab. Link	Length 105mm	
BJ1050	Lower Ball Joint	15.2/18.0mm Pin	
CS223L/R	Lower Control Arm		
SR5855	Steering Rack		
SR59893	Steering Rack	Shaft Length - 47mm, Total Length - 1145mm, Shaft Thickness - 47mm	Manual Steering
PSP020	Power Steering Pump		

# TOYOTA COROLLA, RUNX



<b>Model</b>	<b>Year</b>
F11 140i, GLE, GLS, Sprinter, KS1 160i, GLE, GLS, GLX, Sprinter, GF2 180i GLE, GLS, GSX, Sprinter 140i R, RT, 160i RS, RT, RX, 180i RSi, 2.0i RSi A8	02-08  03-08

**LEFT/  
PASSENGER**

**RIGHT/  
DRIVER**



TR5470



TR5467



TR5467



TR5470



SR5867



PSP019



TR5916




BJ1050



TR5913L



CS266L



TR5969



CS266R



TR5969



BJ1050



TR5913R



TR5916

REMARKS:

TOYOTA  
COROLLA, RUNX



CONTINUED

PART NO	DESCRIPTION	DIMENSIONS	COMMENTS
TR5470	Outer Tie Rod End	M14 x 1.5mm, 13.0/15.0mm Pin, Length 100mm	
TR5467	Rack End	M14 x 1.5mm, M14 x 1.5mm, Length 272/290mm	
TR5916	Front Stab. Link	M12 x 1.5mm Pin, Length 285mm	
TR5969	Front Stab. Link	M10 x 1.5mm Pin, Length 285mm	Alt.
TR5913L/R	Rear Stab. Link	Length 100mm	
SR5867	Steering Rack		Power Steering
BJ1050	Lower Ball Joint	15.2/18.0mm Pin	
CS266L/R	Lower Control Arm		
PSP019	Power Steering Pump		6PK



# TOYOTA COROLLA / QUEST



Model	Year
1.4 Advanced, Professional	08-
1.6 Advanced, Professional	
1.8 Advanced, Exclusive	
2.0D D-4D Advanced, Exclusive	14-
1.3 Esteem, Prestige	
1.4D-4D Esteem, Prestige	
1.6 Esteem, Prestige, +	
1.8 Exclusive, Prestige	14-
1.6 Quest	

## LEFT/ PASSENGER

## RIGHT/ DRIVER



**TOYOTA**  
**COROLLA / QUEST**



CONTINUED

REMARKS:

PART NO	DESCRIPTION	DIMENSIONS	COMMENTS
TR5954	Outer Tie Rod End	M15 x 1.5mm, 13.0/15.0mm Pin	Some
TR5957	Rack End	M14 x 1.5mm, M15 x 1.5mm, Length 232mm	Some
TR5920	Outer Tie Rod End	M16 x 1.5mm, 12.6/15.0mm Pin	Some
TR6483	Outer Tie Rod End	M15 x 1.5mm, 12.6mm Pin, Length 175mm	Alt. (2014-)
TR5975	Rack End	M16 x 1.5mm, M14 x 1.5mm, Length 304/321mm	Some Alt.
TR5916	Front Stab. Link	Length 285mm	
TR6160	Front Stab. Link	Length 360mm	Alt.
BJ1146	Lower Ball Joint	15.0/18.0mm Pin	Alt. (2014-)
CS266L/R	Lower Control Arm		Alt. (2014-), With BJ1146
BJ1188	Lower Ball Joint	17.6/21.1mm Pin	
CS816L/R	Lower Control Arm		With BJ1188
SR5866	Steering Rack		Toyota Corolla Professional (08-) - M/S

# TOYOTA COROLLA VERSO



**Model**  
1.6S, SX, 1.8 SX, TX,  
2.0D TX

**Year**  
04-09

**LEFT/  
PASSENGER**

**RIGHT/  
DRIVER**



TR5920



TR5975



TR5975



TR5920



TR5916



BJ1050



CS266L



CS266R



BJ1050



TR5916



BJ1260



CS856L



CS856R



BJ1260

REMARKS:

PART NO	DESCRIPTION	DIMENSIONS	COMMENTS
TR5920	Outer Tie Rod End	M16 x 1.5mm, 12.6/15.0mm Pin	
TR5975	Rack End	M16 x 1.5mm, M14 x 1.5mm, Length 304/321mm	
TR5916	Front Stab. Link	Length 285mm	
BJ1050	Lower Ball Joint	15.2/18.0mm Pin	
BJ1260	Lower Ball Joint	17.6/21.0mm Pin	Alt.
CS266L/R	Lower Control Arm		With BJ1050
CS856L/R	Lower Control Arm		With BJ1260

# TOYOTA COROLLA VERSO



**Model**  
1.6, 1.8, 2.0 D4D

**Year**  
09-

**LEFT/  
PASSENGER**

**RIGHT/  
DRIVER**



REMARKS:

PART NO	DESCRIPTION	DIMENSIONS	COMMENTS
TR6296	Outer Tie Rod End	M16 x 1.5mm, 13.5mm Pin, Length 180mm	
TR6297	Rack End	M16 x 1.5mm, M14 x 1.5mm, Length 243mm	
TR6160	Front Stab. Link	Length 360mm	
BJ1188	Lower Ball Joint	17.6/21.1mm Pin	
CS816L/R	Lower Control Arm		

TOYOTA  
CORONA



**Model**  
RT102 1.8 SL, RT95  
2.0 GSL, RT104 2.0 SL,  
GSL

**Year**  
72-80

LEFT/  
PASSENGER

RIGHT/  
DRIVER



TR1514



TR1514



BJ813



BJ813

REMARKS:

PART NO	DESCRIPTION	DIMENSIONS	COMMENTS
TR1514	Outer Tie Rod End	M14 x 1.5mm, 12.9/14.1mm Pin	
BJ813	Lower Ball Joint	14.7/17.4mm Pin, Base Ø 42.35mm	

TOYOTA  
CRESSIDA



**Model**  
TX30 1.8 DX, RX30,  
RX35 2.0 GL, L, L S/W,  
TX62 1.8 L, LS, RX60,  
RX62 2.0 GL, GL S/W,  
GLE, GX60 GLi6, GLX,  
MX63 2.8i

**Year**  
76-86

LEFT/  
PASSENGER

RIGHT/  
DRIVER



TR1514



TR5342



TR5342



TR1514



BJ836



BJ836



IA5537

REMARKS:

PART NO	DESCRIPTION	DIMENSIONS	COMMENTS
TR1514	Outer Tie Rod End	M14 x 1.5mm, 12.9/14.1mm Pin	
TR5342	Inner Tie Rod End	M14 x 1.5mm, 13.0/14.5mm Pin	
BJ836	Lower Ball Joint	15.7/17.8mm Pin, Base Ø 44.32mm	
IA5537	Pitman Arm	13.0/14.0mm Pin, Ø 27.0mm, Spline - 42T	

TOYOTA  
CRESSIDA



**Model**  
YX70 1.8 LS, Exec,  
YX72, RX70 2.0 GS, GS  
Exec, GL, GL S/W, GLE,  
GLX, GX71 GLi6, Exec,  
GSE, RX73 (I.R.S) 2.4  
GL, GL S/W, GLE, RX72  
2.4 GLE S/W, MX73 2.8i  
RSi, RSi Exec, MX75  
(I.R.S) 3.0 GLS, 3.0i  
ECT

**Year**  
86-92

LEFT/  
PASSENGER



RIGHT/  
DRIVER



REMARKS:

TOYOTA  
CRESSIDA

CONTINUED



PART NO	DESCRIPTION	DIMENSIONS	COMMENTS
TR5367	Outer Tie Rod End	M14 x 1.5mm, 14.0/15.0mm Pin	
TR5433	Rack End	M14 x 1.5mm, M14 x 1.5mm, Length 245/260mm	Manual Steering 1.8
TR5434	Rack End	M14 x 1.5mm, M14 x 1.5mm, Length 232/248mm	Power Steering 2.0, 2.4
TR5424L/R	Rack End	M14 x 1.5mm, M14 x 1.5mm, Length 233/246mm	Power Steering With Damper 2.0 GLi6, 2.8, 3.0
BJ836	Lower Ball Joint	15.7/17.8mm Pin, Base Ø 44.32mm	
CS179	Lower Control Arm RHS		
CS180	Lower Control Arm LHS		
SR5733	Steering Rack		Manual Steering



TOYOTA  
DYNA



Model	Year
2.0, 2.2, 2.4, 3.0, 3.8 Turbo, 4.0 Super	85-88
2.0, 2.2, 2.4, 3.0, 3.8 Turbo, 4.0 Turbo	88-96

LEFT/  
PASSENGER

RIGHT/  
DRIVER



TR5129



TR5129



TR5435



TR5435

REMARKS:

PART NO	DESCRIPTION	DIMENSIONS	COMMENTS
TR5129	Outer Tie Rod End	M21 x 1.5mm, 16.4/18.0mm Pin	85-88
TR5435	Outer Tie Rod End	M21 x 1.5mm, 19.8/21.8mm Pin	88-96

TOYOTA  
ETIOS



Model Year  
1.2i, 1.4d, 1.5i, Sedan, 10-  
Hatch

LEFT/  
PASSENGER

RIGHT/  
DRIVER



TR6233



TR6234



TR6234



TR6233



BJ1134



CS834L



CS834R



BJ1134

REMARKS:

PART NO	DESCRIPTION	DIMENSIONS	COMMENTS
TR6233	Outer Tie Rod End	M12 x 1.25mm, 12.5/15.0mm Pin	
TR6234	Rack End	M14 x 1.5mm, M12 x 1.25mm Length 269/286mm	
BJ1134	Lower Ball Joint	13.5/16.7mm Pin, Base Ø 36.8mm	
CS834L/R	Lower Control Arm		

# TOYOTA FJ CRUISER



**Model**  
4.0 V6

**Year**  
11-


**LEFT/  
PASSENGER**

**RIGHT/  
DRIVER**



TR6385

TR6386



TR6386

TR6385



TR6014L

BJ1219

CS311L



CS311R

BJ1219

TR6014R



TR6387

BJ1346

CS853L



CS853R

BJ1346

TR6387

REMARKS:

PART NO	DESCRIPTION	DIMENSIONS	COMMENTS
TR6385	Outer Tie Rod End	M16 x 1.5mm, 15.25mm Pin, Length 124mm	
TR6386	Rack End	M24 x 1.5mm, M16 x 1.5mm, Length 268/285mm	
TR6014L/R	Front Stab. Link	Length 140mm	
TR6387	Rear Stab. Link	Length 175mm	
BJ1219	Upper Ball Joint	15.8/18.0mm Pin, Base Ø 46.3mm	
CS311L/R	Upper Control Arm		
BJ1346	Lower Ball Joint	17.4mm Pin	
CS853L/R	Lower Control Arm		

# TOYOTA FORTUNER 4X2, 4X4



**Model**  
(1KD-FTV) 3.0iD SUV,  
(1GR-FE) 4.0i V6, Epic  
SUV

**Year**  
06-

**LEFT/  
PASSENGER**

**RIGHT/  
DRIVER**



TR5959



TR5960



TR5960



TR5959



SR5747 - Hi-Rider P/S



SR5854 - Std. Body P/S



TR6014L



BJ1160



CS329L



CS329R



BJ1160



TR6014R



SK526



BJ1180



CS330L



CS330R



BJ1180



PSP014



PSP022



**REMARKS:** BJ1180 - Special Fitting Instructions

1. Dust Cover needs to be removed and the correct collar needs to be used when pressing the ball joint in
2. BJ1180 needs to be pressed in with at least a 6-8 ton press

**TOYOTA**  
**FORTUNER 4X2, 4X4**



CONTINUED

PART NO	DESCRIPTION	DIMENSIONS	COMMENTS
TR5959	Outer Tie Rod End	M15 x 1.5mm, 15.0/17.0mm Pin	
TR5960	Rack End	M14 x 1.5mm, M15 x 1.5mm, Length 295/310mm	
TR6014L/R	Front Stab. Link	Length 140mm	
BJ1160	Upper Ball Joint	15.0/18.0mm Pin, Base Ø 43.9mm	
CS329L/R	Upper Control Arm		
BJ1180	Lower Ball Joint	16.6/20.0mm Pin, Base Ø 47.3mm	See Remarks
CS330L/R	Lower Control Arm		
SK526	Shaft Assy		Intermed. Steering
PSP014	Power Steering Pump		2.5 & 3.0 Diesel
PSP022	Power Steering Pump		4.0 Petrol, 7PK

# TOYOTA FORTUNER 4X2, 4X4



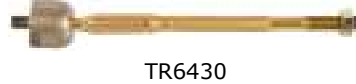
**Model**  
(2GD-FTV) 2.4GD,  
(2TR-FE) 2.7 SRX,  
(1GD-FTV) 2.8GD, 4.0  
V6

**Year**  
16-

**LEFT/  
PASSENGER**



**RIGHT/  
DRIVER**



**REMARKS:** BJ1180 - Special Fitting Instructions

1. Dust Cover needs to be removed and the correct collar needs to be used when pressing the ball joint in
2. BJ1180 needs to be pressed in with at least a 6-8 ton press

**TOYOTA**  
**FORTUNER 4X2, 4X4**



CONTINUED

PART NO	DESCRIPTION	DIMENSIONS	COMMENTS
TR5959A	Outer Tie Rod End	M16 x 1.5mm, 15.3/17.0mm Pin	
TR6430	Rack End	M14 x 1.5mm, M16 x 1.5mm, Length 295/310mm	
TR6014L/R	Front Stab. Link	Length 140mm	
BJ1160	Upper Ball Joint	15.0/18.0mm Pin, Base Ø 43.9mm	
CS329L/R	Upper Control Arm		
BJ1180	Lower Ball Joint	16.6/20.0mm Pin, Base Ø 47.3mm	See Remarks
CS448L/R	Lower Control Arm		Bush ID - 16.5mm
SR5874	Power Steering Rack		4X2
SR5875	Power Steering Rack		4X4
PSP012	Power Steering Pump	Has a Lower Flow Rate Than PSP015	2.7 Petrol, 7PK
PSP042	Power Steering Pump		2.4, 2.8

# TOYOTA HIACE



**Model**  
RH11 12R 1.6 10/12  
Seater, Super 10 Bus,  
P/van

**Year**  
69-77

LEFT/  
PASSENGER



TR5003



TR5002



BJ819



BJ816



IA5506

RIGHT/  
DRIVER



TR5002



TR5003



BJ819



BJ816

REMARKS:

PART NO	DESCRIPTION	DIMENSIONS	COMMENTS
TR5002	Outer Tie Rod End	M17 x 1.5mm, 14.6/16.1mm Pin	
TR5003	Inner Tie Rod End	M17 x 1.5mm, 14.6/16.1mm Pin	
BJ819	Upper Ball Joint	15.0/17.6mm Pin	
BJ816	Lower Ball Joint	17.8/20.0mm Pin	
IA5506	Idler Arm	13.0/14.4mm Pin	



# TOYOTA HIACE



**Model**  
RH20 12R 1.6 P/van,  
10/12 Seater Bus,  
RH22 18R 2.0 10  
Seater Bus, 15 Seater  
Bus, P/van, Super10

**Year**  
76-84

LEFT/  
PASSENGER



TR5003



TR5002



TR5002



TR5003

RIGHT/  
DRIVER



DL5411



DL5427



IA5506



IAB6012



BJ819



SK109



SK109



BJ819



BJ818



BJ816



BJ818

REMARKS:

PART NO	DESCRIPTION	DIMENSIONS	COMMENTS
TR5002	Outer Tie Rod End	M17 x 1.5mm, 14.6/16.1mm Pin	
TR5003	Inner Tie Rod End	M17 x 1.5mm, 14.6/16.1mm Pin	
BJ819	Upper Ball Joint	15.0/17.6mm Pin	
BJ816	Lower Ball Joint	17.8/20.0mm Pin	
BJ818	Lower Ball Joint	18.0mm Pin	
SK109	Upper V-Arm Shaft		
DL5411	Centre Rod		
DL5427	Drag Link		Centre Steering
IA5506	Idler Arm	13.0/14.4mm Pin	
IAB6012	Idler Arm Bush		

# TOYOTA HIACE



**Model**  
YH50/60 2Y 1.8 P/van,  
LS Wagon, YH51/61 3Y  
2.0 Commuter Wagon,  
Super10 Custom,  
P/van, Super Custom  
Turbo, YH53/63 4Y 2.2,  
SuperT, GLX Wagon,  
GLX Executive Wagon,  
LS Wagon, Super14,  
Super16

**Year**  
83-92

LEFT/  
PASSENGER

RIGHT/  
DRIVER



TR5300



TR5317



TR5317



TR5300



DL5412



DL5424



SK501 M/S  
SK503 P/S



BJ947



BJ931



CS222L



CS222R



BJ931



BJ947



BJ932



IAB6052



IA5534



IA5569



BJ932



REMARKS: Various parts of this vehicles suspension may be supplied with grease nipples. PLEASE NOTE THAT ALL PARTS SUPPLIED WITH GREASE NIPPLES MUST BE GREASED PRIOR TO FITMENT

TOYOTA  
HIACE

CONTINUED



PART NO	DESCRIPTION	DIMENSIONS	COMMENTS
TR5300	Outer Tie Rod End	M17 x 1.5mm, 14.6/16.1mm Pin	
TR5317	Inner Tie Rod End	M17 x 1.5mm, 14.6/16.0mm Pin	
BJ932	Upper Ball Joint	17.0/19.0mm Pin	
BJ931	Lower Ball Joint	18.0/20.0mm Pin	
BJ947	Lower Ball Joint	17.0/19.5mm Pin	Alt.
CS222L/R	Lower Control Arm		
DL5412	Centre Rod	14.6/16.0mm Pin	
DL5424	Drag Link	14.0mm Pin	Centre Steering
SK501	Steering Shaft	18mm Spline	Manual Steering 83-92
SK503	Steering Shaft	17.5mm Spline	Power Steering 83-92
IA5534	Idler Arm	13.0/14.0mm Pin	
IA5569	Relay Arm		
IAB6052	Idler Arm Bush		

# TOYOTA HIACE



**Model**  
YH53/63 4Y 2.2  
Super10 Wagon, P/van,  
Siyaya Bus, Super14  
Wagon, Super16  
Commuter, SuperT  
Commuter, Van

**Year**  
92-08

**LEFT/  
PASSENGER**



TR5418



TR5419



TR5418A



TR5419A

**RIGHT/  
DRIVER**



TR5419



TR5418



TR5419A



TR5418A



SR5721



SK502



SK523



SK108



BJ984



CS227L



CS227R



BJ984



SK108



BJ947



BJ931



CS222L



CS222R



BJ931



BJ947



REMARKS: Various parts of this vehicles suspension may be supplied with grease nipples. PLEASE NOTE THAT ALL PARTS SUPPLIED WITH GREASE NIPPLES MUST BE GREASED PRIOR TO FITMENT

TOYOTA  
HIACE

CONTINUED



PART NO	DESCRIPTION	DIMENSIONS	COMMENTS
TR5418	Outer Tie Rod End	M17 x 1.5mm, 14.6/16.5mm Pin	End Thread
TR5419	Rack End	M14 x 1.5mm, M17 x 1.5mm, Length 275/292mm	End Thread
TR5418A	Outer Tie Rod End	M15 x 1.5mm, 14.5/16.0mm Pin	End Thread
TR5419A	Rack End	M14 x 1.5mm, M15 x 1.5mm, Length 275/291mm	End Thread
BJ984	Upper Ball Joint	17.0/19.0mm Pin	92-95
CS227L/R	Upper Control Arm		95-08
SK108	Upper V-Arm Shaft		To 95
BJ931	Lower Ball Joint	18.0/20.0mm Pin	
BJ947	Lower Ball Joint	17.0mm/19.5mm Pin	Alt.
CS222L/R	Lower Control Arm		Complete With Ball Joint
SR5721	Steering Rack		Manual Steering, TR5418 & TR5419
SK502	Long Steering Rack		Manual Steering 92-08
SK523	Short Steering Rack		Manual Steering 92-08

# TOYOTA HILUX



**Model**  
RN20/25 12R 1.6 P/up

**Year**  
73-79

LEFT/  
PASSENGER

RIGHT/  
DRIVER



TR5127

TR5128



TR5128

TR5127



DL5406



DL5406



BJ623



BJ623



BJ816



BJ816



REMARKS: Various parts of this vehicles suspension may be supplied with grease nipples. PLEASE NOTE THAT ALL PARTS SUPPLIED WITH GREASE NIPPLES MUST BE GREASED PRIOR TO FITMENT

PART NO	DESCRIPTION	DIMENSIONS	COMMENTS
TR5127	Outer Tie Rod End	M17 x 1.5mm, 14.6/16.0mm Pin	
TR5128	Inner Tie Rod End	M17 x 1.5mm, 14.6/16.0mm Pin	
BJ623	Upper Ball Joint	15.0/17.5mm Pin	
BJ816	Lower Ball Joint	17.8/20.0mm Pin	
DL5406	L/RHS Rod Assy		

# TOYOTA HILUX



**Model**  
RN30/40 12R  
(Reg. Cab) 1.6, RN22,  
RN31/41 18R 2.0, SRS,  
STD, LN30/40, LN50 L  
(Enl. Cab) 2.2 P/up

**Year**  
74-84

**LEFT/  
PASSENGER**



**RIGHT/  
DRIVER**



IAB6044



IA5519



BJ623



BJ623



BJ816



BJ816



REMARKS: Various parts of this vehicles suspension may be supplied with grease nipples. PLEASE NOTE THAT ALL PARTS SUPPLIED WITH GREASE NIPPLES MUST BE GREASED PRIOR TO FITMENT

PART NO	DESCRIPTION	DIMENSIONS	COMMENTS
TR5300	Outer Tie Rod End	M17 x 1.5mm, 14.6/16.1mm Pin	
TR5301	Inner Tie Rod End	M17 x 1.5mm, 14.6/16.1mm Pin	
CL130	Control Link	M17 x 1.5mm, Length 130mm	
BJ623	Upper Ball Joint	15.0/17.5mm Pin	
BJ816	Lower Ball Joint	17.8/20.0mm Pin	
DL5407	L/RHS Rod Assy		
DL5195	Centre Rod		
IA5519	Idler Arm		
IAB6044	Idler Arm Bush		

# TOYOTA HILUX 4X4



**Model**  
RN46 18R (Enl. Cab),  
YN65 3Y 2.0 D/C, YN67  
4Y 2.2 D/C, Raider,  
LN65 2L 2.4 D/C,  
Raider, Raider D/C,  
LN67 3L 2.8, Raider  
D/C P/up

**Year**  
79-98

**LEFT/  
PASSENGER**

**RIGHT/  
DRIVER**



TR5360



TR5359



TR5362



TR5369



TR5464



TR5465



SK101



BJ933



CS371L



CS371R



BJ933



SK101



BJ934



CS212L



CS212R



BJ934



DL5546



TOYOTA  
HILUX 4X4



CONTINUED



REMARKS: Various parts of this vehicles suspension may be supplied with grease nipples. PLEASE NOTE THAT ALL PARTS SUPPLIED WITH GREASE NIPPLES MUST BE GREASED PRIOR TO FITMENT

PART NO	DESCRIPTION	DIMENSIONS	COMMENTS
TR5360	Outer Tie Rod End LHS	M17 x 1.5mm, 14.7/16.1mm Pin	79-81
TR5359	Outer Tie Rod End RHS	M17 x 1.5mm, 14.8/16.0mm Pin	79-86
TR5362	Outer Tie Rod End LHS	M21 x 1.5mm, 14.7/16.1mm Pin	81-95
TR5369	Outer Tie Rod End RHS	M21 x 1.5mm, 14.5/16.5mm Pin	84-95
TR5464	Outer Tie Rod End LHS	M21 x 1.5mm, 14.5/16.0mm Pin	94-98
TR5465	Outer Tie Rod End RHS	M21 x 1.5mm, 14.5/16.0mm Pin	94-98
DL5546	Centre Steering Rod		84-98
SK101	Upper V-Arm Shaft		Control Arm Only
BJ933	Upper Ball Joint	15.0/17.0mm Pin	
CS371L/R	Upper Control Arm		
BJ934	Lower Ball Joint	18.0/20.0mm Pin	
CS212L/R	Lower Control Arm		

# TOYOTA HILUX



**Model**  
YN50/55 1Y 1.6,  
YN51/61 2Y 1.8, S,  
SR, YN57 3Y 2.0, SRX,  
YN58 4Y 2.2 SRX,  
Raider, LN55 L  
Raider, S, SR, S D/C,  
SR D/C, SRX Raider,  
LN57 3L 2.8 D/C P/up

**Year**  
84-98

**LEFT/  
PASSENGER**



**RIGHT/  
DRIVER**



REMARKS: Various parts of this vehicles suspension may be supplied with grease nipples. PLEASE NOTE THAT ALL PARTS SUPPLIED WITH GREASE NIPPLES MUST BE GREASED PRIOR TO FITMENT

TOYOTA  
HILUX

CONTINUED



PART NO	DESCRIPTION	DIMENSIONS	COMMENTS
TR5300	Outer Tie Rod End	M17 x 1.5mm, 14.6/16.1mm Pin	
TR5301	Inner Tie Rod End	M17 x 1.5mm, 14.6/16.1mm Pin	
CL130	Control Link	M17 x 1.5mm, Length 130mm	
DL5407	L/RHS Rod Assy		
DL5195	Centre Rod	13.0/14.0mm Pin	84-91
DL5438	Centre Rod	14.7mm Pin	91-98
SK101	Upper V-Arm Shaft		Control Arm Only
BJ933	Upper Ball Joint	15.0/17.0mm Pin	
CS803	Upper Control Arm		
BJ934	Lower Ball Joint	18.0/20.0mm Pin	84-88
CS212L/R	Lower Control Arm		84-88
BJ970	Lower Ball Joint	18.0/20.0mm Pin	88-98
CS813L/R	Lower Control Arm		88-98
IA5540	Idler Arm		
IAB6044	Idler Arm Bush		

# TOYOTA HILUX



**Model**  
YN140 2Y 1.8 D/C,  
Raider, RZN147 1RZ  
2.0 DLX, S, SR D/C,  
SR, LN140/5 2L 2.4  
DLX P/up - Standard  
**Body Models**

**Year**  
98-05

**LEFT/  
PASSENGER**



TR5300

CL130

TR5301

**RIGHT/  
DRIVER**



TR5300

CL130

TR5301



DL5438



SK101



BJ1061



CS371L



CS371R



BJ1061



SK101



BJ970



CS813L



CS813R



BJ970



IA5565



IA5578



REMARKS: Various parts of this vehicles suspension may be supplied with grease nipples. PLEASE NOTE THAT ALL PARTS SUPPLIED WITH GREASE NIPPLES MUST BE GREASED PRIOR TO FITMENT

TOYOTA  
HILUX

CONTINUED



PART NO	DESCRIPTION	DIMENSIONS	COMMENTS
TR5300	Outer Tie Rod End	M17 x 1.5mm, 14.6/16.1mm Pin	
TR5301	Inner Tie Rod End	M17 x 1.5mm, 14.6/16.1mm Pin	
CL130	Control Link	M17 x 1.5mm, Length 130mm	
BJ1061	Upper Ball Joint	15.0/17.9mm Pin	
CS371L/R	Upper Control Arm		
BJ970	Lower Ball Joint	18.0/20.0mm Pin	
CS813L/R	Lower Control Arm		
DL5438	Centre Rod	14.7mm Pin, Length 800mm	
IA5565	Idler Arm	13.0/14.8mm Pin	
IA5578	Pitman Arm	14.0/16.0mm Pin, Ø 30.5mm, Spline - 48T	
SK101	Lower V-Arm Shaft		

# TOYOTA HILUX



**Model**  
RZN194 3RZ-FE 2.7  
Raider, Legend35,  
LN192 5L 3.0D  
Raider D/C, Raider,  
KZ-TE D/C Raider,  
Legend35 - Raised  
Body Models

**Year**  
98-05

**LEFT/  
PASSENGER**

**RIGHT/  
DRIVER**



TR5300



TR5553



TR5553



TR5300



SK515



BJ1062



CS224L



CS224R



SK515



IA5566



BJ1064



CS225L



CS225R



IA5578



BJ1064



IA5585



REMARKS: Various parts of this vehicles suspension may be supplied with grease nipples. PLEASE NOTE THAT ALL PARTS SUPPLIED WITH GREASE NIPPLES MUST BE GREASED PRIOR TO FITMENT

TOYOTA  
HILUX

CONTINUED



PART NO	DESCRIPTION	DIMENSIONS	COMMENTS
TR5300	Outer Tie Rod End	M17 x 1.5mm, 14.6/16.1mm Pin	
TR5553	Inner Tie Rod End	M17 x 1.5mm, 14.6/16.1mm Pin	
BJ1062	Upper Ball Joint	17.0/19.0mm Pin	
CS224L/R	Upper Control Arm		
CS225L/R	Upper Control Arm		
BJ1064	Lower Ball Joint	18.0/20.0mm Pin	
IA5566	Idler Arm	12.5/14.0mm Pin	
IA5578	Pitman Arm	14.0/16.0mm Pin, Ø 30.5mm, Spline - 48T	Manual Steering
IA5585	Pitman Arm	14.6/16.0mm Pin, Ø 31.5mm, Spline - 48T	Power Steering
SK515	Upper V-Arm Shaft		

# TOYOTA HILUX 4X4



**Model**  
RZN169 (3RZ-FE) 2.7i  
DLX S/C, Raider D/C,  
SRX D/C, Legends35,  
LN167 (5L) 3.0i, D,  
Raider, D/C, DE, DLX,  
S/C, DLX, Legends35  
P/up, (1KZ-TE) 3.0 TD

**Year**  
98-05

LEFT/  
PASSENGER

RIGHT/  
DRIVER



TR5300



TR5553



TR5553



TR5300



SK515



BJ1062



CS224L



CS224R



BJ1062



SK515



IA5566



BJ1064



CS225L



CS225R



BJ1064



IA5585



REMARKS: Various parts of this vehicles suspension may be supplied with grease nipples. PLEASE NOTE THAT ALL PARTS SUPPLIED WITH GREASE NIPPLES MUST BE GREASED PRIOR TO FITMENT

PART NO	DESCRIPTION	DIMENSIONS	COMMENTS
TR5300	Outer Tie Rod End	M17 x 1.5mm, 14.6/16.1mm Pin	
TR5553	Inner Tie Rod End	M17 x 1.5mm, 14.6/16.0mm Pin	
BJ1062	Upper Ball Joint	17.0/19.0mm Pin	
CS224L/R	Upper Control Arm		
BJ1064	Lower Ball Joint	18.0/20.0mm Pin	
CS225L/R	Lower Control Arm		
IA5566	Idler Arm	12.5/14.0mm Pin	
IA5585	Pitman Arm	14.6/16.0mm Pin, Ø 31.5mm, Spline - 48T	
SK515	Upper V-Arm Shaft		



# TOYOTA HILUX "VIGO" 4X2, 4X4



**Model**  
1TRFE 2.0i S/Cab, SRX,  
2KD-FTV 2.5TDi D-4D  
S/Cab, SRX, SRX  
S/Cab, HO, Raised  
Body, 2TRFE 2.7i S/  
Cab, D/Cab Raider, HO,  
Raised Body, 1KD-FTV  
3.0D-4D TDi Raider,  
D/Cab Raider, 1GR-FE  
4.0 V6 D/Cab Raider

**Year**  
05-  
13-

**LEFT/  
PASSENGER**



**RIGHT/  
DRIVER**



TOYOTA  
HILUX "VIGO" 4X2, 4X4



CONTINUED

LEFT/  
PASSENGER

RIGHT/  
DRIVER



TR6115



BJ1180



CS375L



CS330L



SK526



CS375R



CS330R



BJ1180



TR6115



PSP012



PSP014



PSP022



REMARKS: BJ1180 - Special Fitting Instructions

1. Dust Cover needs to be removed and the correct collar needs to be used when pressing the ball joint in
2. BJ1180 needs to be pressed in with at least a 6-8 ton press

**TOYOTA**  
HILUX "VIGO" 4X2, 4X4



CONTINUED

PART NO	DESCRIPTION	DIMENSIONS	COMMENTS
TR5958	Outer Tie Rod End	M15 x 1.5mm, 13.0/15.0mm Pin	Standard Body
TR5959	Outer Tie Rod End	M15 x 1.5mm, 15.0/17.0mm Pin	Raised Body
TR5960	Rack End	M14 x 1.5mm, M15 x 1.5mm, Length 295/310mm	
TR6014L/R	Front Stab. Link	Length 140mm	Raised Body
TR6115	Front Stab. Link	Length 172mm	Standard Body
SR5747	Steering Rack		Hi-Rider. Power Steering
SR5854	Steering Rack		Standard Body. Power Steering
BJ1160	Upper Ball Joint	15.0/18.0mm Pin, Base Ø 43.9mm	
CS329L/R	Upper Control Arm		Raised Body
CS374L/R	Upper Control Arm		Standard Body
BJ1180	Lower Ball Joint	16.6/20.0mm Pin, Base Ø 47.3mm	See Remarks
CS375L/R	Lower Control Arm		Standard Body
CS330L/R	Lower Control Arm		Raised Body
PSP012	Power Steering Pump	Has a Lower Flow Rate Than PSP015	Petrol, 7PK
PSP014	Power Steering Pump		2.5 & 3.0 Diesel
PSP022	Power Steering Pump		4.0 V6, 7PK
SK526	Steering Shaft		

# TOYOTA HILUX "VIGO" 4X4



**Model**  
2KD-FTV 2.5TDi D-4D  
S/Cab, SRX, SRX  
S/Cab, HO, 2TRFE  
1KD-FTV 3.0 D-4D TDi  
Raider, D/Cab Raider,  
1GR-FE 4.0i V6 D/Cab  
Raider P/up

**Year**  
05-  
13-

LEFT/  
PASSENGER



TR5959



TR5960

RIGHT/  
DRIVER



TR5960



TR5959



SR5747 - Hi-Rider P/S



TR6014L



BJ1160



CS329L



CS329R



BJ1160



TR6014R



SK526



BJ1180



CS330L



CS330R



BJ1180



PSP012



PSP014



PSP022



REMARKS: BJ1180 - Special Fitting Instructions

1. Dust Cover needs to be removed and the correct collar needs to be used when pressing the ball joint in
2. BJ1180 needs to be pressed in with at least a 6-8 ton press

TOYOTA  
HILUX "VIGO" 4X4



CONTINUED

PART NO	DESCRIPTION	DIMENSIONS	COMMENTS
TR5959	Outer Tie Rod End	M15 x 1.5mm, 15.0/17.0mm Pin	
TR5960	Rack End	M14 x 1.5mm, M15 x 1.5mm, Length 295/310mm	
TR6014L/R	Front Stab. Link	Length 140mm	
SR5747	Steering Rack		Hi-Rider. Power Steering
BJ1160	Upper Ball Joint	15.0/18.0mm Pin, Base Ø 43.9mm	
CS329L/R	Upper Control Arm		
BJ1180	Lower Ball Joint	16.6/20.0mm Pin, Base Ø 47.3mm	See Remarks
CS330L/R	Lower Control Arm		Raised Body
SK526	Steering Shaft		Intermed. Steering
PSP012	Power Steering Pump	Has a Lower Flow Rate Than PSP015	Petrol, 7PK
PSP014	Power Steering Pump		2.5 & 3.0 Diesel
PSP022	Power Steering Pump		4.0 V6, 7PK

# TOYOTA HILUX "REVO"



**Model**  
1TR-FE 2.0, VVT-i,  
2GD-FTV 2.4GD,  
2TR-FE 2.7SRX,  
1GD-FTV 2.8 GD-6,  
4.0 V6

**Year**  
16-

**LEFT/  
PASSENGER**



TR5958



TR5960



TR5959A



TR6430

**RIGHT/  
DRIVER**



TR5960



TR5958



TR6430



TR5959A



SR5874



SR5875



TR6014L



BJ1160



CS329L



CS329R



BJ1160



TR6014R



BJ1180



CS448L



CS448R



BJ1180

# TOYOTA HILUX "REVO"



CONTINUED

LEFT/  
PASSENGER

RIGHT/  
DRIVER



CS374L



CS374R



PSP042



CS375L



CS375R



PSP012



REMARKS: BJ1180 - Special Fitting Instructions

1. Dust Cover needs to be removed and the correct collar needs to be used when pressing the ball joint in
2. BJ1180 needs to be pressed in with at least a 6-8 ton press

PART NO	DESCRIPTION	DIMENSIONS	COMMENTS
TR5958	Outer Tie Rod End	M15 x 1.5mm, 13.0/15.0mm Pin	Standard Body (2.4)
TR5960	Rack End	M14 x 1.5mm, M15 x 1.5mm, Length 295/310mm	Standard Body (2.4)
TR5959A	Outer Tie Rod End	M16 x 1.5mm, 15.3/17.0mm Pin	
TR6430	Rack End	M14 x 1.5mm, M16 x 1.5mm, Length 295/310mm	
TR6014L/R	Front Stab. Link	Length 140mm	
TR6115	Front Stab. Link	Length 172mm	Standard Body
BJ1160	Upper Ball Joint	15.0/18.0mm Pin, Base Ø 43.9mm	Fits CS329 & C374
CS329L/R	Upper Control Arm		
CS374L/R	Upper Control Arm		Standard Body
BJ1180	Lower Ball Joint	16.6/20.0mm Pin, Base Ø 47.3mm	Fits CS375 & CS448
CS375L/R	Lower Control Arm		Standard Body
CS448L/R	Lower Control Arm		Bush ID - 16.5mm
SR5874	Power Steering Rack		4X2
SR5875	Power Steering Rack		4X4
PSP012	Power Steering Pump	Has a Lower Flow Rate Than PSP015	2.0, 2.7 Petrol, 7PK
PSP042	Power Steering Pump		2.4, 2.8

TOYOTA  
LAND CRUISER 4X4



**Model**  
HJ45 H 3.6 P/up, HJ47  
2H 3.9 P/up, FJ45 2F  
4.2 P/up

**Year**  
69-87

LEFT/  
PASSENGER

RIGHT/  
DRIVER



TR1474R

RELAY ROD

TR1473



TR1474L



TR1472

CENTRE ROD

TR1471

REMARKS:

PART NO	DESCRIPTION	DIMENSIONS	COMMENTS
TR1474L	Bell Crank Tie Rod End	M17 x 1.5mm, 13.0/14.0mm Pin	LHT
TR1474R	Relay Rod End RHS	M17 x 1.5mm, 13.0/14.0mm Pin	RHT
TR1473	Relay Rod End LHS	M17 x 1.5mm, 13.0/14.0mm Pin	LHT
TR1472	Centre Rod End RHS	M21 x 1.5mm, 13.0/14.0mm Pin	
TR1471	Centre Rod End LHS	M21 x 1.5mm, 13.0/14.0mm Pin	LHT



TOYOTA  
LAND CRUISER 4X4



**Model**  
PHJ75 236 Perkins 3.9  
DLX, FJ75 3F 4.0 DLX  
P/up, HJ75 3F 4.0 P/up  
FJ62 3F 4.0 GX P/up,  
HJ60 2H 3.9 GX, P/up,  
HJ62 2H 3.9 GX, Turbo  
P/up

**Year**  
85-90  
  
87-90

LEFT/  
PASSENGER

RIGHT/  
DRIVER



TR5383



TR5390



TR5460



TR5384



TR5396



REMARKS: Various parts of this vehicles suspension may be supplied with grease nipples. PLEASE NOTE THAT ALL PARTS SUPPLIED WITH GREASE NIPPLES MUST BE GREASED PRIOR TO FITMENT

PART NO	DESCRIPTION	DIMENSIONS	COMMENTS
TR5383	Outer Relay End	M23 x 1.5mm, 14.5/16.0mm Pin	
TR5390	Inner Tie Rod End	M23 x 1.5mm, 14.5/16.0mm Pin	
TR5384	Outer Short Steering Relay End	M21 x 1.5mm, 16.5/18.2mm Pin	
TR5460	Long Inner Steering Relay End	M21 x 1.5mm, 16.5/18.2mm Pin	PHJ75, FJ75, HJ75
TR5396	Long Inner Steering Relay End	M21 x 1.5mm, 16.5/18.0mm Pin	FJ62, HJ60, HJ62

TOYOTA  
LAND CRUISER 4X4



**Model**  
PHJ75 236 Perkins 3.9  
DLX, HZJ75 3F 4.0 DLX  
P/up, 1FZF 4.2 GX S/W,  
P/up

**Year**  
90-97

LEFT/  
PASSENGER

RIGHT/  
DRIVER



TR5514L



TR5514R



TR5515



TR5517



TR5516



REMARKS: Various parts of this vehicles suspension may be supplied with grease nipples. PLEASE NOTE THAT ALL PARTS SUPPLIED WITH GREASE NIPPLES MUST BE GREASED PRIOR TO FITMENT

PART NO	DESCRIPTION	DIMENSIONS	COMMENTS
TR5514L/R	Outer Tie Rod End	M23 x 1.5mm, 14.7/16.4mm Pin	
TR5516	Inner Tie Rod End	M23 x 1.5mm, 14.6/16.0mm Pin	
TR5517	Outer Short Steering Relay End	M21 x 1.5mm, 16.5/18.0mm Pin	
TR5515	Long Steering Relay End	M21 x 1.5mm, 16.6/18.0mm Pin	

# TOYOTA

## LAND CRUISER 79/80 SERIES 4X4



**Model**  
 FJ80 3F-E 4.0 GX, VX,  
 HDJ80 1HD Turbo 4.2  
 GX, DSL, Std., VX,  
 TD P/up/S/W, HZJ80  
 GX, Std., HZJ105 GX,  
 Std., FZJ80 1FZ-FE 4.5  
 GX, Std., VX, P/up/S/W,  
 FZJ105 GX, Std., 4.7  
 GX S/W

**Year**  
 90-04

**LEFT/  
 PASSENGER**



TR5514L



TR5701



TR5532



TR5533

**RIGHT/  
 DRIVER**



TR5514R



TR5702



TR5532



TR5533



TR5390



REMARKS: Various parts of this vehicles suspension may be supplied with grease nipples. PLEASE NOTE THAT ALL PARTS SUPPLIED WITH GREASE NIPPLES MUST BE GREASED PRIOR TO FITMENT

PART NO	DESCRIPTION	DIMENSIONS	COMMENTS
TR5514L/R	Outer Tie Rod End	M23 x 1.5mm, 14.7/16.4mm Pin	
TR5533	Front Stab. Link	Length 60mm, PCD: 68mm	
TR5702	Relay Rod End RHS	M21 x 1.5mm, 14.8/16.0mm Pin	
TR5701	Relay Rod End LHS	M21 x 1.5mm, 14.8/16.0mm Pin	
TR5532	Rear Stab. Link	19.8mm Pin	
TR5390	Relay Rod End	M23 x 1.5mm, Pin 14.5/16.0mm	

TOYOTA  
LAND CRUISER PRADO 90/95 4X4



**Model**  
3.0 Dies. GX, VX S/W,  
3.4 Petrol GX, VX S/W

**Year**  
96-02

LEFT/  
PASSENGER

RIGHT/  
DRIVER



TR5414



TR5415



TR5415



TR5414



SR5826



TR5979



TR5978



BJ1202



CS313L



CS313R



BJ1202



TR5978



TR5979



BJ1203L



CS314L



CS314R



BJ1203R



REMARKS: Various parts of this vehicles suspension may be supplied with grease nipples. PLEASE NOTE THAT ALL PARTS SUPPLIED WITH GREASE NIPPLES MUST BE GREASED PRIOR TO FITMENT

**TOYOTA**  
**LAND CRUISER PRADO 90/95 4X4**



CONTINUED

PART NO	DESCRIPTION	DIMENSIONS	COMMENTS
TR5414	Outer Tie Rod End	M20 x 1.5mm, 14.8/16.0mm Pin	
TR5415	Rack End	M18 x 1.5mm, M20 x 1.5mm, Length 130/146mm	
TR5978	Front Stab. Link	Length 178mm	
TR5979	Rear Stab. Link	Length 153mm	
BJ1202	Upper Ball Joint	15.9/18.1mm Pin, Base Ø 43.3mm	
CS313L/R	Upper Control Arm		
BJ1203L/R	Lower Ball Joint	17.5/20.0mm Pin	
CS314L/R	Lower Control Arm		
SR5826	Steering Rack		

# TOYOTA

## LAND CRUISER 100-SERIES 4X4



**Model**  
UZJ100, HDJ100 4.2  
VX, 4.5 VX S/W, 4.7

**Year**  
98-06

**LEFT/  
PASSENGER**



**RIGHT/  
DRIVER**



REMARKS:

PART NO	DESCRIPTION	DIMENSIONS	COMMENTS
TR5703	Outer Tie Rod End	M20 x 1.5mm, 18.3/20.7mm Pin	
TR5705	Rack End	M18 x 1.5mm, M20 x 1.5mm, Length 198/214mm	
BJ1219	Upper Ball Joint	15.8/18.0mm Pin, Base Ø 46.3mm	
CS309L/R	Upper Control Arm		
BJ1219B	Lower Ball Joint	20.5mm Pin, Base Ø 51.4mm	
CS310L/R	Lower Control Arm		

TOYOTA  
LAND CRUISER PRADO 120 4X4



**Model**  
GRJ12, KDJ12 3.0 Dies.  
KZ-TE, 4.0 GX, VX S/W

**Year**  
02-09

LEFT/  
PASSENGER

RIGHT/  
DRIVER



REMARKS:

PART NO	DESCRIPTION	DIMENSIONS	COMMENTS
TR5976	Outer Tie Rod End	M15 x 1.5mm, 15.3/17.0mm Pin	
TR5977	Rack End	M22 x 1.5mm, M15 x 1.5mm, Length 260/276mm	
TR6014L/R	Front Stab. Link	Length 140mm	
TR6387	Rear Stab. Link	Length 175mm	
BJ1219	Upper Ball Joint	15.8/18.0mm Pin, Base Ø 46.3mm	
BJ1220	Lower Ball Joint	17.6mm Pin, Base Ø 47.0mm	
CS311L/R	Upper Control Arm		
CS312L/R	Lower Control Arm		

**TOYOTA**  
LAND CRUISER 200-SERIES 4X4



**Model**  
VDJ200  
(1VD-FTV) 4.5D VX V8,  
(1UR-FE) 4.6 VX V8,  
(2UZ-FE) 4.7 VX V8

**Year**  
2010-

**LEFT/  
PASSENGER**

**RIGHT/  
DRIVER**



REMARKS:

PART NO	DESCRIPTION	DIMENSIONS	COMMENTS
TR6478	Outer Tie Rod End	M22 x 1.5mm, 18.2mm Pin, Length 180mm	
TR6479	Rack End	M28 x 1.5mm, M22 x 1.5mm, Length 234/250mm	
TR6480L/R	Front Stab. Link	Length 94mm	
BJ1368	Upper Ball Joint	15.8mm Pin, Base Ø 46.4mm	
CS470L/R	Upper Control Arm		
BJ1369	Lower Ball Joint	20.2mm Pin, Base Ø 54.3mm	
CS471L/R	Lower Control Arm		



**Model**  
2.5D 10/14 Seater,  
Long, Bus, P/van, 2.7  
10/14 Seater, Long,  
"Family", "Ses'fikile",  
2.7i, Bus, P/van

**Year**  
05-

**LEFT/  
PASSENGER**



**RIGHT/  
DRIVER**



REMARKS:

TOYOTA  
QUANTUM

CONTINUED



PART NO	DESCRIPTION	DIMENSIONS	COMMENTS
TR5812	Outer Tie Rod End	M15 x 1.5mm, 14.0/17.0mm Pin	
TR5419A	Rack End	M14 x 1.5mm, M15 x 1.5mm, Length 275/291mm	
TR6110	Front Stab. Link	Length 160mm	
CS304L/R	Upper Control Arm		
BJ1040	Lower Ball Joint	17.0/21.0mm Pin	
CS305L/R	Lower Control Arm		
DL5570	Strut Bar		
SK524	Shaft Assy		Intermed. Steering
SR5746	Steering Rack		
PSP014	Power Steering Pump		2.5 Diesel
PSP015	Power Steering Pump	Has a Higher Flow Rate Than PSP012	2.7 Petrol, 7PK

TOYOTA  
RAV4 I 4X4



**Model**  
1.8 SXA10 SUV, 2.0  
SXA11 SUV

**Year**  
94-02

LEFT/  
PASSENGER

RIGHT/  
DRIVER



TR5709



TR5708



TR5711



TR5710



TR5343A



TR5463



TR5463



TR5343A



TR5530



BJ1105



CS158L



CS158R



BJ1105



TR5530

REMARKS:

PART NO	DESCRIPTION	DIMENSIONS	COMMENTS
TR5708/09	Upper Track Control Arm		
TR5710/11	Lower Track Control Arm		
TR5343A	Outer Tie Rod End	M14 x 1.5mm, 12.6/15.1mm Pin	
TR5463	Rack End	M14 x 1.5mm, M14 x 1.5mm, Length 318/335mm	
TR5530	Front Stab. Link	Length 62.8mm	
BJ1105	Lower Ball Joint	18.0/20.0mm Pin	
CS158L/R	Lower Control Arm		

TOYOTA  
RAV4 II 4X4



Model  
180, 200 SUV

Year  
03-06

LEFT/  
PASSENGER

RIGHT/  
DRIVER



REMARKS:

PART NO	DESCRIPTION	DIMENSIONS	COMMENTS
TR5713	Outer Tie Rod End	M15 x 1.5mm, 12.6/15.0mm Pin	
TR5457	Rack End	M14 x 1.5mm, M15 x 1.5mm, Length 298/315mm	
TR5969	Front Stab. Link	Length 285mm	
TR6109L/R	Rear Stab. Link	Length 100mm	
BJ1050	Lower Ball Joint	15.2/18.0mm Pin	
CS280L/R	Lower Control Arm		

TOYOTA  
RAV4 III 4X4



**Model**  
2.0 GX, VX SUV, 2.2  
GX SUV

**Year**  
06-13

LEFT/  
PASSENGER

RIGHT/  
DRIVER



TR5925



TR5926



TR5926



TR5925



SR5877



TR6160



BJ1188



CS281L



CS281R



BJ1188



TR6160

REMARKS:

PART NO	DESCRIPTION	DIMENSIONS	COMMENTS
TR5925	Outer Tie Rod End	M16 x 1.5mm, 13.5/16.0mm Pin	
TR5926	Rack End	M16 x 1.5mm, M16 x 1.5mm, Length 243/260mm	
TR6160	Front Stab. Link	Length 360mm	
BJ1188	Lower Ball Joint	17.6/21.1mm Pin	
CS281L/R	Lower Control Arm		
SR5877	Power Steering Rack		Electronic Power Steering

TOYOTA  
RAV4 IV



Model  
2.0, 2.2D, 2.5

Year  
13-

LEFT/  
PASSENGER

RIGHT/  
DRIVER



REMARKS:

PART NO	DESCRIPTION	DIMENSIONS	COMMENTS
TR5925	Outer Tie Rod End	M16 x 1.5mm, 13.5/16.0mm Pin	
TR6160	Front Stab. Link	Length 360mm	
BJ1188	Lower Ball Joint	17.6/21.1mm Pin	
CS390L/R	Lower Control Arm		

# TOYOTA STALLION



**Model**  
KF50 5K 1.5 Commuter,  
Bus, SR5, P/up, P/van

**Year**  
87-91

**LEFT/  
PASSENGER**

**RIGHT/  
DRIVER**



TR1514



TR5355



TR5355



TR1514



SK112



BJ946



CS172



CS171



SK112



BJ947



CS174



CS173



BJ947



IA5526



IA5527

REMARKS:

TOYOTA  
STALLION

CONTINUED



PART NO	DESCRIPTION	DIMENSIONS	COMMENTS
TR1514	Outer Tie Rod End	M14 x 1.5mm, 12.9/14.1mm Pin	
TR5355	Inner Tie Rod End	M14 x 1.5mm, 12.6/14.2mm Pin	
BJ946	Upper Ball Joint	15.4/17.0mm Pin	
BJ947	Lower Ball Joint	17.0/19.5mm Pin	
CS171	Upper Control Arm		
CS172	Upper Control Arm		
CS173	Lower Control Arm		
CS174	Lower Control Arm		
IA5526	Idler Arm	13.0/14.0mm Pin	
IA5527	Pitman Arm	13.0/14.0mm Pin, Ø 26.5mm, Spline - 40T	
SK112	Upper V-Arm Shaft		



# TOYOTA STALLION, VENTURE



**Model**  
YH50 2Y 1.8, SR5 P/up,  
P/van, LF 2L 2.4  
P/up, YH50 2Y 1.8 8/10  
Seater P/van, YF51 4Y  
2.2 10 Seater, Gateway  
5 Seater, GLE 9 Seater  
P/van, LF50 2L 2.4 10  
Seater P/van

**Year**  
91-04

**LEFT/  
PASSENGER**

**RIGHT/  
DRIVER**



TR5399



TR5400



TR5400



TR5399



SK112



BJ946



CS172



CS171



BJ946



SK112



BJ947



CS174



CS173



BJ947



SR5720



SR59892



SK518 P/S



SK512 M/S

TOYOTA  
STALLION, VENTURE



CONTINUED

LEFT/  
PASSENGER

RIGHT/  
DRIVER



SK505 M/S  
SK506 P/S

REMARKS:

PART NO	DESCRIPTION	DIMENSIONS	COMMENTS
TR5399	Outer Tie Rod End	M14 x 1.5mm, 13.0/14.0mm Pin	LHT
TR5400	Rack End	M14 x 1.5mm, M14 x 1.5mm, Length 296/312mm	
BJ946	Upper Ball Joint	15.4/17.0mm Pin	
CS171	Upper Control Arm		
CS172	Upper Control Arm		
SK112	Upper V-Arm Shaft		
BJ947	Lower Ball Joint	17.0/19.5mm Pin	
CS173	Lower Control Arm		
CS174	Lower Control Arm		
SR5720	Steering Rack		Power Steering
SR59892	Steering Rack		Manual Steering
SK518	Steering Shaft		Power Steering. Intermed
SK512	Steering Shaft		Manual Steering. Intermed
SK506	Shaft Complete		Power Steering
SK505	Shaft Complete		Manual Steering

**Model**  
KF20 4K 1.3 P/up,  
P/up, Bus, KF21 5K 1.5  
P/up, P/van, Bus

**Year**  
82-87

LEFT/  
PASSENGER

RIGHT/  
DRIVER



TR1514



TR1514



SK101



SK101

REMARKS:

PART NO	DESCRIPTION	DIMENSIONS	COMMENTS
TR1514	Outer Tie Rod End	M14 x 1.5mm, 12.9/14.1mm Pin	
SK101	Upper V-Arm Shaft		

# TOYOTA YARIS



**Model**  
1.0 T1 3/5 Dr. Hatch,  
1.3 T3, T3+, Spirit,  
Saloon 3/5 Dr. Hatch,  
Sedan

**Year**  
05-

**LEFT/  
PASSENGER**



**RIGHT/  
DRIVER**



REMARKS:

TOYOTA  
YARIS



CONTINUED

PART NO	DESCRIPTION	DIMENSIONS	COMMENTS
TR5470	Outer Tie Rod End	M14 x 1.5mm, 13.0/15.0mm Pin	
TR5467	Rack End	M14 x 1.5mm, M14 x 1.5mm, Length 272/290mm	
TR5836	Outer Tie Rod End	M12 x 1.25mm, 12.7/15.0mm Pin	Alt.
TR5837	Rack End	M14 x 1.5mm, M12 x 1.25mm Length 240/257mm	Alt.
TR6239	Rack End	M14 x 1.5mm, M14 x 1.5mm, Length 238/256mm	Alt.
TR6161	Front Stab. Link	Length 358mm	
SR5822	Steering Rack		Manual Steering
BJ1134	Lower Ball Joint	13.5/16.7mm Pin, Ø 36.8mm Base	
CS246L/R	Lower Control Arm		

# VOLKSWAGEN AMAROK



**Model**  
2.0 TSi, 2.0 TDi, 2.0  
BiTDi

**Year**  
10-

**LEFT/  
PASSENGER**



TR5861



TR5860



BJ1295



CS831L



BJ1294



CS830L

**RIGHT/  
DRIVER**



TR5860



TR5861



CS831R



BJ1295



CS830R



BJ1294

REMARKS:

PART NO	DESCRIPTION	DIMENSIONS	COMMENTS
TR5861	Outer Tie Rod End	M16 x 1.5mm, 16.5/20.2mm Pin	
TR5860	Rack End	M16 x 1.5mm, M16 x 1.5mm, Length 291/307mm	
BJ1295	Upper Ball Joint	15.7/19.0mm Pin, Base Ø 45.1mm	
CS831L/R	Upper Control Arm		
BJ1294	Lower Ball Joint	20.7/25.4 mm Pin, Base Ø 49mm	
CS830L/R	Lower Control Arm		

# VOLKSWAGEN BEETLE



**Model**  
1.2, 1.3, 1.5, 1.6 DL,  
Fun Bug, Jeans, L, Lux  
Bug, S, Snug Bug, SP,  
Super Bug

**Year**  
61-79

LEFT/  
PASSENGER

RIGHT/  
DRIVER



TR904



TR904



TR904



TR904



TR911B



TR911

REMARKS:

PART NO	DESCRIPTION	DIMENSIONS	COMMENTS
TR904	Inner/Outer Tie Rod End	M14 x 1.5mm, 10.7/12.2mm Pin	
TR911	Inner Tie Rod End	M14 x 1.5mm, 12.0mm Pin, Length 90mm	
TR911B	Inner Tie Rod End	M14 x 1.5mm, 10.7/12.2mm Pin, Length 143.5mm	

# VOLKSWAGEN BEETLE



**Model**  
1.8T Coupe, 2.0i  
Coupe, Convertible,  
Highline, Cabrio

**Year**  
00-

**LEFT/  
PASSENGER**

**RIGHT/  
DRIVER**



TR5538



TR5540



TR5540



TR5538



TR5706



TR5595



TR5595



TR5706



SR5862



TR5600



BJ1054



CS139L



CS139R



BJ1053



TR5599



PSP021

REMARKS:



# VOLKSWAGEN BEETLE

CONTINUED



PART NO	DESCRIPTION	DIMENSIONS	COMMENTS
TR5538	Outer Tie Rod End	M14 x 1.5mm, 13.2/17.1mm Pin	To Chassis 1-C-W047-124 Short
TR5540	Rack End	M16 x 1.5mm, M14 x 1.5mm, Length 339/359mm	To Chassis 1-C-W047-124 Long
TR5706	Outer Tie Rod End	M14 x 1.5mm, 13.2/17.1mm Pin	To Chassis 1-C-W047-125 Long
TR5595	Rack End	M16 x 1.5mm, M14 x 1.5mm, Length 324/342mm	To Chassis 1-C-W047-125 Short
TR5599	Front Stab. Link	Length 336mm	
TR5600	Front Stab. Link	Length 336mm	
SR5862	Steering Rack		Power Steering
BJ1053/54	Lower Ball Joint	15.0/19.0mm Pin	
CS139L/R	Lower Control Arm		
PSP021	Power Steering Pump		

# VOLKSWAGEN BEETLE





**Model**  
1.2 TSi  
1.4 TSi

**Year**  
12-

**LEFT/  
PASSENGER**

**RIGHT/  
DRIVER**



REMARKS:

# VOLKSWAGEN BEETLE

CONTINUED



PART NO	DESCRIPTION	DIMENSIONS	COMMENTS
TR5538	Outer Tie Rod End	M14 x 1.5mm, 13.2mm/17.1mm Pin	To Chassis 1-C-W047-124 Short
TR5540	Rack End	M16 x 1.5mm, M14 x 1.5mm, Length 339/359mm	To Chassis 1-C-W047-124 Long
TR5706	Outer Tie Rod End	M14 x 1.5mm, 13.2/17.1mm Pin	To Chassis 1-C-W047-125 Long
TR5595	Rack End	M16 x 1.5mm, M14 x 1.5mm, Length 324/342mm	To Chassis 1-C-W047-125 Short
TR5842	Outer Tie Rod End	M16 x 1.5mm, 13.2/16.0mm Pin	
TR6338	Rack End	M16 x 1.5mm, M16 x 1.5mm, Length 330/350mm	
TR5599	Front Stab. Link	Length 336mm	
TR5600	Front Stab. Link	Length 336mm	
BJ1053/54	Lower Ball Joint	15.0/19.0mm Pin	
CS139L/R	Lower Control Arm		
BJ1139L/R	Lower Ball Joint	15.4/19.8mm Pin	
CS415L/R	Lower Control Arm		

# VOLKSWAGEN CADDY



**Model**  
1.6 Club, Citi, Citi Club  
P/up, 1.8 L, Sport P/up

**Year**  
81-03

LEFT/  
PASSENGER



TR5140



TR5140A

RIGHT/  
DRIVER



TR5140A



TR5140



SR5718



BJ832



CS108L



CS108R



BJ832

REMARKS:

PART NO	DESCRIPTION	DIMENSIONS	COMMENTS
TR5140	Outer Tie Rod End	M14 x 1.5mm, 12.5/14.0mm Pin	
TR5140A	Rack End	M22 x 1.5mm, M14 x 1.5mm, Length 337mm	
SR5718	Steering Rack		Complete
BJ832	Lower Ball Joint	17mm Pin	
CS108L/R	Lower Control Arm		

# VOLKSWAGEN CADDY



**Model**  
1.6i Life MPV, 1.9 TDi,  
Life MPV  
1.6i Van, 1.9 TDi Van,  
2.0 SDi Van  
2.0 TDi

**Year**  
04-  
10-

**LEFT/  
PASSENGER**

**RIGHT/  
DRIVER**



TR5842



TR5841



TR5841



TR5842



BJ1139L



CS247L



CS247R



BJ1139R



TR5849



CS274L



CS274R



TR5849



TR5953



CS455L



CS455R



TR5953



TR6212



CS461L



CS461R



TR6212

VOLKSWAGEN  
CADDY

CONTINUED



REMARKS:

PART NO	DESCRIPTION	DIMENSIONS	COMMENTS
TR5842	Outer Tie Rod End	M16 x 1.5mm, 13.2/16.0mm Pin	
TR5841	Rack End	M16 x 1.5mm, M16 x 1.5mm, Length 311mm	
TR5849	Front Stab. Link	Length 335mm	
TR5953	Rear Stab. Link	Length 95mm	Alt.
TR6212	Rear Stab. Link	Length 241mm	
BJ1139L/R	Lower Ball Joint	15.4/19.8mm Pin	
CS247L/R	Lower Control Arm		Cast Iron
CS274L/R	Lower Control Arm		Sheet Metal
CS455L/R	Lower Control Arm		2010-
CS461L/R	Lower Control Arm		04-11

**Model**  
2.0 TDi  
2.0 TSi  
3.6 V6 FSi

**Year**  
09-

**LEFT/  
PASSENGER**

**RIGHT/  
DRIVER**



REMARKS:

PART NO	DESCRIPTION	DIMENSIONS	COMMENTS
TR5842	Outer Tie Rod End	M16 x 1.5mm, 13.2/16.0mm Pin	
TR5841	Rack End	M16 x 1.5mm, M16 x 1.5mm, Length 311mm	
TR5849	Front Stab. Link	Length 335mm	
TR6212	Rear Stab. Link	Length 241mm	
BJ1182L/R	Lower Ball Joint	15.3/18.7mm Pin	
CS283L/R	Lower Control Arm		





# VOLKSWAGEN CRAFTER



**Model**                      **Year**  
35/50 HR 2.5 TDi P/van    07-

**LEFT/  
PASSENGER**

**RIGHT/  
DRIVER**



TR5927

TR5928



TR5928

TR5927



TR5929L



BJ1183



CS286L



CS286R



BJ1183



TR5929R

REMARKS:

PART NO	DESCRIPTION	DIMENSIONS	COMMENTS
TR5927	Outer Tie Rod End	M16 x 1.5mm, 16.8/18.4mm Pin	
TR5928	Rack End	M18 x 1.5mm, M16 x 1.5mm, Length 401/417mm	
TR5929L/R	Front Stab. Link	Length 137mm	
BJ1183	Lower Ball Joint	21.7/26.8mm Pin, Base Ø 45.3mm	
CS286L/R	Lower Control Arm		

# VOLKSWAGEN EOS



**Model**  
2.0 FSi  
1.4 TSi  
2.0 TSi  
2.0 TFSi

**Year**  
07-

LEFT/  
PASSENGER

RIGHT/  
DRIVER



REMARKS:

PART NO	DESCRIPTION	DIMENSIONS	COMMENTS
TR5842	Outer Tie Rod End	M16 x 1.5mm, 13.2/16.0mm Pin	
TR5841	Rack End	M16 x 1.5mm, M16 x 1.5mm, Length 311mm	
TR5849	Front Stab. Link	Length 335mm	
TR5953	Rear Stab. Link	Length 95mm	Alt.
BJ1139L/R	Lower Ball Joint	15.4/19.8mm Pin	
CS247L/R	Lower Control Arm		Cast Iron

# VOLKSWAGEN GOLF I



**Model**  
1.1 GL, L, LS, 1.3 GL,  
L, LS, 1.5 GL Diesel,  
GLS, 1.6 GL Diesel,  
GTS, 1.8 GTi

**Year**  
78-85

**LEFT/  
PASSENGER**

**RIGHT/  
DRIVER**



SR5718



REMARKS:

PART NO	DESCRIPTION	DIMENSIONS	COMMENTS
TR5140	Outer Tie Rod End	M14 x 1.5mm, 12.5/14.0mm Pin	
TR5140A	Rack End	M22 x 1.5mm, M14 x 1.5mm, Length 337mm	
SR5718	Steering Rack		Complete
BJ832	Lower Ball Joint	17mm Pin	
BJ835	Lower Ball Joint	15mm Pin	
CS108L/R	Lower Control Arm		

# VOLKSWAGEN GOLF II



**Model**  
1.3 CL, 1.6 CSL, 1.8  
CSX, GTi, GTS, 2.0 GTi,  
2.0 GTi

**Year**  
84-92

LEFT/  
PASSENGER

RIGHT/  
DRIVER



REMARKS:

## VOLKSWAGEN

## GOLF II

CONTINUED



PART NO	DESCRIPTION	DIMENSIONS	COMMENTS
TR5191	Outer Tie Rod End	M14 x 1.5mm, 12.6/14.5mm Pin	
TR5192	Rack End	M22 x 1.5mm, M14 x 1.5mm, Length 368mm	Manual Steering
TR5473	Rack End	M14 x 1.5mm, M14 x 1.5mm, Length 343/363mm	Power Steering
SR5716	Steering Rack		Complete Manual Steering
BJ856	Lower Ball Joint	17mm Pin	From Ch. H999 999 (84-89)
CS109L/R	Lower Control Arm		84-88
BJ957	Lower Ball Joint	19mm Pin	From Ch. J000 001 (88-92)
CS110	Lower Control Arm		88-92

# VOLKSWAGEN GOLF III



**Model**  
1.6 GS, 1.8 GSX, GTS,  
2.0 GTi, GTi Exec., 2.8  
VR6, Exec.

**Year**  
92-99

LEFT/  
PASSENGER

RIGHT/  
DRIVER



TR5191



TR5437



TR5438



TR5437



TR5438



TR5191



SR59411



BJ957



CS111



BJ1031



PSP021



CS111



BJ957



BJ1031



PSP001

REMARKS:

## VOLKSWAGEN

GOLF III

CONTINUED



PART NO	DESCRIPTION	DIMENSIONS	COMMENTS
TR5191	Outer Tie Rod End	M14 x 1.5mm, 13.0/14.5mm Pin	
TR5437	Rack End	M22 x 1.5mm, M14 x 1.5mm, Length 394mm	Manual Steering
TR5438	Rack End	M14 x 1.5mm, M14 x 1.5mm, Length 368/398mm	Power Steering
SR59411	Steering Rack		Complete Manual Steering
BJ957	Lower Ball Joint	19mm Pin	Excl. VR6
BJ1031	Lower Ball Joint	16.4/18.5mm Pin	VR6
CS111	Lower Control Arm		Excl. VR6
PSP001	Power Steering Pump		
PSP021	Power Steering Pump		VR6

# VOLKSWAGEN GOLF IV



**Model**  
1.6i Comfortline, Std,  
1.8 GTi, Highline, 1.8T  
GTi, 1.9 TDi Highline,  
2.0i Cabrio, Highline

**Year**  
99-04

**LEFT/  
PASSENGER**



TR5538



TR5540



TR5706



TR5595

**RIGHT/  
DRIVER**



TR5540



TR5538



TR5595



TR5706



SR5862



TR5600



BJ1054



CS139L



CS139R



BJ1053



TR5599



PSP021

REMARKS:



## VOLKSWAGEN

## GOLF IV

CONTINUED



PART NO	DESCRIPTION	DIMENSIONS	COMMENTS
TR5538	Outer Tie Rod End	M14 x 1.5mm, 13.2/17.1mm Pin	To Chassis 1-C-W047-124 Short
TR5540	Rack End	M16 x 1.5mm, M14 x 1.5mm, Length 339/359mm	To Chassis 1-C-W047-124 Long
TR5706	Outer Tie Rod End	M14 x 1.5mm, 13.2/17.1mm Pin	To Chassis 1-C-W047-125 Long
TR5595	Rack End	M16 x 1.5mm, M14 x 1.5mm, Length 324/342mm	To Chassis 1-C-W047-125 Short
TR5599	Front Stab. Link	Length 336mm	
TR5600	Front Stab. Link	Length 336mm	
SR5862	Steering Rack		Power Steering
BJ1053/54	Lower Ball Joint	15.0/19.0mm Pin	
CS139L/R	Lower Control Arm		
PSP021	Power Steering Pump		

# VOLKSWAGEN

## GOLF V, GOLF VI



Model	Year
1.6i Trendline, Comfortline, Tiptronic, 1.9 TDi Comfortline, DSG, 2.0 FSi Sport, Tiptronic, 2.0 TDi Sport, DSG, 2.0i Comfortline, GTi, GTi DSG, Trendline	04-09
1.4 TSi Comfortline, Highline, Trendline, 1.6i Trendline, 1.6 TDi Comfortline, DSG, 2.0 GTi, DSG, 2.0 GTi, DSG, 2.0 TDi Highline	09-

LEFT/  
PASSENGER

RIGHT/  
DRIVER



TR5842



TR5841



TR5841



TR5842



BJ1139L



CS247L



CS247R



BJ1139R



TR5849



CS274L



CS274R



TR5849



TR5953



CS461L



CS461R



TR5953

VOLKSWAGEN  
GOLF V, GOLF VI



CONTINUED

REMARKS:

PART NO	DESCRIPTION	DIMENSIONS	COMMENTS
TR5842	Outer Tie Rod End	M16 x 1.5mm, 13.2/16.0mm Pin	
TR5841	Rack End	M16 x 1.5mm, M16 x 1.5mm, Length 311mm	
TR5849	Front Stab. Link	Length 335mm	
TR5953	Rear Stab. Link	Length 95mm	
BJ1139L/R	Lower Ball Joint	15.4/19.8mm Pin	
CS247L/R	Lower Control Arm		Cast Iron
CS274L/R	Lower Control Arm		Sheet Metal
CS461L/R	Lower Control Arm		Golf VI Only

# VOLKSWAGEN GOLF VII



**Model**  
1.2 TSi  
1.4 TSi  
1.4 TSi  
2.0 TDi  
2.0 TDi  
2.0 TSi GTi  
2.0 TSi R

**Year**  
13-

**LEFT/  
PASSENGER**

**RIGHT/  
DRIVER**



REMARKS:

PART NO	DESCRIPTION	DIMENSIONS	COMMENTS
TR5842	Outer Tie Rod End	M16 x 1.5mm, 13.2/16.0mm Pin	
TR5841	Rack End	M16 x 1.5mm, M16 x 1.5mm, Length 311mm	
TR5849	Front Stab. Link	Length 335mm	
TR6337	Rear Stab. Link	Length 70mm	
BJ1139L/R	Lower Ball Joint	15.4/19.8mm Pin	
BJ1182L/R	Lower Ball Joint	15.3/18.7mm Pin	Alt.
CS414L/R	Lower Control Arm		

# VOLKSWAGEN JETTA I



**Model**  
1.3 GL, LS, 1.5 GLS,  
GLX, 1.6 GLS, 1.8 GLi

**Year**  
80-85

**LEFT/  
PASSENGER**



**RIGHT/  
DRIVER**



REMARKS:

PART NO	DESCRIPTION	DIMENSIONS	COMMENTS
TR5140	Outer Tie Rod End	M14 x 1.5mm, 12.5/14.0mm Pin	
TR5140A	Rack End	M22 x 1.5mm, M14 x 1.5mm, Length 337mm	
SR5718	Steering Rack		Complete
BJ832	Lower Ball Joint	17mm Pin	
BJ835	Lower Ball Joint	15mm Pin	
CS108L/R	Lower Control Arm		

# VOLKSWAGEN JETTA II



**Model**  
1.6 CSL, 1.8 CLi, CLi  
Exec., CLX, CSi, CSX,  
2.0 CLi, 8/16V,  
Executive

**Year**  
85-93

LEFT/  
PASSENGER

RIGHT/  
DRIVER



REMARKS:

## VOLKSWAGEN

## JETTA II

CONTINUED



PART NO	DESCRIPTION	DIMENSIONS	COMMENTS
TR5191	Outer Tie Rod End	M14 x 1.5mm, 13.0/14.5mm Pin	
TR5192	Rack End	M22 x 1.5mm, M14 x 1.5mm, Length 368mm	Manual Steering
TR5473	Rack End	M14 x 1.5mm, M14 x 1.5mm, Length 343/363mm	Power Steering
SR5716	Steering Rack		Complete Manual Steering
BJ856	Lower Ball Joint	17mm Pin	From Ch. H999 999
CS109L/R	Lower Control Arm		84-88
BJ957	Lower Ball Joint	19mm Pin	From Ch. J000 001
CS110	Lower Control Arm		88-92

# VOLKSWAGEN JETTA III



**Model**  
1.6 CSL, 1.8 CSX, CSX,  
2.0 CLi, CLi Exec., 2.8  
VR6 Exec.

**Year**  
92-99

LEFT/  
PASSENGER

RIGHT/  
DRIVER



TR5191



TR5437



TR5438



TR5437



TR5438



TR5191



SR59411



BJ957



CS111



BJ1031



PSP021



CS111



BJ957



BJ1031



PSP001

REMARKS:



## VOLKSWAGEN

JETTA III

CONTINUED



PART NO	DESCRIPTION	DIMENSIONS	COMMENTS
TR5191	Outer Tie Rod End	M14 x 1.5mm, 13.0/14.5mm Pin	
TR5437	Rack End	M22 x 1.5mm, M14 x 1.5mm, Length 394mm	Manual Steering
TR5438	Rack End	M14 x 1.5mm, M14 x 1.5mm, Length 368/398mm	Power Steering
SR59411	Steering Rack		Complete Manual Steering
BJ957	Lower Ball Joint	19mm Pin	Excl. VR6
BJ1031	Lower Ball Joint	16.4/18.5mm Pin	VR6
CS111	Lower Control Arm		Excl. VR6
PSP001	Power Steering Pump		
PSP021	Power Steering Pump		

# VOLKSWAGEN JETTA IV



**Model**  
1.6i Comfortline, Std.,  
1.9 TDi Highline, 2.0i  
Highline, 2.3 V5

**Year**  
99-05

**LEFT/  
PASSENGER**

**RIGHT/  
DRIVER**



TR5538



TR5540



TR5706



TR5595



TR5540



TR5538



TR5595



TR5706



SR5862



TR5600



BJ1054



CS139L



CS139R



BJ1053



TR5599



PSP021

REMARKS:

## VOLKSWAGEN

JETTA IV

CONTINUED



PART NO	DESCRIPTION	DIMENSIONS	COMMENTS
TR5538	Outer Tie Rod End	M14 x 1.5mm, 13.2/17.1mm Pin	To Chassis 1-C-W047-124 Short
TR5540	Rack End	M16 x 1.5mm, M14 x 1.5mm, Length 339/359mm	To Chassis 1-C-W047-124 Long
TR5706	Outer Tie Rod End	M14 x 1.5mm, 13.2/17.1mm Pin	To Chassis 1-C-W047-125 Long
TR5595	Rack End	M16 x 1.5mm, M14 x 1.5mm, Length 324/342mm	To Chassis 1-C-W047-125 Short
TR5599	Front Stab. Link	Length 336mm	
TR5600	Front Stab. Link	Length 336mm	
SR5862	Steering Rack		Power Steering
BJ1053/54	Lower Ball Joint	15.0/19.0mm Pin	
CS139L/R	Lower Control Arm		
PSP021	Power Steering Pump		

# VOLKSWAGEN JETTA V



**Model**  
1.6i Trendline,  
Comfortline, Tiptronic,  
1.9 TDi Comfortline,  
DSG, 2.0, T FSi  
Sportline, Sportline  
DSG, 2.0 TDi  
Sportline, 2.0i  
Comfortline, Trendline

**Year**  
05-

**LEFT/  
PASSENGER**

**RIGHT/  
DRIVER**



TR5842



TR5841



TR5841



TR5842



BJ1139L



CS247L



CS247R



BJ1139R



TR5849



TR5953



CS274L



CS274R



TR5953



TR5849

REMARKS:

PART NO	DESCRIPTION	DIMENSIONS	COMMENTS
TR5842	Outer Tie Rod End	M16 x 1.5mm, 13.2/16.0mm Pin	
TR5841	Rack End	M16 x 1.5mm, M16 x 1.5mm, Length 311mm	
TR5849	Front Stab. Link	Length 335mm	
TR5953	Rear Stab. Link	Length 95mm	
BJ1139L/R	Lower Ball Joint	15.4/19.8mm Pin	
CS247L/R	Lower Control Arm		Cast Iron
CS274L/R	Lower Control Arm		Sheet Metal

# VOLKSWAGEN JETTA VI



**Model**  
1.2 TSi  
1.4 TSi  
1.4 TSi  
1.6 TDi  
2.0 TDi

**Year**  
11-

**LEFT/  
PASSENGER**

**RIGHT/  
DRIVER**



TR5842

TR5841



TR5841

TR5842



BJ1139L



CS247L



CS247R



BJ1139R



TR5849

TR5953



CS460L



CS460R



TR5953

TR5849

REMARKS:

PART NO	DESCRIPTION	DIMENSIONS	COMMENTS
TR5842	Outer Tie Rod End	M16 x 1.5mm, 13.2/16.0mm Pin	
TR5841	Rack End	M16 x 1.5mm, M16 x 1.5mm, Length 311mm	
TR5849	Front Stab. Link	Length 335mm	
TR5953	Rear Stab. Link	Length 95mm	Alt.
BJ1139L/R	Lower Ball Joint	15.4/19.8mm Pin	
CS247L/R	Lower Control Arm		Cast Iron
CS460L/R	Lower Control Arm		Alt.

VOLKSWAGEN  
KOMBI T1



**Model**  
1.2 P/up, P/van, 1.5  
Fleetline P/up, P/van

**Year**  
57-68

LEFT/  
PASSENGER

RIGHT/  
DRIVER



TR904



TR904

REMARKS:

PART NO	DESCRIPTION	DIMENSIONS	COMMENTS
TR904	Outer Tie Rod End	M14 x 1.5mm, 10.7/12.2mm Pin	

# VOLKSWAGEN KOMBI T2



**Model**  
1.6 Bus, Fleetline,  
P/van, P/up, 1.7  
Microbus, 1.8 P/van,  
Microbus, 2.0 L  
Microbus, Exec.  
Microbus, Kamper,  
P/up, P/van

**Year**  
67-80


**LEFT/  
PASSENGER**


  
**TR1377**


  
**BJ264**

  
**BJ264**

**RIGHT/  
DRIVER**

  
**TR1377**

  
**BJ264**

  
**BJ264**

REMARKS:

PART NO	DESCRIPTION	DIMENSIONS	COMMENTS
TR1377	Outer Tie Rod End	M16 x 1.5mm, 13.0/14.0mm Pin	
BJ264	Upper/Lower Ball Joint	19.5/21.9mm, Base Ø 48.2mm	

# VOLKSWAGEN KOMBI T2



**Model**                      **Year**  
 1.8 P/van (Jetta Eng.),    75-90  
 1.9 Microbus, P/van,  
 2.1 Fi Caravelle,  
 Microbus

LEFT/  
PASSENGER

RIGHT/  
DRIVER



TR5140



TR5140AB



TR5140AB



TR5140



SR5976



BJ268



BJ268



BJ948



BJ948

REMARKS:

PART NO	DESCRIPTION	DIMENSIONS	COMMENTS
TR5140	Outer Tie Rod End	M14 x 1.5mm, 12.5/14.0mm Pin	
TR5140AB	Rack End	M14 x 1.5mm, M14 x 1.5mm, Length 381/398mm	
SR5976	Steering Rack		
BJ268	Upper Ball Joint	18.2/20.5mm Pin	
BJ948	Lower Ball Joint	19.7/22.5mm Pin, Base Ø 48.4mm	



# VOLKSWAGEN KOMBI T3



**Model**  
1.8i Microbus,  
Caravelle, 2.3i  
Caravelle, Volksiebus,  
2.5i Caravelle,  
Microbus, 2.6i  
Microbus, Caravelle

**Year**  
89-94

**LEFT/  
PASSENGER**



**RIGHT/  
DRIVER**



REMARKS:

PART NO	DESCRIPTION	DIMENSIONS	COMMENTS
TR5140	Outer Tie Rod End	M14 x 1.5mm, 12.5/14.0mm Pin	
TR5140AB	Rack End	M14 x 1.5mm, M14 x 1.5mm, Length 381/398mm	
SR5976	Steering Rack		Complete
BJ1024	Upper Ball Joint	18.0/20.2mm Pin, Base Ø 45.5mm	
BJ1025	Lower Ball Joint	20.3/22.6mm Pin	

# VOLKSWAGEN KOMBI T3 SERIES



**Model**  
2.1 Fi Syncro

**Year**  
89-93

LEFT/  
PASSENGER

RIGHT/  
DRIVER



TR5140



TR5140AB



TR5140AB



TR5140



SR5976



BJ268



BJ268



BJ948



BJ948

REMARKS:

PART NO	DESCRIPTION	DIMENSIONS	COMMENTS
TR5140	Outer Tie Rod End	M14 x 1.5mm, 12.5/14.0mm Pin	
TR5140AB	Rack End	M14 x 1.5mm, M14 x 1.5mm, Length 381/398mm	
SR5976	Steering Rack		
BJ268	Upper Ball Joint	18.2/20.5mm Pin	
BJ948	Lower Ball Joint	19.7/22.5mm Pin, Base Ø 48.4mm	

# VOLKSWAGEN KOMBI T4




**Model**  
2.5 TDi Microbus, 2.8i  
Caravelle

**Year**  
99-04

LEFT/  
PASSENGER

RIGHT/  
DRIVER



REMARKS:

PART NO	DESCRIPTION	DIMENSIONS	COMMENTS
TR5717	Outer Tie Rod End	M16 x 1.5mm, 14.7/18.3mm Pin	
TR5718	Rack End	M14 x 1.5mm, M16 x 1.5mm, Length 298/314mm	
TR5804	Front Stab. Link	Length 109mm	
BJ1024	Upper Ball Joint	18.0/20.2mm Pin, Base Ø 45.5mm	
BJ1025	Lower Ball Joint	20.3/22.6mm Pin	

# VOLKSWAGEN KOMBI T5



<b>Model</b>	<b>Year</b>
1.9TDi Crewbus, Microbus Van, P/van, S/cab, D/cab, P/up, Beach, 2.5 TDi Crewbus, Caravelle, Van, P/van 96/128, Beach, California, S/cab, D/cab, HO P/up, 3.2 V6 Caravelle, S/cab, D/cab, P/up 2.0 BT, TDi	04-           10-



REMARKS:

PART NO	DESCRIPTION	DIMENSIONS	COMMENTS
TR5850	Outer Tie Rod End	M16 x 1.5mm, 17.0/20.0mm Pin	
TR5851	Rack End	M15 x 1.5mm, M16 x 1.5mm, Length 177mm/193mm	
TR5859	Front Stab. Link	Length 260mm	
BJ1163	Lower Ball Joint	18.2/21.9mm Pin	Max Weight 2.6 - 3.0T
BJ1191	Lower Ball Joint	20.3/22.5mm Pin	Off Camber Holes
BJ1330	Lower Ball Joint	18.2mm Pin	Max Weight 3.2T
CS255L/R	Lower Control Arm		

# VOLKSWAGEN PASSAT



**Model**  
1.3 L, LS Sedan & Hatch, Variant, 1.5 GL S/W, Variant, LS fastback, 1.6 LS Coupe, LX Hatchback  
1.6 GL, GLS Fastback, S/W Sedan, LS fastback, 1.8 CL Sedan, CL Variant, 1.9 GLS Hatchback, GLX Sedan, S/W, 2.2 CLi, CLX

**Year**  
74-87

**LEFT/  
PASSENGER**



TR5188



BJ855

**RIGHT/  
DRIVER**



TR5188



BJ855

REMARKS:

PART NO	DESCRIPTION	DIMENSIONS	COMMENTS
TR5188	Outer Tie Rod End	M14 x 1.5mm, 11.0/12.5mm Pin	81-87
BJ855	Lower Ball Joint	17mm Pin	77-87

# VOLKSWAGEN PASSAT





**Model**  
1.8T, 2.8 Quattro, 2.3  
V5

**Year**  
99-05

LEFT/  
PASSENGER

RIGHT/  
DRIVER



REMARKS:

# VOLKSWAGEN PASSAT



CONTINUED

PART NO	DESCRIPTION	DIMENSIONS	COMMENTS
TR5491	Outer Tie Rod End	M14 x 1.5mm, 17.5mm Pin	
TR5492	Rack End	M16 x 1.5mm, M14 x 1.5mm, Length 130/147mm	
TR5589L/R	Stab. Link Front Axle	Length 90mm	
TR5456	Stab. Link Rear Axle	Length 119mm	
TR5597	Rear Axle Rod	Length 293mm	
BJ1032	Front Upper Link Arm	16mm Pin	
BJ1033	Front Upper Link Arm	16mm Pin	
BJ1020	Front Lower Wishbone Link Arm	20.7/23.4mm Pin	
BJ1034	Rear Upper Link Arm	16mm Pin	
BJ1035	Rear Upper Link Arm	16mm Pin	
BJ292	Front Axle-Lower Rear Track Control Arm	15.3/19.8mm Pin	LHS
BJ293	Front Axle-Lower Rear Track Control Arm	15.3/19.8mm Pin	RHS

# VOLKSWAGEN PASSAT



**Model**  
1.9 TDi Comfortline,  
2.0 FSi Highline,  
Comfortline, Tip., 2.0T  
FSi Sportline Tiptronic,  
2.0 TDi Highline, DSG

**Year**  
05-

LEFT/  
PASSENGER

RIGHT/  
DRIVER



REMARKS:

PART NO	DESCRIPTION	DIMENSIONS	COMMENTS
TR5842	Outer Tie Rod End	M16 x 1.5mm, 13.2/16.0mm Pin	
TR5841	Rack End	M16 x 1.5mm, M16 x 1.5mm, Length 311mm	
TR5849	Front Stab. Link	Length 335mm	
TR5953	Rear Stab. Link	Length 95mm	
BJ1182L/R	Lower Ball Joint	15.3/18.7mm Pin	
CS283L/R	Lower Control Arm		



# VOLKSWAGEN POLO I



**Model**  
1.4i Classic, Playa, 1.6i  
Classic, Lux, Playa, 1.8i  
Classic Lux, Playa

**Year**  
96-03

**LEFT/  
PASSENGER**



**RIGHT/  
DRIVER**



REMARKS:

PART NO	DESCRIPTION	DIMENSIONS	COMMENTS
TR5191	Outer Tie Rod End	M14 x 1.5mm, 12.6/14.5mm Pin	Short
TR5512	Rack End	M14 x 1.5mm, M14 x 1.5mm, Length 319/340mm	Long
TR5736	Outer Tie Rod End	M14 x 1.5mm, 12.9/14.8mm Pin	Long
TR5712	Rack End	M14 x 1.5mm, M14 x 1.5mm, Length 295/309mm	Short
BJ957	Lower Ball Joint	19mm Pin	
CS110	Lower Control Arm		
PSP001	Power Steering Pump		

# VOLKSWAGEN

## POLO II, POLO VIVO, POLO 6R, CROSS POLO



Model	Year
1.4 Classic, Classic TDi, Trendline, 1.6 Classic, Comfortline, Trendline, SE, Classic Lux, 1.8 GTi Classic, Trendline, 1.9 TDi Highline, Classic Highline, Sportline, "Cross Polo", 2.0i Highline, Classic Highline	03-
1.4, 1.6 Trendline Hatch & Sedan	10-
1.2 (CGPA/B), 1.2 TDi (CFA), 1.2 TSi (CBZB/C), 1.4 (CLPA), 1.4 GTi (CAVE, CTHE), 1.6 (CLSA), 1.6 TDi (CAYB/C, CLNA)	09-
1.6, 1.6 TDi, 1.9 TDi	07-

### LEFT/ PASSENGER

### RIGHT/ DRIVER



TR5706



TR5712



TR5712



TR5706



TR5432



TR5432



TR5473



TR5473



TR6198



TR5870



TR5870



TR6198



TR6197



TR6197



TR6465



TR6465



SR5860



SR5878

VOLKSWAGEN  
 POLO II, POLO VIVO, POLO 6R, CROSS POLO



CONTINUED

LEFT/  
 PASSENGER

RIGHT/  
 DRIVER



TR5605



BJ1091



CS205L



CS205R



BJ1090



TR5605



CS379L



CS379R



BJ1278L



CS378L



CS378R



BJ1278R



CS469L



CS469R



PSP040



REMARKS: CS378L/R - Longer from the Front Bush to the Ball Joint. (Wider Track Length)

# VOLKSWAGEN

## POLO II, POLO VIVO, POLO 6R, CROSS POLO



CONTINUED

PART NO	DESCRIPTION	DIMENSIONS	COMMENTS
TR5706	Outer Tie Rod End	M14 x 1.5mm, 13.2/17.1mm Pin	TRW/SMI
TR6198	Outer Tie Rod End	M16 x 1.5mm, 15.0/16.5mm Pin	
TR5712	Rack End	M14 x 1.5mm, M14 x 1.5mm, Length 295/309mm	
TR5432	Rack End	M14 x 1.5mm, M14 x 1.5mm, Length 318/335mm	Alt.
TR5473	Rack End	M14 x 1.5mm, M14 x 1.5mm, Length 343/363mm	Power Steering Alt.
TR5870	Rack End	M16 x 1.5mm, M14 x 1.5mm, Length 300/320mm	Power Steering SMI
TR6197	Rack End	M14 x 1.5mm, M16 x 1.5mm, Length 293/309mm	
TR6465	Rack End	M16 x 1.5mm, M14 x 1.5mm, Length 314/336mm	Alt. 6R
TR5605	Front Stab. Link	Length 271mm	
SR5860	Steering Rack		Power Steering (2 Ring Sensor)
SR5878	Steering Rack		6C, 6R
PSP040	Power Steering Pump		Electric Hydraulic Pump
BJ1090/91	Lower Ball Joint	15.0/19.1mm Pin	
CS205L/R	Lower Control Arm		
BJ1278L/R	Lower Ball Joint	15.0/18.0mm Pin	Vivo & 6R
CS379L/R	Lower Control Arm		Vivo & 6R (L - BJ to Bush: 360mm)
CS378L/R	Lower Control Arm		Vivo & 6R (L - BJ to Bush: 376mm)
CS469L/R	Lower Control Arm		1.6 Vivo Sedan

# VOLKSWAGEN

## POLO VIVO, POLO 6R



Model	Year
1.4, 1.6 Trendline Hatch & Sedan	10-
1.2 (CGPA/B), 1.2 TDi (CFWA), 1.2 TSi (CBZB/C), 1.4 (CLPA), 1.4 GTI (CAVE, CTHE), 1.6 (CLSA), 1.6 TDi (CAYB/C, CLNA)	09-

### LEFT/ PASSENGER



### RIGHT/ DRIVER



# VOLKSWAGEN POLO VIVO, POLO 6R



CONTINUED

LEFT/  
PASSENGER

RIGHT/  
DRIVER



CS469L



CS469R



PSP040



REMARKS: CS378L/R - Longer from the Front Bush to the Ball Joint. (Wider Track Length)

PART NO	DESCRIPTION	DIMENSIONS	COMMENTS
TR5706	Outer Tie Rod End	M14 x 1.5mm, 13.2/17.1mm Pin	TRW/SMI
TR5712	Rack End	M14 x 1.5mm, M14 x 1.5mm, Length 295/309mm	Power Steering TRW
TR5432	Rack End	M14 x 1.5mm, M14 x 1.5mm, Length 318/335mm	Alt.
TR6198	Outer Tie Rod End	M16 x 1.5mm, 15.0/16.5mm Pin	
TR6197	Rack End	M14 x 1.5mm, M16 x 1.5mm, Length 293/309mm	
TR6465	Rack End	M16 x 1.5mm, M14 x 1.5mm, Length 314/336mm	Alt. 6R
TR5605	Front Stab. Link	Length 271mm	
SR5878	Steering Rack		6C, 6R
PSP040	Power Steering Pump		Electric Hydraulic Pump
BJ1278L/R	Lower Ball Joint	15.0/18.0mm Pin	
CS379L/R	Lower Control Arm		(L - BJ to Bush: 360mm)
CS378L/R	Lower Control Arm		(L - BJ to Bush: 376mm)
CS469L/R	Lower Control Arm		1.6 Vivo Sedan

# VOLKSWAGEN POLO (AW1, BZ1)



**Model**  
(CHZL, DKLA) 1.0 TSi,  
(DGTC/D) 1.6 TDi,  
(CZPC, DKZC) 2.0 GTi

**Year**  
17-

**LEFT/  
PASSENGER**



**RIGHT/  
DRIVER**



REMARKS:

PART NO	DESCRIPTION	DIMENSIONS	COMMENTS
TR5842	Outer Tie Rod End	M16 x 1.5mm, 13.2/16.0mm Pin	
TR6476	Rack End	M14 x 1.5mm, M16 x 1.5mm, Length 315mm	
TR5605	Front Stab. Link	Length 271mm	
BJ1139L/R	Lower Ball Joint	15.4/19.8mm Pin	
CS465L/R	Lower Control Arm		1.0 TSi Only
CS467L/R	Lower Control Arm		Alt.



# VOLKSWAGEN SCIROCCO



**Model**  
1.4 TSi, 2.0 TSi, DSG

**Year**  
09-

**LEFT/  
PASSENGER**

**RIGHT/  
DRIVER**



TR5842



TR5841



TR5841



TR5842



BJ1139L



CS247L



CS247R



BJ1139R



TR5849



TR5953



CS274L



CS274R



TR5953



TR5849

REMARKS:

PART NO	DESCRIPTION	DIMENSIONS	COMMENTS
TR5842	Outer Tie Rod End	M16 x 1.5mm, 13.2/16.0mm Pin	
TR5841	Rack End	M16 x 1.5mm, M16 x 1.5mm, Length 311mm	
TR5849	Front Stab. Link	Length 335mm	
TR5953	Rear Stab. Link	Length 95mm	
BJ1139L/R	Lower Ball Joint	15.4/19.8mm Pin	
CS247L/R	Lower Control Arm		Cast Iron
CS274L/R	Lower Control Arm		Sheet Metal



# VOLKSWAGEN SHARAN





**Model**  
1.8T MPV, 1.9 TDi MPV,  
2.8 MPV

**Year**  
99-08

LEFT/  
PASSENGER

RIGHT/  
DRIVER



REMARKS:

PART NO	DESCRIPTION	DIMENSIONS	COMMENTS
TR5714	Outer Tie Rod End	M14 x 1.5mm, 14.3/16.3mm Pin	
TR5715	Rack End	M14 x 1.5mm, M14 x 1.5mm, Length 181/198mm	
TR5716	Front Stab. Link	Length 205mm	
BJ1106	Lower Ball Joint	18.5/20.0mm Pin	
CS202L/R	Lower Control Arm		

# VOLKSWAGEN TIGUAN



**Model**  
1.4 TSi Track & Field,  
Trend & Fun, 2.0 TSi  
Sport & Style, Track  
& Field, 2.0 TDi Sport  
& Style, Track & Field  
SUV - 2x4 / 4X4

**Year**  
08-

LEFT/  
PASSENGER

RIGHT/  
DRIVER



REMARKS:

PART NO	DESCRIPTION	DIMENSIONS	COMMENTS
TR5842	Outer Tie Rod End	M16 x 1.5mm, 13.2/16.0mm Pin	
TR5841	Rack End	M16 x 1.5mm, M16 x 1.5mm, Length 311mm	
TR5849	Front Stab. Link	Length 335mm	
TR5953	Rear Stab. Link	Length 95mm	
BJ1139L/R	Lower Ball Joint	15.4/19.8mm Pin	
CS247L/R	Lower Control Arm		Cast Iron
CS274L/R	Lower Control Arm		Sheet Metal

# VOLKSWAGEN TOURAN



**Model**  
1.9 TDi Trendline, DSG  
MVP, 2.0 FSi Highline  
MPV, 2.0 TDi Highline,  
DSG MPV

**Year**  
04-

**LEFT/  
PASSENGER**

**RIGHT/  
DRIVER**



TR5842



TR5841



TR5841



TR5842



BJ1139L



CS247L



CS247R



BJ1139R



TR5849



CS274L



CS274R



TR5849



TR5953



CS461L



CS461R



TR5953

REMARKS:

# VOLKSWAGEN TOURAN

CONTINUED



PART NO	DESCRIPTION	DIMENSIONS	COMMENTS
TR5842	Outer Tie Rod End	M16 x 1.5mm, 13.2/16.0mm Pin	
TR5841	Rack End	M16 x 1.5mm, M16 x 1.5mm, Length 311mm	
TR5849	Front Stab. Link	Length 335mm	
TR5953	Rear Stab. Link	Length 95mm	
BJ1139L/R	Lower Ball Joint	15.4/19.8mm Pin	
CS247L/R	Lower Control Arm		Cast Iron
CS274L/R	Lower Control Arm		Sheet Metal
CS461L/R	Lower Control Arm		2010-

# VOLKSWAGEN TOUAREG



**Model**  
2.5 TDi, 3.0 V6, 4.2 V8,  
5.0 V10, 5.0 TDi

**Year**  
02-10

**LEFT/  
PASSENGER**



TR5861



TR5860



CS256



CS257L

**RIGHT/  
DRIVER**



TR5860



TR5861



CS256



CS257R

REMARKS:

PART NO	DESCRIPTION	DIMENSIONS	COMMENTS
TR5861	Outer Tie Rod End	M16 x 1.5mm, 16.5/20.2mm Pin	
TR5860	Rack End	M16 x 1.5mm, M16 x 1.5mm, Length 291/307mm	
CS256	Upper Control Arm		
CS257L/R	Lower Control Arm		

# VOLKSWAGEN UP



Model 1.0  
Year 15-

LEFT/  
PASSENGER

RIGHT/  
DRIVER



REMARKS:

PART NO	DESCRIPTION	DIMENSIONS	COMMENTS
TR5706	Outer Tie Rod End	M14 x 1.5mm, 13.2/17.1mm Pin, Length 94mm	
TR6309	Rack End	M14 x 1.5mm, M14 x 1.5mm, Length 306mm	
TR5605	Front Stab. Link	Length 271mm Pin	
BJ1278L/R	Lower Ball Joint	15.0/18.0mm Pin	
CS394L/R	Lower Control Arm		

VOLVO  
144E, 144S, 164



Model	Year
2.0 TE	73-76
2.0	68-76
2.0	68-76

LEFT/  
PASSENGER

RIGHT/  
DRIVER



TR900



TR900

REMARKS:

PART NO	DESCRIPTION	DIMENSIONS	COMMENTS
TR900	Outer Tie Rod End	M14 x 1.5mm, 12.7/14.2mm Pin	

# VOLVO

850, 850R, C70, S70, V70



Model	Year
2.3 T5, 2.4 GLT	94-97
2.3	96-97
2.3 Cabrio, Coupe	02-04
2.3 T5, 2.4	97-04
2.3, 2.4	94-00

LEFT/  
PASSENGER

RIGHT/  
DRIVER



TR5573



TR5574



TR5574



TR5573



BJ1077



TR5810

TR5640



TR5640

TR5810



BJ1077

REMARKS:

PART NO	DESCRIPTION	DIMENSIONS	COMMENTS
TR5573	Outer Tie Rod End	M14 x 2.0mm, 13.1/15.8mm Pin	
TR5574	Rack End	M14 x 1.5mm, M14 x 2.0mm, Length 177mm/190mm	
TR5640	Front Stab. Link	Length 301mm	
TR5810	Rear Stab. Link	Length 301mm	
BJ1077	Lower Ball Joint	19.0mm Pin	850 Only



# VOLVO

960, S90, V90



Model	Year
2.9	94-97
2.9	97-00
2.9	97-00

LEFT/  
PASSENGER

RIGHT/  
DRIVER



TR5573



TR5615



TR5615



TR5573



BJ1005



TR5315



TR5315



BJ1005

REMARKS:

PART NO	DESCRIPTION	DIMENSIONS	COMMENTS
TR5573	Outer Tie Rod End	M14 x 2.0mm, 13.1/15.8mm Pin	
TR5615	Rack End	M14 x 1.5mm, M14 x 2.0mm, Length 288/304mm	
TR5315	Front Stab. Link	Length 245mm	
BJ1005	Lower Ball Joint	15.5/18.0mm Pin	

# VOLVO C30, C70



**Model**  
1.6, 1.8 Sedan, 2.0i,  
R-Design, Powershift,  
2.5i T5, R-Design  
T5 2.5T, Coupe

**Year**  
08-  
  
05-

**LEFT/  
PASSENGER**



**RIGHT/  
DRIVER**



REMARKS:

PART NO	DESCRIPTION	DIMENSIONS	COMMENTS
TR5921	Outer Tie Rod End	M16 x 1.5mm, 12.4/16.2mm Pin	
TR5922	Rack End	M14 x 1.5mm, M16 x 1.5mm, Length 293/306mm	
TR5950	Front Stab. Link	Length 300mm	
TR6046	Rear Stab. Link	Length 77mm	
BJ1181	Lower Ball Joint	15.0/19.0mm Pin	
CS279L/R	Lower Control Arm		With BJ1181
BJ1259	Lower Ball Joint	18.1/21.7mm Pin	Alt.
CS819L/R	Lower Control Arm		With BJ1259

Model	Year
1.9 T4 Sedan, 2.0, 2.0T Sedan	97-01
1.9 T4 Wagon, 2.0T Estate	97-01

LEFT/  
PASSENGER

RIGHT/  
DRIVER



TR5575



TR5576



TR5576



TR5575



TR5719



BJ949



CS206L



CS206R



BJ949



TR5720



TR5719

REMARKS:

PART NO	DESCRIPTION	DIMENSIONS	COMMENTS
TR5575	Outer Tie Rod End	M12 x 1.25mm, 13.3/15.0mm Pin	
TR5576	Rack End	M16 x 1.5mm, M12 x 1.25mm, Length 312/330mm	
TR5719	Front Stab. Link	Length 200mm	
TR5720	Rear Stab. Link	Length 103mm	
BJ949	Lower Ball Joint	15.0/17.0mm Pin, Base Ø 39.8mm	
CS206L/R	Lower Control Arm		

# VOLVO

## S40, V40



Model	Year
1.9 T4 Sedan, 2.0, 2.0T Sedan	01-04
1.9 T4 Wagon, 2.0T Estate	01-04

LEFT/  
PASSENGER

RIGHT/  
DRIVER



REMARKS:

PART NO	DESCRIPTION	DIMENSIONS	COMMENTS
TR6016	Outer Tie Rod End	M14 x 1.5mm, 13.4/15.0mm Pin	
TR6017	Rack End	M16 x 1.5mm, M14 x 1.5mm, Length 315/340mm	
TR6015	Front Stab. Link	Length 267mm	
TR5720	Rear Stab. Link	Length 105mm	
BJ949	Lower Ball Joint	15.0/17.0mm Pin, Base Ø 39.8mm	
CS331L/R	Lower Control Arm		

# VOLVO S40, V50



**Model**  
1.8 Sedan, 2.0 Sedan  
2.0D VS Sedan, 2.4i  
VS D5 Sedan, 2.5i D5  
Sedan  
2.0D, 2.0i, 2.4i, 2.5i T5  
Sedan

**Year**  
04-09  
04-09

**LEFT/  
PASSENGER**



**RIGHT/  
DRIVER**



REMARKS:

PART NO	DESCRIPTION	DIMENSIONS	COMMENTS
TR5921	Outer Tie Rod End	M16 x 1.5mm, 12.4/16.2mm Pin	
TR5922	Rack End	M14 x 1.5mm, M16 x 1.5mm, Length 293/306mm	
TR5950	Front Stab. Link	Length 300mm	
TR6046	Rear Stab. Link	Length 77mm	
BJ1181	Lower Ball Joint	15.0/19.0mm Pin	
CS279L/R	Lower Control Arm		With BJ1181
BJ1259	Lower Ball Joint	18.1/21.7mm Pin	Alt.
CS819L/R	Lower Control Arm		With BJ1259

# VOLVO

## S60, S80, V70



Model	Year
2.3 T5, 2.4 D5, 2.4T, 2.5R, 2.5T	01-06
2.4T, 2.5T, 3.0 T6, T6 Exec,	02-06
2.3 T5 Estate, 2.4 Estate 2.4T Estate, 2.5T Estate	00-06

LEFT/  
PASSENGER



TR5807

TR5808



TR5775



BJ1124



CS214L



TR5774



TR5811



CS215L

RIGHT/  
DRIVER



TR5808

TR5807



CS214R



BJ1124



TR5775



CS215R



TR5811



TR5774

REMARKS:

PART NO	DESCRIPTION	DIMENSIONS	COMMENTS
TR5807	Outer Tie Rod End	M14 x 1.5mm, 12mm Pin, Length 233mm	
TR5808	Rack End	M16 x 1.5mm, M14 x 1.5mm, Length 125/150mm	
TR5774	Front Stab. Link	Length 334mm	S60, V70
TR5775	Rear Stab. Link	Length 140mm	S80
TR5811	Front Stab. Link	Length 332mm	
BJ1124	Lower Ball Joint	12.7mm Pin	
CS214L/R	Lower Control Arm		S60, V70
CS215L/R	Lower Control Arm		S80

# VOLVO V40



**Model**  
D2, D3, D4  
T3, T4, T5

**Year**  
12-

**LEFT/  
PASSENGER**

**RIGHT/  
DRIVER**



REMARKS:

PART NO	DESCRIPTION	DIMENSIONS	COMMENTS
TR6349	Outer Tie Rod End	M16 x 1.5mm, 11.2mm Pin, Length 111mm	
TR5922	Rack End	M14 x 1.5mm, M16 x 1.5mm, Length 293/306mm	
TR5950	Front Stab. Link	Length 300mm	
TR6046	Rear Stab. Link	Length 76mm	
BJ1338L/R	Lower Ball Joint	21mm Pin	
CS419L/R	Lower Control Arm		

# VOLVO

## V70, S60 II, S80



Model	Year
2.0T, 2.4 D5, 2.5	06-
D5 2.4, T3 1.6, 2.0, T4	11-
1.6, 2.0, T6 3.0	
2.4 D5, 2.5 T5, 3.2,	06-
4.4 V8	

LEFT/  
PASSENGER

RIGHT/  
DRIVER



REMARKS:

PART NO	DESCRIPTION	DIMENSIONS	COMMENTS
TR6019	Outer Tie Rod End	M18 x 1.5mm, 16.8/20.1mm Pin	
TR6020	Rack End	M16 x 1.5mm, M18 x 1.5mm, Length 315mm/335mm	
TR6018	Front Stab. Link	Length 298mm	
TR6021	Rear Stab. Link	Length 180mm	
BJ1222	Lower Ball Joint	18.0/23.0mm Pin	
CS332L/R	Lower Control Arm		



# VOLVO XC70 4X4



**Model**                      **Year**  
2.4 D5 5 & 7 Seater        00-07  
Estate,  
2.5T 5 & 7 Seater  
Estate

**LEFT/  
PASSENGER**



**RIGHT/  
DRIVER**



REMARKS:

PART NO	DESCRIPTION	DIMENSIONS	COMMENTS
TR5807	Outer Tie Rod End	M14 x 1.5mm, 12mm Pin, Length 233mm	
TR5967	Outer Tie Rod End	M14 x 1.5mm, 15mm Pin, Length 254mm	
TR5808	Rack End	M16 x 1.5mm, M14 x 1.5mm, Length 125/150mm	SMI
TR5968	Rack End	M16 x 1.5mm, M14 x 1.5mm, Length 126/143mm	ZF
TR5774	Front Stab. Link	Length 334mm	
TR5775	Rear Stab. Link	Length 140mm	
BJ1124	Lower Ball Joint	12.7mm Pin	

# VOLVO XC70 4X4



**Model**  
2.4 D5 5 & 7 Seater  
Estate  
2.5T 5 & 7 Seater  
Estate,  
3.2 5 & 7 Seater Estate

**Year**  
07-

LEFT/  
PASSENGER

RIGHT/  
DRIVER



REMARKS:

PART NO	DESCRIPTION	DIMENSIONS	COMMENTS
TR6019	Outer Tie Rod End	M18 x 1.5mm, M14 x 1.5mm, 16.7mm Pin	
TR6020	Rack End	M16 x 1.5mm, M18 x 1.5mm, Length 314/332mm	
TR6018	Front Stab. Link	Length 298mm	
TR6021	Rear Stab. Link	Length 177mm	
BJ1223	Lower Ball Joint	19mm Pin	

# VOLVO XC90 4X4



**Model**  
2.4 D5 5 & 7 Seater SUV  
2.5T 5 & 7 Seater SUV  
3.0 T6 5 & 7 Seater SUV  
3.2 5 & 7 Seater SUV  
4.4 V8 Sport, Exec. 5 & 7 Seater SUV

**Year**  
00-07

**LEFT/  
PASSENGER**

**RIGHT/  
DRIVER**



TR5967



TR5968



TR5968



TR5967



TR5774



BJ1198



CS334L



CS334R



BJ1198



TR5775



TR5775



TR5774

REMARKS:

PART NO	DESCRIPTION	DIMENSIONS	COMMENTS
TR5967	Outer Tie Rod End	M14 x 1.5mm, 15mm Pin, Length 254mm	
TR5968	Rack End	M16 x 1.5mm, M14 x 1.5mm, Length 126/143mm	
TR5774	Front Stab. Link	Length 334mm	
TR5775	Rear Stab. Link	Length 140mm	
BJ1198	Lower Ball Joint	14.9/20.0mm Pin	
CS334L/R	Lower Control Arm		



From humble beginnings to present day, delivering quality guaranteed auto parts at superior levels of service for more than 40 years.



## Guaranteed for your safety and reliability

### Johannesburg

Tel: 011 634 7600  
Fax: 011 493 3132  
61 Trump Street  
Selby  
Johannesburg  
2091  
P O Box 260642  
Excom 2023

### Durban

Tel: 031 531 6000  
Fax: 031 531 6210  
33 Aloefield Crecent  
Springfield Park  
Durban North  
4051  
P O Box 309  
Durban 4000

### Cape Town

Tel: 021 928 3420  
Fax: 021 931 0840  
Unit 16. Dundas Park  
23b Junction Street  
Parow Industria  
P O Box 688  
Maitland 7404